

**SIR II<sup>™</sup> STUDENT  
INSTRUCTIONAL REPORT II**

**COMPARATIVE DATA**

**FOUR-YEAR COLLEGES AND UNIVERSITIES**

For questions about this guide, please contact ETS via e-mail at [highered.ets.org](mailto:highered.ets.org)

## TABLE OF CONTENTS

INTRODUCTION .....	1
Table 1 Percentile Distributions of Class Means .....	3
Fig. 1.1 to 1.7 Box plots .....	4
Table 2.1 Academic Rank: Teaching Assistant .....	11
Table 2.2 Academic Rank: Instructor .....	12
Table 2.3 Academic Rank: Assistant Professor .....	13
Table 2.4 Academic Rank: Associate Professor .....	14
Table 2.5 Academic Rank: Professor .....	15
Table 2.6 Academic Rank: Other .....	16
Table 3.1 Faculty Status: Full Time .....	17
Table 3.2 Faculty Status: Part Time .....	18
Table 4.1 Class Conducted as Lecture .....	19
Table 4.2 Class Conducted as Lecture and Discussion Combined .....	20
Table 4.3 Class Conducted as Discussion Mainly .....	21
Table 4.4 Class Conducted as Lecture and Laboratory .....	22
Table 4.5 Class Conducted as Laboratory .....	23
Table 4.6 Class Conducted as Other .....	24
Table 5.1 Class Size: 15 or fewer .....	25
Table 5.2 Class Size: 16 – 35 .....	26
Table 5.3 Class Size: 36 – 100 .....	27
Table 5.4 Class Size: Over 100 .....	28
Table 6.1 Course Level: First and Second Year .....	29
Table 6.2 Course Level: Third and Fourth Year .....	30
Table 6.3 Course Level: Graduate .....	31
Table 6.4 Course Level: Other .....	32
Table 7.1 Agriculture and Natural Resources .....	33
Table 7.2 Allied Health and Health Services .....	34
Table 7.2.1 Dental Services .....	35
Table 7.2.2 Health Services .....	36
Table 7.2.3 Medical Technologies .....	37
Table 7.2.4 Nursing .....	38
Table 7.2.5 Rehabilitation Services .....	39
Table 7.3 Architecture and Environmental Design .....	40
Table 7.4 Area and Ethnic Studies .....	41
Table 7.5 Business and Management .....	42
Table 7.5.1 Accounting .....	43
Table 7.5.2 Administrative Support .....	44
Table 7.5.3 Banking and Finance .....	45
Table 7.5.4 Business Administration and Management .....	46
Table 7.5.5 Marketing .....	47
Table 7.6 Communications .....	48
Table 7.7 Communication Technologies .....	49
Table 7.8 Computer and Information Sciences .....	50
Table 7.9 Education .....	51
Table 7.9.1 Elementary Education .....	52

Table 7.9.2	Secondary Education .....	53
Table 7.9.3	Physical and Health Education .....	54
Table 7.9.4	Special Education.....	55
Table 7.10	Engineering and Engineering Technologies .....	56
Table 7.10.1	Chemical .....	57
Table 7.10.2	Civil.....	58
Table 7.10.3	Electrical .....	59
Table 7.10.4	Engineering Technologies .....	60
Table 7.10.5	Industrial .....	61
Table 7.10.6	Mechanical.....	62
Table 7.11	Foreign Languages and Literature .....	63
Table 7.11.1	French .....	64
Table 7.11.2	German.....	65
Table 7.11.3	Spanish.....	66
Table 7.12	Home Economics and Vocational Home Economics .....	67
Table 7.13	Interdisciplinary Studies .....	68
Table 7.14	Law and Legal Services.....	69
Table 7.15	Letters and Humanities .....	70
Table 7.15.1	Classics .....	71
Table 7.15.2	English Language and Literature.....	72
Table 7.15.3	Speech.....	73
Table 7.16	Life Sciences.....	74
Table 7.17	Mathematics and Statistics.....	75
Table 7.18	Military Science.....	76
Table 7.19	Parks and Recreation.....	77
Table 7.20	Philosophy, Religion and Theology.....	78
Table 7.21	Physical Sciences.....	79
Table 7.21.1	Chemistry.....	80
Table 7.21.2	Geological Sciences.....	81
Table 7.21.3	Physics .....	82
Table 7.22	Psychology.....	83
Table 7.23	Protective Services.....	84
Table 7.23.1	Criminal Justice .....	85
Table 7.23.2	Law Enforcement.....	86
Table 7.24	Public Affairs.....	87
Table 7.24.1	Social Work .....	88
Table 7.25	Social Sciences.....	89
Table 7.25.1	Anthropology or Archeology.....	90
Table 7.25.2	Criminology .....	91
Table 7.25.3	Economics.....	92
Table 7.25.4	Geography.....	93
Table 7.25.5	History.....	94
Table 7.25.6	International Relations.....	95
Table 7.25.7	Political Science and Government.....	96
Table 7.25.8	Sociology .....	97
Table 7.26	Trade and Industrial Technologies.....	98

Table 7.27	Visual and Performing Arts .....	99
Table 7.27.1	Art History .....	100
Table 7.27.2	Design .....	101
Table 7.27.3	Dramatic Arts.....	102
Table 7.27.4	Film Arts .....	103
Table 7.27.5	Fine Arts.....	104
Table 7.27.6	Music.....	105

## INTRODUCTION

### SIR II™

#### Comparative Data

#### Four-Year Colleges and Universities

This Guide contains comparative data for the SIR II™ Student Instructional Report. The data have been summarized and categorized in several different ways for ease of comparison. The data are cumulative since 2003 to 2010, and include data collected in 238,471 classes and reported by 5,273,204 students. Only class sizes of 10 or greater enrollment are included in these tables.

#### **Comparative rather than normative data**

When the SIR II Student Instructional Report is administered, the institution and in many instances, individual professors control all aspects of the administration. For example, the contents of the course, the appropriateness of placing the course within a specific field, the way in which the questionnaire is administered within the classroom, and when it is administered is decided by the institution or by the faculty member. Because of this local control of SIR II administrations and because the sample of institutions does not proportionately represent all of the various types of four-year colleges and universities, these tables represent comparative rather than normative data.

Student ratings tend to be favorable. For example, on the 5 point SIR II scale (Very Effective = 5 to Ineffective = 1), a mean of 3.6 is numerically above average, but in comparison with other SIR II means, it may be below average. Indeed, as shown in Table 1, the mean from all classes for question #40, the overall evaluation of teaching and learning, is 4.01, well above the numerical average for the scale.

#### **Completed comparative data**

The data contained in these tables is based on a much larger sample of classes than that of the previous (2006) SIR II Comparative Data Guide. In that Guide, the data came from 117,1323 classes and was reported by 2,657,135 students. The larger sample produced numerous tables in this Guide as before, including: Allied Health and Health Sciences, Business and Management, Education, Engineering and Engineering Technologies, Foreign Languages and Literature, Letters and Humanities, Physical Sciences, Protective Services, Public Affairs, Social Sciences, and Visual and Performing Arts.

Both the decile and quartile distributions of the means are presented. The decile distributions of the means are presented at 10 percent intervals from 90 percent to 10 percent. It is appropriate to compare the decile equivalents from an individual instructor's report with the data in the tables. Quartile distributions are also included and are interspersed with

the decile distribution. Appearing in the far right columns of each table are the means and standard deviations for each item. Users should be cautious of the reliability of the statistics when the number of classes in the table is less than 50.

Box plots for the scales corresponding to Table 1 are also included in Figures 1.1 to 1.7. The plot consists of a box that extends from the first (Q1) to the third quartile (Q3), with a line indicating the median and a plus-sign showing the mean. Outside this box, lines are drawn on either side up to the last observation that is no outlier. Possible outliers are indicated by an asterisk and are those observations that are further away from the box than 1.5 interquartile ranges (Q3-Q1).

**Table 1**

**Four-Year Colleges and Universities  
Percentile Distributions of Class Means  
Based on 238471 Classes**

<b>Item</b>	<b>90%</b>	<b>80%</b>	<b>75%</b>	<b>70%</b>	<b>60%</b>	<b>50%</b>	<b>40%</b>	<b>30%</b>	<b>25%</b>	<b>20%</b>	<b>10%</b>	<b>Mean</b>	<b>S.D.</b>
1	4.80	4.68	4.63	4.58	4.48	4.38	4.26	4.13	4.05	3.94	3.64	4.28	0.49
2	4.84	4.74	4.69	4.64	4.55	4.45	4.33	4.20	4.12	4.00	3.71	4.35	0.48
3	4.89	4.80	4.75	4.71	4.62	4.53	4.42	4.29	4.21	4.11	3.82	4.42	0.45
4	4.80	4.69	4.63	4.58	4.48	4.38	4.25	4.10	4.00	3.89	3.56	4.26	0.52
5	4.82	4.70	4.64	4.59	4.48	4.36	4.23	4.07	4.00	3.85	3.50	4.24	0.55
6	4.83	4.71	4.67	4.61	4.50	4.38	4.25	4.08	4.00	3.85	3.50	4.25	0.56
7	4.94	4.89	4.86	4.83	4.78	4.71	4.64	4.55	4.48	4.40	4.10	4.59	0.43
8	4.83	4.73	4.67	4.63	4.53	4.42	4.31	4.17	4.08	4.00	3.67	4.32	0.49
9	4.76	4.63	4.57	4.50	4.40	4.30	4.18	4.03	3.94	3.86	3.56	4.21	0.49
10	4.92	4.83	4.79	4.75	4.67	4.57	4.46	4.33	4.25	4.14	3.85	4.46	0.46
11	4.89	4.78	4.73	4.69	4.59	4.50	4.36	4.21	4.11	4.00	3.64	4.35	0.53
12	4.92	4.85	4.80	4.77	4.69	4.60	4.50	4.38	4.29	4.19	3.88	4.48	0.47
13	4.86	4.75	4.70	4.64	4.55	4.44	4.31	4.17	4.08	3.96	3.64	4.32	0.51
14	4.81	4.68	4.63	4.57	4.46	4.35	4.23	4.08	4.00	3.89	3.57	4.25	0.51
15	4.91	4.82	4.78	4.73	4.65	4.56	4.44	4.31	4.22	4.11	3.78	4.43	0.49
16	4.80	4.67	4.63	4.57	4.47	4.38	4.26	4.12	4.03	3.93	3.63	4.27	0.49
17	4.75	4.61	4.55	4.50	4.36	4.24	4.10	3.94	3.85	3.73	3.39	4.14	0.56
18	4.80	4.67	4.62	4.56	4.46	4.35	4.23	4.09	4.00	3.90	3.60	4.26	0.50
19	4.75	4.60	4.55	4.50	4.37	4.25	4.11	3.95	3.86	3.75	3.43	4.15	0.54
20	4.64	4.47	4.41	4.34	4.22	4.11	4.00	3.83	3.75	3.65	3.36	4.04	0.52
21	4.75	4.60	4.54	4.48	4.36	4.25	4.12	3.97	3.88	3.77	3.46	4.16	0.52
.													
29	4.40	4.20	4.12	4.05	3.91	3.78	3.65	3.50	3.41	3.31	3.00	3.74	0.54
30	4.33	4.14	4.07	4.00	3.88	3.75	3.63	3.50	3.43	3.35	3.13	3.73	0.48
31	4.40	4.19	4.11	4.00	3.88	3.74	3.59	3.42	3.33	3.21	2.92	3.69	0.58
32	4.40	4.21	4.13	4.06	3.92	3.80	3.67	3.52	3.44	3.35	3.09	3.76	0.52
33	4.50	4.28	4.20	4.13	4.00	3.85	3.71	3.56	3.46	3.36	3.09	3.81	0.55
34	4.33	4.15	4.08	4.00	3.89	3.78	3.67	3.55	3.48	3.41	3.20	3.77	0.45
35	4.20	4.00	3.95	3.89	3.78	3.68	3.58	3.47	3.42	3.36	3.20	3.69	0.39
36	4.40	4.19	4.11	4.00	3.90	3.77	3.64	3.50	3.43	3.35	3.11	3.75	0.51
.													
40	4.59	4.43	4.37	4.31	4.20	4.08	3.96	3.82	3.73	3.63	3.33	4.01	0.52
.													
<b>Scale</b>	<b>90%</b>	<b>80%</b>	<b>75%</b>	<b>70%</b>	<b>60%</b>	<b>50%</b>	<b>40%</b>	<b>30%</b>	<b>25%</b>	<b>20%</b>	<b>10%</b>	<b>Mean</b>	<b>S.D.</b>
A	4.80	4.70	4.65	4.60	4.51	4.41	4.30	4.16	4.08	3.98	3.67	4.31	0.47
B	4.83	4.73	4.69	4.64	4.56	4.47	4.36	4.23	4.15	4.06	3.77	4.37	0.44
C	4.86	4.76	4.71	4.67	4.58	4.48	4.37	4.23	4.15	4.04	3.73	4.37	0.48
D	4.70	4.57	4.51	4.46	4.36	4.25	4.14	4.00	3.92	3.82	3.54	4.17	0.47
F	4.38	4.18	4.11	4.04	3.91	3.78	3.65	3.51	3.43	3.34	3.08	3.75	0.51
G	4.27	4.09	4.02	3.96	3.85	3.74	3.64	3.53	3.47	3.40	3.21	3.74	0.42
I	4.59	4.43	4.37	4.31	4.20	4.08	3.96	3.82	3.73	3.63	3.33	4.01	0.52

The statistics for items 22-28 and 37-39 are not computed.

Figure 1.1 Boxplot for Scale A

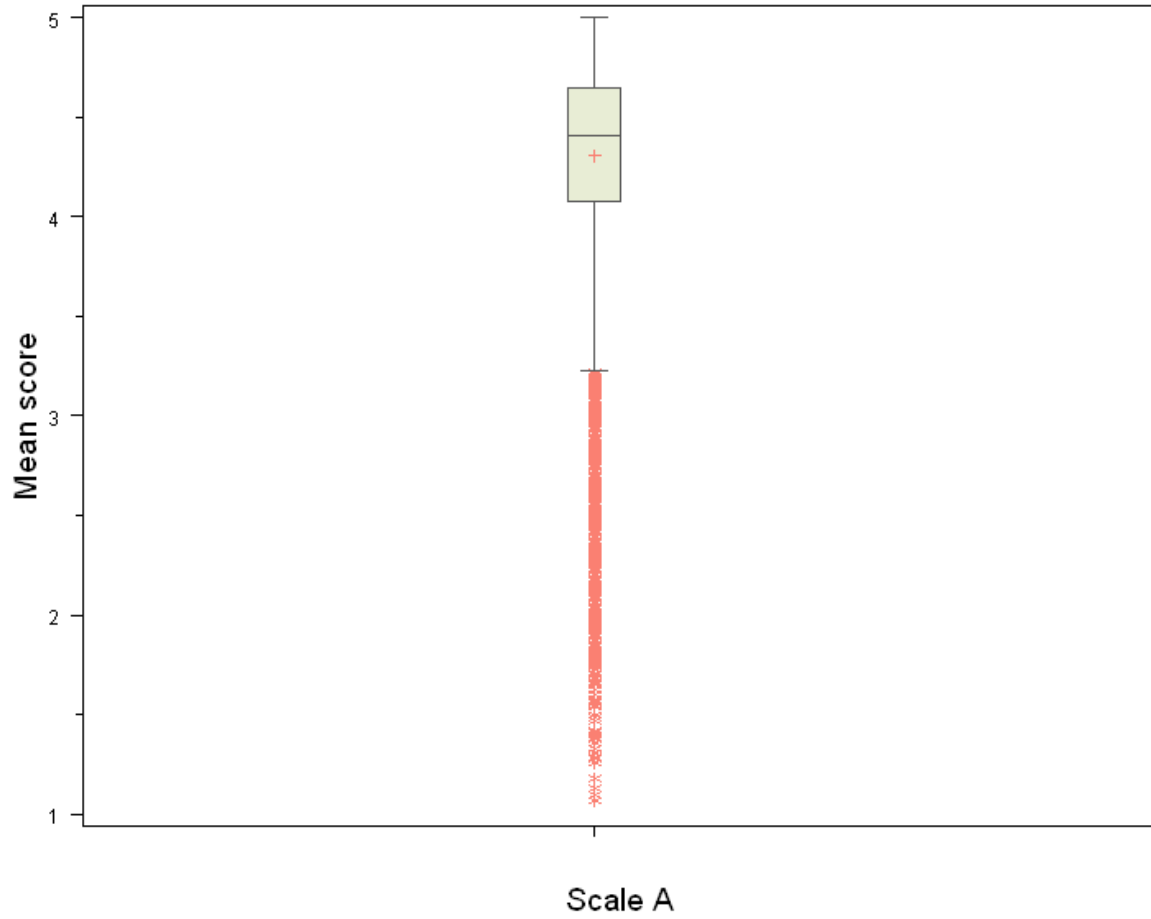




Figure 1.2 Boxplot for Scale B

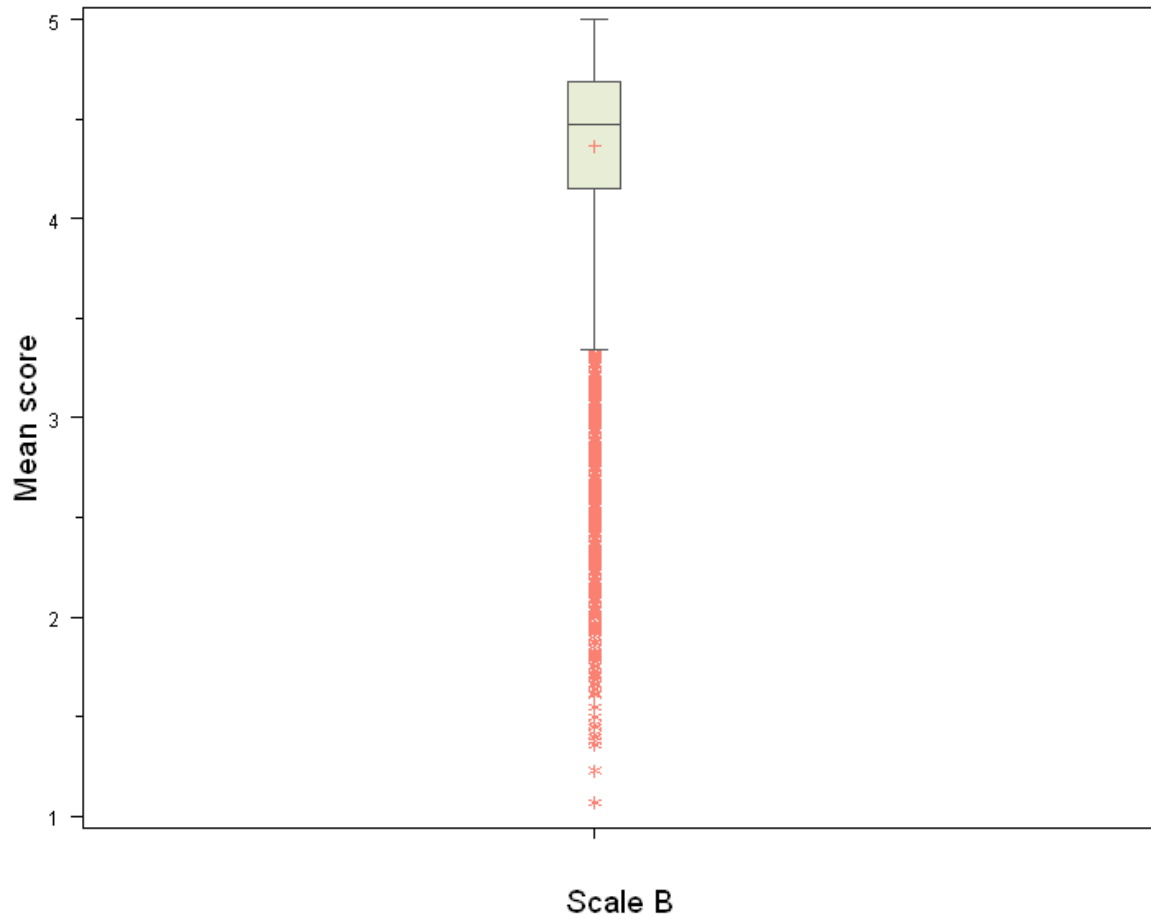


Figure 1.3 Boxplot for Scale C

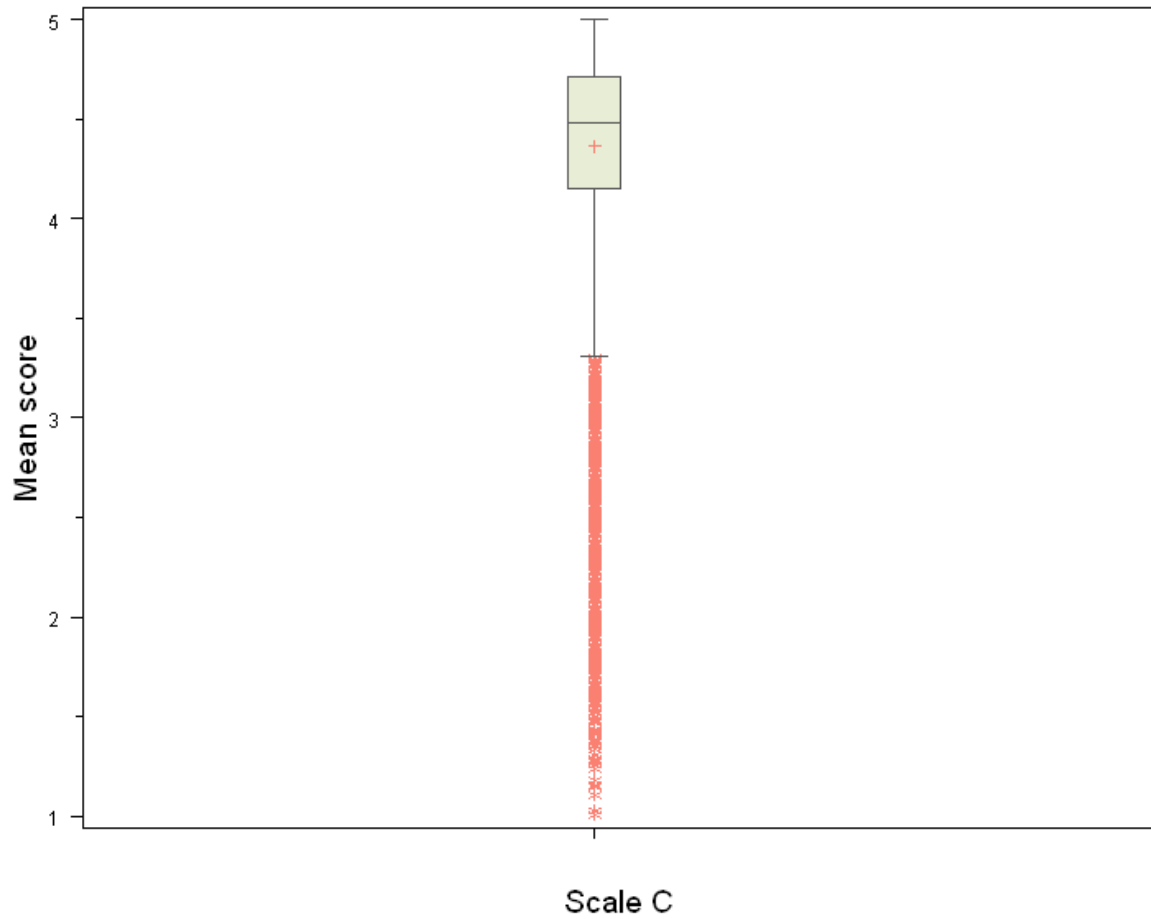


Figure 1.4 Boxplot for Scale D

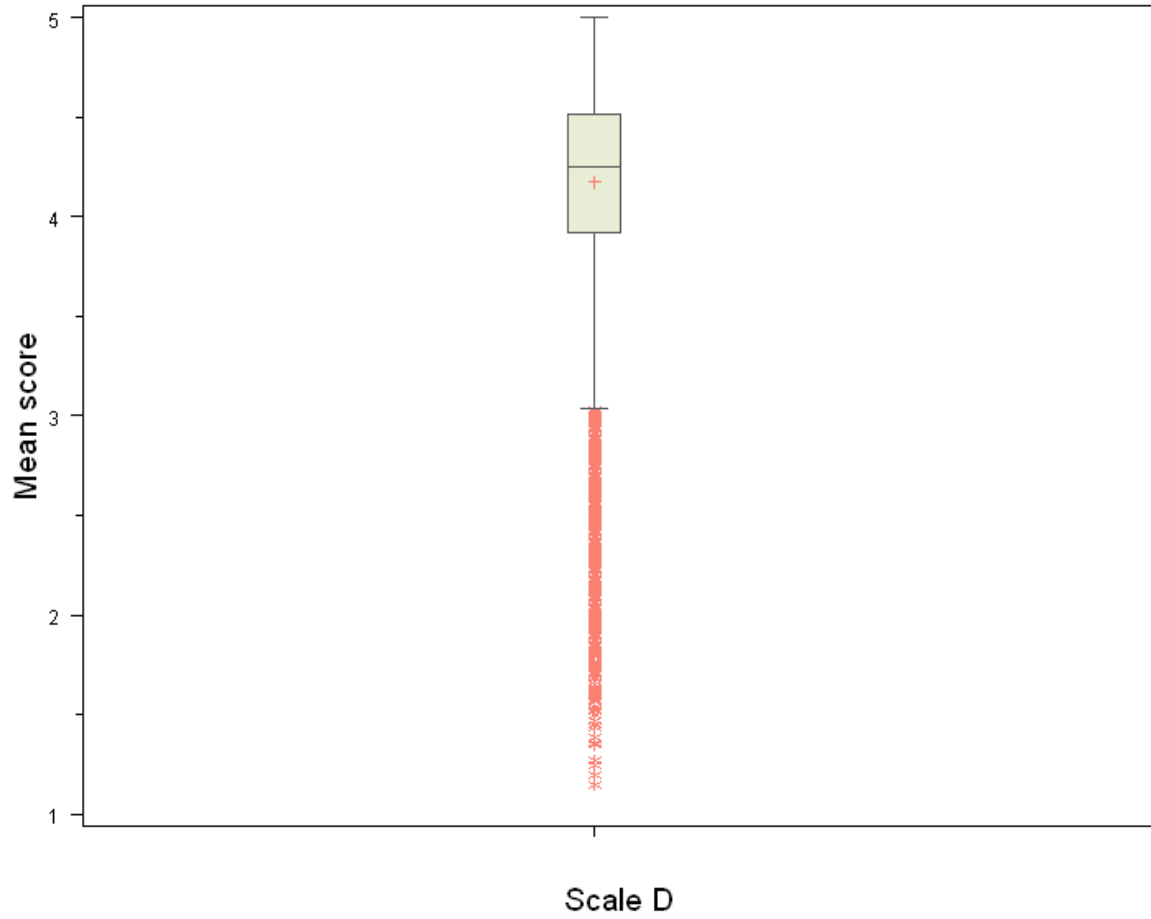


Figure 1.5 Boxplot for Scale F

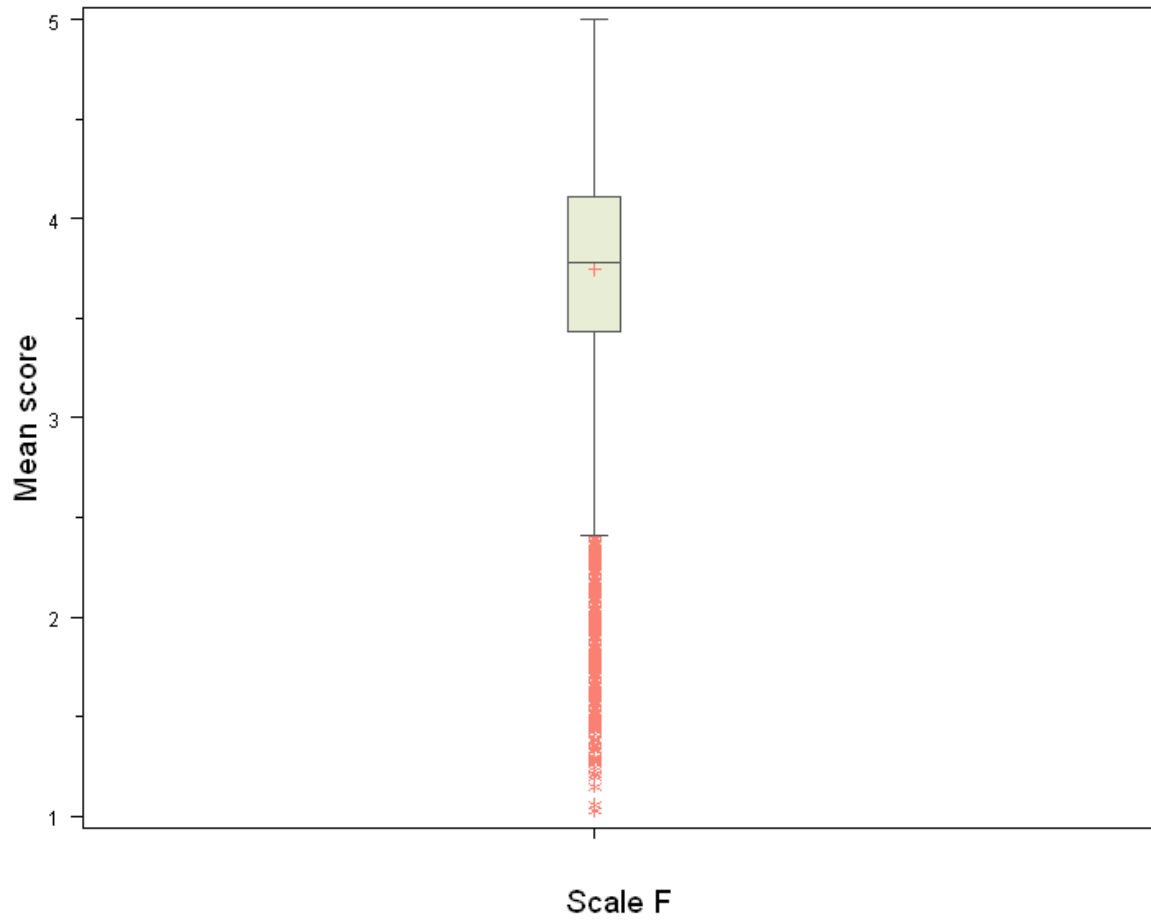


Figure 1.6 Boxplot for Scale G

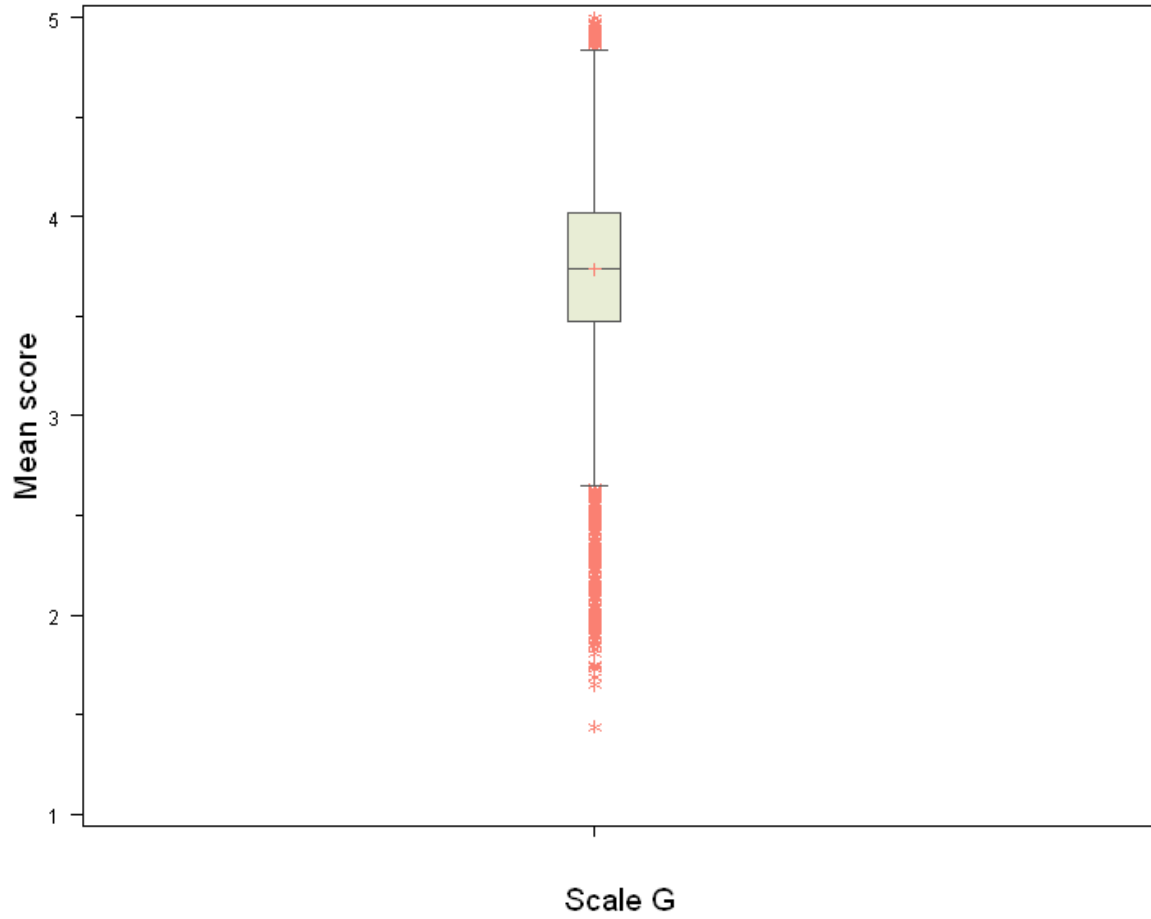
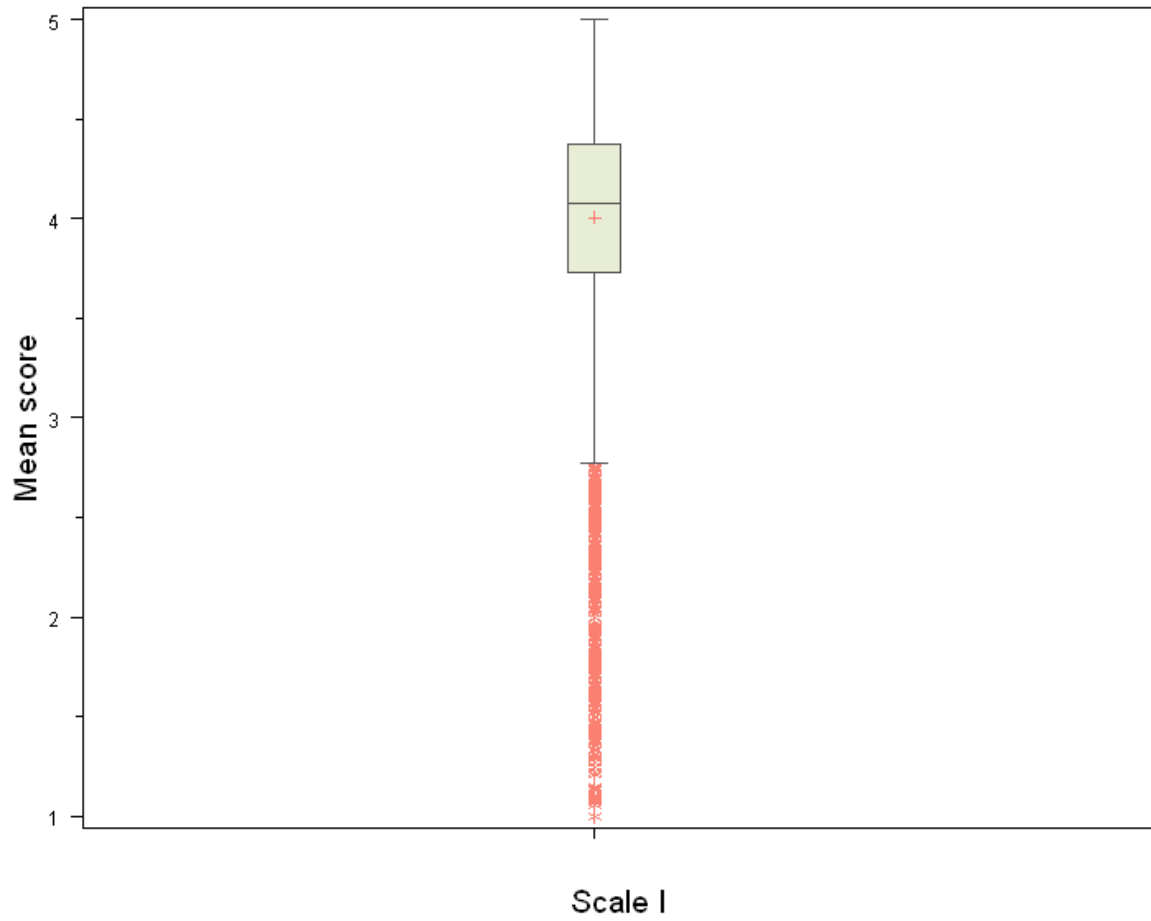


Figure 1.7 Boxplot for Scale I



**Table 2.1**  
**Academic Rank: Teaching Assistant**  
**Four-Year Colleges and Universities**  
**Percentile Distributions of Class Means**  
**Based on 1905 Classes**

<b>Item</b>	<b>90%</b>	<b>80%</b>	<b>75%</b>	<b>70%</b>	<b>60%</b>	<b>50%</b>	<b>40%</b>	<b>30%</b>	<b>25%</b>	<b>20%</b>	<b>10%</b>	<b>Mean</b>	<b>S.D.</b>
1	4.70	4.56	4.50	4.43	4.33	4.22	4.10	3.95	4.05	3.78	3.52	4.15	0.47
2	4.71	4.60	4.55	4.50	4.40	4.29	4.18	4.05	3.95	3.88	3.63	4.22	0.45
3	4.75	4.62	4.56	4.50	4.38	4.28	4.15	4.00	3.94	3.85	3.55	4.20	0.47
4	4.71	4.57	4.52	4.46	4.36	4.25	4.14	4.00	3.93	3.85	3.57	4.19	0.45
5	4.73	4.57	4.50	4.45	4.33	4.20	4.05	3.90	3.81	3.69	3.38	4.11	0.53
6	4.73	4.60	4.53	4.46	4.33	4.20	4.00	3.81	3.71	3.58	3.16	4.05	0.62
7	4.89	4.81	4.78	4.75	4.67	4.59	4.50	4.35	4.24	4.00	3.30	4.36	0.66
8	4.70	4.57	4.50	4.44	4.33	4.22	4.09	3.93	3.84	3.75	3.45	4.14	0.50
9	4.58	4.41	4.35	4.29	4.18	4.06	3.92	3.78	3.70	3.62	3.38	4.00	0.48
10	4.79	4.65	4.57	4.50	4.38	4.25	4.11	3.94	3.85	3.75	3.43	4.17	0.53
11	4.83	4.72	4.67	4.63	4.54	4.43	4.31	4.17	4.08	4.00	3.67	4.33	0.48
12	4.86	4.76	4.73	4.69	4.60	4.50	4.41	4.29	4.21	4.13	3.89	4.42	0.42
13	4.76	4.64	4.58	4.52	4.42	4.30	4.18	4.00	3.96	3.87	3.58	4.23	0.47
14	4.71	4.57	4.52	4.46	4.36	4.25	4.11	4.00	3.92	3.82	3.55	4.18	0.46
15	4.84	4.73	4.68	4.64	4.55	4.45	4.33	4.21	4.14	4.05	3.77	4.36	0.45
16	4.70	4.57	4.50	4.44	4.35	4.25	4.11	4.00	3.90	3.81	3.55	4.17	0.46
17	4.67	4.50	4.42	4.35	4.21	4.10	3.97	3.80	3.71	3.59	3.29	4.03	0.53
18	4.70	4.55	4.50	4.42	4.30	4.18	4.06	3.92	3.83	3.73	3.47	4.13	0.48
19	4.63	4.47	4.40	4.33	4.23	4.11	4.00	3.82	3.73	3.63	3.38	4.03	0.51
20	4.50	4.33	4.25	4.18	4.06	3.95	3.83	3.71	3.64	3.55	3.30	3.92	0.49
21	4.59	4.44	4.38	4.30	4.19	4.08	3.94	3.81	3.72	3.64	3.39	4.02	0.48
.													
29	4.14	3.90	3.82	3.75	3.60	3.47	3.35	3.22	3.14	3.07	2.89	3.49	0.50
30	4.09	3.90	3.82	3.75	3.63	3.50	3.41	3.31	3.25	3.18	3.00	3.54	0.42
31	4.13	3.88	3.79	3.70	3.53	3.38	3.23	3.08	3.00	2.91	2.70	3.39	0.55
32	4.11	3.88	3.80	3.73	3.60	3.48	3.36	3.23	3.17	3.11	2.92	3.49	0.46
33	4.33	4.13	4.05	4.00	3.85	3.73	3.63	3.50	3.43	3.36	3.13	3.73	0.47
34	4.14	3.92	3.83	3.75	3.63	3.53	3.40	3.27	3.20	3.13	2.94	3.53	0.47
35	4.00	3.83	3.76	3.71	3.60	3.50	3.40	3.31	3.25	3.19	3.04	3.51	0.38
36	4.15	3.91	3.83	3.76	3.64	3.50	3.38	3.25	3.19	3.10	2.91	3.52	0.49
.													
40	4.41	4.24	4.17	4.11	4.00	3.88	3.76	3.63	3.56	3.50	3.27	3.85	0.46
.													
<b>Scale</b>	<b>90%</b>	<b>80%</b>	<b>75%</b>	<b>70%</b>	<b>60%</b>	<b>50%</b>	<b>40%</b>	<b>30%</b>	<b>25%</b>	<b>20%</b>	<b>10%</b>	<b>Mean</b>	<b>S.D.</b>
A	4.69	4.57	4.51	4.46	4.35	4.24	4.13	3.99	3.91	3.82	3.55	4.17	0.45
B	4.70	4.59	4.53	4.48	4.36	4.25	4.12	3.95	3.86	3.74	3.43	4.14	0.51
C	4.78	4.67	4.62	4.58	4.49	4.38	4.26	4.15	4.07	3.99	3.70	4.30	0.44
D	4.59	4.43	4.37	4.32	4.19	4.08	3.98	3.85	3.78	3.70	3.48	4.05	0.44
F	4.13	3.93	3.82	3.76	3.64	3.51	3.39	3.27	3.22	3.16	2.98	3.53	0.45
G	4.06	3.86	3.79	3.72	3.61	3.50	3.40	3.29	3.24	3.17	3.02	3.52	0.41
I	4.41	4.24	4.17	4.11	4.00	3.88	3.76	3.63	3.56	3.50	3.27	3.85	0.46

The statistics for items 22-28 and 37-39 are not computed.

**Table 2.2**  
**Academic Rank: Instructor**  
**Four-Year Colleges and Universities**  
**Percentile Distributions of Class Means**  
**Based on 65309 Classes**

Item	90%	80%	75%	70%	60%	50%	40%	30%	25%	20%	10%	Mean	S.D.
1	4.81	4.70	4.65	4.60	4.50	4.40	4.29	4.14	4.05	3.96	3.64	4.30	0.49
2	4.85	4.74	4.69	4.65	4.56	4.45	4.35	4.21	4.13	4.00	3.71	4.35	0.48
3	4.88	4.78	4.74	4.69	4.60	4.50	4.40	4.27	4.19	4.09	3.79	4.40	0.46
4	4.81	4.69	4.64	4.59	4.50	4.38	4.26	4.11	4.00	3.90	3.56	4.27	0.53
5	4.83	4.71	4.67	4.61	4.50	4.39	4.25	4.10	4.00	3.88	3.50	4.26	0.55
6	4.84	4.73	4.67	4.63	4.52	4.40	4.28	4.11	4.00	3.89	3.50	4.27	0.56
7	4.94	4.89	4.86	4.83	4.78	4.71	4.65	4.56	4.50	4.43	4.19	4.62	0.39
8	4.84	4.73	4.68	4.64	4.54	4.44	4.32	4.18	4.09	4.00	3.67	4.33	0.49
9	4.75	4.63	4.56	4.50	4.40	4.29	4.17	4.00	3.93	3.83	3.53	4.20	0.50
10	4.91	4.82	4.78	4.74	4.65	4.56	4.44	4.31	4.23	4.13	3.82	4.44	0.46
11	4.90	4.80	4.75	4.71	4.62	4.52	4.40	4.25	4.15	4.05	3.68	4.38	0.53
12	4.93	4.86	4.82	4.79	4.71	4.63	4.53	4.41	4.33	4.24	3.93	4.51	0.46
13	4.88	4.77	4.72	4.67	4.58	4.47	4.36	4.21	4.13	4.00	3.69	4.36	0.50
14	4.82	4.70	4.64	4.59	4.48	4.38	4.25	4.10	4.00	3.90	3.58	4.27	0.51
15	4.91	4.83	4.79	4.75	4.67	4.58	4.47	4.33	4.25	4.15	3.83	4.45	0.49
16	4.82	4.70	4.65	4.60	4.50	4.41	4.30	4.17	4.08	4.00	3.67	4.30	0.49
17	4.79	4.67	4.60	4.54	4.43	4.31	4.18	4.00	3.92	3.81	3.47	4.20	0.55
18	4.82	4.70	4.65	4.60	4.50	4.39	4.27	4.13	4.05	3.94	3.64	4.29	0.49
19	4.78	4.64	4.58	4.53	4.41	4.29	4.17	4.00	3.92	3.81	3.47	4.19	0.54
20	4.67	4.50	4.43	4.37	4.25	4.13	4.00	3.86	3.77	3.67	3.38	4.06	0.52
21	4.76	4.63	4.56	4.50	4.39	4.28	4.15	4.00	3.91	3.80	3.50	4.18	0.52
.													
29	4.38	4.18	4.10	4.00	3.90	3.76	3.63	3.47	3.39	3.29	3.00	3.72	0.55
30	4.34	4.16	4.08	4.00	3.89	3.77	3.64	3.50	3.44	3.35	3.13	3.74	0.49
31	4.40	4.20	4.11	4.00	3.88	3.73	3.58	3.41	3.31	3.20	2.89	3.68	0.59
32	4.40	4.20	4.13	4.06	3.92	3.79	3.65	3.50	3.42	3.33	3.07	3.75	0.52
33	4.50	4.29	4.21	4.13	4.00	3.86	3.71	3.56	3.47	3.36	3.08	3.81	0.55
34	4.31	4.13	4.06	4.00	3.87	3.75	3.64	3.52	3.45	3.38	3.17	3.74	0.45
35	4.22	4.05	4.00	3.91	3.80	3.70	3.60	3.50	3.43	3.37	3.21	3.71	0.40
36	4.33	4.12	4.04	4.00	3.83	3.71	3.58	3.44	3.36	3.27	3.04	3.69	0.51
.													
40	4.58	4.42	4.36	4.30	4.19	4.08	3.95	3.81	3.73	3.63	3.32	4.00	0.52
.													
Scale	90%	80%	75%	70%	60%	50%	40%	30%	25%	20%	10%	Mean	S.D.
A	4.82	4.71	4.66	4.62	4.52	4.42	4.31	4.17	4.09	3.99	3.67	4.32	0.48
B	4.83	4.73	4.69	4.65	4.56	4.47	4.37	4.24	4.16	4.07	3.78	4.37	0.44
C	4.87	4.78	4.73	4.69	4.60	4.51	4.40	4.27	4.18	4.08	3.76	4.39	0.48
D	4.73	4.60	4.55	4.50	4.40	4.29	4.18	4.05	3.97	3.87	3.58	4.21	0.47
F	4.38	4.19	4.11	4.04	3.91	3.78	3.65	3.50	3.42	3.33	3.06	3.74	0.52
G	4.25	4.07	4.00	3.93	3.82	3.72	3.61	3.50	3.43	3.37	3.18	3.71	0.42
I	4.58	4.42	4.36	4.30	4.19	4.08	3.95	3.81	3.73	3.63	3.32	4.00	0.52

The statistics for items 22-28 and 37-39 are not computed.



**Table 2.3**  
**Academic Rank: Assistant Professor**  
**Four-Year Colleges and Universities**  
**Percentile Distributions of Class Means**  
**Based on 63545 Classes**

Item	90%	80%	75%	70%	60%	50%	40%	30%	25%	20%	10%	Mean	S.D.
1	4.80	4.69	4.64	4.59	4.50	4.39	4.28	4.14	4.05	4.00	3.69	4.30	0.47
2	4.85	4.75	4.70	4.67	4.57	4.47	4.36	4.24	4.15	4.06	3.77	4.37	0.46
3	4.89	4.80	4.75	4.71	4.63	4.54	4.44	4.31	4.23	4.14	3.87	4.44	0.44
4	4.80	4.69	4.64	4.60	4.50	4.40	4.28	4.13	4.05	3.93	3.62	4.29	0.50
5	4.82	4.70	4.65	4.60	4.50	4.38	4.25	4.09	4.00	3.89	3.55	4.26	0.53
6	4.83	4.72	4.67	4.62	4.50	4.40	4.27	4.10	4.00	3.88	3.52	4.27	0.54
7	4.95	4.89	4.87	4.84	4.78	4.71	4.64	4.55	4.47	4.39	4.04	4.58	0.46
8	4.83	4.73	4.68	4.64	4.54	4.44	4.33	4.19	4.10	4.00	3.70	4.34	0.47
9	4.77	4.64	4.58	4.53	4.43	4.32	4.20	4.07	4.00	3.89	3.62	4.24	0.47
10	4.92	4.84	4.80	4.76	4.67	4.59	4.50	4.36	4.28	4.19	3.90	4.48	0.43
11	4.89	4.79	4.75	4.70	4.60	4.50	4.38	4.24	4.15	4.04	3.71	4.38	0.50
12	4.92	4.85	4.81	4.78	4.70	4.62	4.50	4.39	4.31	4.22	3.91	4.50	0.45
13	4.86	4.75	4.70	4.65	4.55	4.44	4.33	4.19	4.10	4.00	3.69	4.34	0.49
14	4.82	4.69	4.64	4.59	4.50	4.38	4.27	4.13	4.04	3.94	3.65	4.29	0.48
15	4.91	4.82	4.78	4.75	4.67	4.57	4.47	4.33	4.25	4.15	3.83	4.45	0.47
16	4.80	4.68	4.63	4.58	4.50	4.38	4.27	4.14	4.06	3.96	3.67	4.29	0.48
17	4.75	4.60	4.54	4.48	4.36	4.24	4.10	3.94	3.85	3.74	3.42	4.14	0.54
18	4.80	4.67	4.62	4.57	4.46	4.36	4.24	4.10	4.00	3.92	3.63	4.27	0.48
19	4.75	4.60	4.55	4.50	4.38	4.25	4.12	4.00	3.88	3.77	3.45	4.16	0.52
20	4.63	4.47	4.40	4.34	4.22	4.11	4.00	3.84	3.76	3.67	3.38	4.04	0.51
21	4.74	4.60	4.54	4.48	4.37	4.25	4.13	4.00	3.90	3.80	3.50	4.17	0.51
.													
29	4.40	4.21	4.14	4.07	3.94	3.82	3.69	3.54	3.45	3.36	3.09	3.77	0.52
30	4.33	4.14	4.08	4.00	3.89	3.77	3.65	3.53	3.46	3.38	3.17	3.75	0.46
31	4.40	4.20	4.13	4.05	3.90	3.76	3.62	3.46	3.37	3.26	2.97	3.72	0.56
32	4.41	4.22	4.14	4.08	3.94	3.82	3.70	3.56	3.47	3.39	3.14	3.79	0.50
33	4.50	4.29	4.21	4.14	4.00	3.88	3.74	3.59	3.50	3.41	3.14	3.84	0.53
34	4.36	4.18	4.10	4.04	3.92	3.81	3.71	3.59	3.53	3.45	3.26	3.81	0.43
35	4.21	4.00	3.96	3.90	3.80	3.69	3.60	3.50	3.44	3.38	3.22	3.70	0.38
36	4.42	4.22	4.14	4.08	3.94	3.82	3.69	3.56	3.50	3.40	3.18	3.80	0.49
.													
40	4.60	4.44	4.38	4.33	4.22	4.11	4.00	3.86	3.77	3.67	3.39	4.04	0.50
.													
Scale	90%	80%	75%	70%	60%	50%	40%	30%	25%	20%	10%	Mean	S.D.
A	4.81	4.71	4.66	4.62	4.53	4.43	4.32	4.19	4.11	4.01	3.73	4.33	0.45
B	4.83	4.74	4.69	4.65	4.57	4.48	4.38	4.25	4.18	4.08	3.80	4.38	0.43
C	4.86	4.77	4.72	4.68	4.59	4.50	4.39	4.26	4.18	4.08	3.78	4.39	0.46
D	4.70	4.57	4.52	4.46	4.36	4.25	4.14	4.01	3.93	3.84	3.58	4.18	0.46
F	4.38	4.20	4.12	4.05	3.93	3.81	3.68	3.54	3.47	3.38	3.13	3.77	0.49
G	4.29	4.11	4.04	3.98	3.88	3.77	3.67	3.57	3.50	3.44	3.26	3.77	0.40
I	4.60	4.44	4.38	4.33	4.22	4.11	4.00	3.86	3.77	3.67	3.39	4.04	0.50

The statistics for items 22-28 and 37-39 are not computed.

**Table 2.4**  
**Academic Rank: Associate Professor**  
**Four-Year Colleges and Universities**  
**Percentile Distributions of Class Means**  
**Based on 41092 Classes**

<b>Item</b>	<b>90%</b>	<b>80%</b>	<b>75%</b>	<b>70%</b>	<b>60%</b>	<b>50%</b>	<b>40%</b>	<b>30%</b>	<b>25%</b>	<b>20%</b>	<b>10%</b>	<b>Mean</b>	<b>S.D.</b>
1	4.80	4.68	4.63	4.58	4.50	4.38	4.27	4.13	4.05	3.95	3.65	4.29	0.49
2	4.85	4.75	4.70	4.65	4.56	4.45	4.35	4.21	4.13	4.00	3.73	4.35	0.48
3	4.90	4.81	4.77	4.73	4.65	4.56	4.45	4.33	4.25	4.15	3.86	4.45	0.45
4	4.80	4.69	4.64	4.59	4.50	4.38	4.25	4.11	4.00	3.91	3.57	4.27	0.52
5	4.82	4.70	4.64	4.59	4.50	4.37	4.24	4.08	4.00	3.86	3.50	4.25	0.54
6	4.83	4.71	4.67	4.61	4.50	4.38	4.25	4.09	4.00	3.87	3.50	4.26	0.56
7	4.95	4.89	4.87	4.84	4.79	4.72	4.65	4.55	4.47	4.38	4.07	4.59	0.43
8	4.83	4.73	4.68	4.64	4.54	4.43	4.32	4.18	4.10	4.00	3.68	4.33	0.49
9	4.78	4.65	4.59	4.54	4.43	4.33	4.21	4.08	4.00	3.89	3.60	4.24	0.48
10	4.92	4.84	4.80	4.76	4.68	4.59	4.50	4.35	4.27	4.17	3.88	4.48	0.45
11	4.88	4.77	4.73	4.68	4.58	4.47	4.35	4.20	4.10	4.00	3.64	4.34	0.53
12	4.92	4.83	4.80	4.76	4.67	4.59	4.48	4.35	4.27	4.17	3.86	4.46	0.47
13	4.85	4.73	4.68	4.63	4.53	4.42	4.29	4.14	4.06	3.94	3.63	4.31	0.52
14	4.80	4.67	4.62	4.57	4.46	4.35	4.22	4.08	4.00	3.89	3.57	4.25	0.51
15	4.90	4.81	4.77	4.73	4.64	4.55	4.43	4.29	4.20	4.09	3.77	4.41	0.50
16	4.79	4.67	4.62	4.57	4.47	4.38	4.25	4.12	4.03	3.93	3.63	4.27	0.49
17	4.73	4.58	4.50	4.45	4.33	4.21	4.08	3.91	3.81	3.69	3.36	4.11	0.56
18	4.79	4.67	4.61	4.56	4.45	4.35	4.23	4.08	4.00	3.89	3.59	4.25	0.50
19	4.75	4.60	4.53	4.47	4.36	4.24	4.10	3.94	3.86	3.75	3.42	4.14	0.54
20	4.64	4.47	4.41	4.35	4.23	4.11	4.00	3.83	3.75	3.64	3.36	4.04	0.52
21	4.73	4.60	4.54	4.47	4.36	4.25	4.13	4.00	3.88	3.78	3.47	4.16	0.52
.													
29	4.41	4.22	4.14	4.08	3.94	3.82	3.68	3.53	3.45	3.35	3.07	3.77	0.54
30	4.33	4.14	4.07	4.00	3.88	3.76	3.64	3.52	3.44	3.36	3.13	3.74	0.48
31	4.40	4.20	4.13	4.05	3.90	3.77	3.62	3.46	3.37	3.26	2.95	3.72	0.57
32	4.42	4.22	4.14	4.08	3.94	3.82	3.69	3.56	3.47	3.38	3.13	3.79	0.51
33	4.50	4.29	4.20	4.13	4.00	3.86	3.71	3.57	3.48	3.38	3.11	3.81	0.54
34	4.37	4.18	4.11	4.04	3.92	3.81	3.70	3.58	3.52	3.44	3.24	3.80	0.44
35	4.20	4.00	3.95	3.89	3.78	3.68	3.58	3.48	3.43	3.36	3.20	3.69	0.39
36	4.44	4.25	4.17	4.09	3.96	3.83	3.71	3.58	3.50	3.42	3.18	3.82	0.50
.													
40	4.61	4.45	4.39	4.33	4.22	4.11	4.00	3.85	3.76	3.67	3.36	4.03	0.51
<b>Scale</b>	<b>90%</b>	<b>80%</b>	<b>75%</b>	<b>70%</b>	<b>60%</b>	<b>50%</b>	<b>40%</b>	<b>30%</b>	<b>25%</b>	<b>20%</b>	<b>10%</b>	<b>Mean</b>	<b>S.D.</b>
A	4.81	4.70	4.66	4.62	4.52	4.43	4.31	4.18	4.10	4.00	3.70	4.32	0.47
B	4.83	4.74	4.70	4.65	4.57	4.48	4.38	4.25	4.17	4.07	3.79	4.38	0.44
C	4.85	4.75	4.70	4.66	4.57	4.47	4.36	4.22	4.13	4.03	3.72	4.36	0.49
D	4.69	4.56	4.50	4.45	4.34	4.24	4.13	3.99	3.91	3.81	3.52	4.16	0.48
F	4.39	4.20	4.12	4.05	3.93	3.80	3.68	3.54	3.46	3.37	3.11	3.77	0.51
G	4.30	4.12	4.05	4.00	3.88	3.78	3.67	3.56	3.50	3.43	3.25	3.77	0.41
I	4.61	4.45	4.39	4.33	4.22	4.11	4.00	3.85	3.76	3.67	3.36	4.03	0.51

The statistics for items 22-28 and 37-39 are not computed.

**Table 2.5**  
**Academic Rank: Professor**  
**Four-Year Colleges and Universities**  
**Percentile Distributions of Class Means**  
**Based on 37528 Classes**

Item	90%	80%	75%	70%	60%	50%	40%	30%	25%	20%	10%	Mean	S.D.
1	4.77	4.64	4.59	4.54	4.43	4.33	4.21	4.07	4.05	3.89	3.60	4.24	0.49
2	4.82	4.71	4.67	4.62	4.52	4.42	4.31	4.17	4.09	4.00	3.70	4.32	0.47
3	4.89	4.79	4.75	4.71	4.62	4.53	4.43	4.30	4.22	4.13	3.83	4.43	0.44
4	4.78	4.67	4.60	4.55	4.44	4.33	4.20	4.05	3.95	3.85	3.52	4.22	0.52
5	4.79	4.67	4.60	4.54	4.42	4.30	4.17	4.00	3.90	3.78	3.44	4.19	0.55
6	4.80	4.67	4.62	4.56	4.44	4.32	4.18	4.00	3.89	3.77	3.41	4.19	0.57
7	4.94	4.88	4.86	4.82	4.76	4.70	4.63	4.52	4.45	4.36	4.04	4.57	0.44
8	4.81	4.69	4.64	4.59	4.50	4.38	4.26	4.11	4.00	3.92	3.61	4.28	0.49
9	4.75	4.60	4.55	4.50	4.38	4.27	4.15	4.00	3.92	3.83	3.54	4.19	0.49
10	4.91	4.82	4.78	4.74	4.65	4.56	4.44	4.31	4.23	4.13	3.83	4.45	0.45
11	4.86	4.74	4.69	4.64	4.53	4.42	4.29	4.12	4.00	3.90	3.55	4.29	0.54
12	4.90	4.82	4.78	4.73	4.65	4.56	4.44	4.30	4.22	4.11	3.78	4.43	0.49
13	4.83	4.70	4.64	4.59	4.48	4.36	4.23	4.08	4.00	3.86	3.53	4.25	0.53
14	4.78	4.63	4.57	4.50	4.40	4.29	4.15	4.00	3.91	3.80	3.50	4.19	0.52
15	4.89	4.78	4.73	4.69	4.60	4.50	4.38	4.23	4.14	4.00	3.67	4.37	0.51
16	4.76	4.64	4.58	4.53	4.43	4.32	4.20	4.06	4.00	3.88	3.56	4.22	0.50
17	4.70	4.55	4.47	4.41	4.29	4.16	4.00	3.85	3.75	3.64	3.30	4.06	0.56
18	4.76	4.63	4.57	4.50	4.40	4.29	4.17	4.00	3.94	3.83	3.54	4.21	0.50
19	4.71	4.55	4.50	4.42	4.30	4.17	4.04	3.88	3.78	3.67	3.33	4.08	0.55
20	4.62	4.45	4.38	4.32	4.20	4.08	3.94	3.80	3.71	3.62	3.32	4.01	0.52
21	4.71	4.56	4.50	4.43	4.31	4.19	4.06	3.90	3.81	3.71	3.40	4.11	0.53
.													
29	4.38	4.17	4.09	4.00	3.88	3.75	3.62	3.47	3.39	3.29	3.00	3.71	0.54
30	4.29	4.10	4.00	3.94	3.82	3.70	3.58	3.46	3.38	3.31	3.09	3.69	0.48
31	4.38	4.15	4.07	4.00	3.84	3.70	3.56	3.39	3.30	3.20	2.91	3.66	0.57
32	4.38	4.18	4.10	4.00	3.89	3.76	3.64	3.50	3.42	3.33	3.08	3.74	0.51
33	4.44	4.23	4.14	4.07	3.91	3.78	3.63	3.48	3.40	3.30	3.00	3.75	0.55
34	4.34	4.14	4.07	4.00	3.88	3.77	3.67	3.54	3.47	3.40	3.21	3.77	0.44
35	4.17	4.00	3.91	3.85	3.73	3.64	3.54	3.44	3.38	3.33	3.17	3.65	0.39
36	4.43	4.22	4.14	4.07	3.92	3.80	3.67	3.54	3.46	3.38	3.15	3.79	0.50
.													
40	4.58	4.41	4.35	4.29	4.17	4.06	3.92	3.78	3.69	3.59	3.29	3.98	0.52
.													
Scale	90%	80%	75%	70%	60%	50%	40%	30%	25%	20%	10%	Mean	S.D.
A	4.78	4.67	4.62	4.57	4.48	4.38	4.26	4.12	4.04	3.94	3.65	4.28	0.47
B	4.81	4.70	4.66	4.62	4.53	4.43	4.32	4.19	4.11	4.02	3.73	4.34	0.44
C	4.83	4.72	4.67	4.62	4.52	4.42	4.30	4.15	4.06	3.95	3.63	4.31	0.50
D	4.66	4.52	4.46	4.40	4.30	4.19	4.07	3.93	3.85	3.76	3.48	4.12	0.48
F	4.35	4.14	4.07	3.99	3.86	3.74	3.61	3.48	3.39	3.30	3.05	3.71	0.51
G	4.27	4.08	4.01	3.95	3.83	3.73	3.63	3.52	3.46	3.40	3.22	3.74	0.41
I	4.58	4.41	4.35	4.29	4.17	4.06	3.92	3.78	3.69	3.59	3.29	3.98	0.52

The statistics for items 22-28 and 37-39 are not computed.

**Table 2.6**  
**Academic Rank: Other**  
**Four-Year Colleges and Universities**  
**Percentile Distributions of Class Means**  
**Based on 17486 Classes**

Item	90%	80%	75%	70%	60%	50%	40%	30%	25%	20%	10%	Mean	S.D.
1	4.80	4.67	4.63	4.57	4.47	4.36	4.24	4.09	4.05	3.89	3.57	4.25	0.52
2	4.83	4.72	4.67	4.63	4.53	4.43	4.31	4.16	4.08	4.00	3.64	4.31	0.51
3	4.88	4.78	4.73	4.69	4.59	4.50	4.38	4.23	4.14	4.04	3.71	4.37	0.50
4	4.79	4.67	4.62	4.56	4.45	4.33	4.20	4.05	3.94	3.83	3.47	4.22	0.55
5	4.82	4.70	4.64	4.58	4.47	4.35	4.21	4.04	3.93	3.80	3.42	4.21	0.58
6	4.83	4.71	4.65	4.60	4.50	4.36	4.22	4.06	3.94	3.82	3.42	4.22	0.59
7	4.94	4.89	4.86	4.83	4.78	4.71	4.64	4.55	4.50	4.42	4.17	4.61	0.39
8	4.83	4.71	4.67	4.60	4.50	4.39	4.27	4.12	4.00	3.92	3.58	4.28	0.52
9	4.74	4.60	4.53	4.47	4.36	4.24	4.11	3.96	3.88	3.77	3.45	4.15	0.52
10	4.91	4.82	4.77	4.73	4.64	4.54	4.42	4.28	4.19	4.08	3.77	4.42	0.48
11	4.89	4.79	4.74	4.69	4.59	4.48	4.35	4.18	4.09	3.96	3.58	4.33	0.56
12	4.93	4.85	4.81	4.77	4.70	4.60	4.50	4.36	4.28	4.17	3.83	4.47	0.50
13	4.87	4.76	4.70	4.65	4.55	4.44	4.31	4.15	4.06	3.94	3.60	4.32	0.53
14	4.80	4.67	4.60	4.55	4.44	4.32	4.19	4.00	3.93	3.82	3.48	4.21	0.54
15	4.91	4.82	4.78	4.73	4.65	4.56	4.44	4.29	4.20	4.08	3.73	4.41	0.52
16	4.80	4.67	4.63	4.57	4.47	4.36	4.23	4.09	4.00	3.89	3.57	4.25	0.52
17	4.76	4.63	4.56	4.50	4.38	4.26	4.13	3.95	3.86	3.74	3.38	4.15	0.57
18	4.80	4.67	4.62	4.56	4.45	4.35	4.22	4.07	4.00	3.88	3.55	4.24	0.52
19	4.75	4.61	4.55	4.50	4.36	4.24	4.10	3.94	3.85	3.73	3.38	4.14	0.56
20	4.64	4.46	4.39	4.33	4.20	4.08	3.95	3.81	3.72	3.63	3.31	4.02	0.53
21	4.75	4.60	4.54	4.47	4.35	4.23	4.10	3.93	3.84	3.73	3.39	4.13	0.55
.													
29	4.37	4.15	4.08	4.00	3.86	3.73	3.58	3.42	3.33	3.22	2.93	3.67	0.58
30	4.33	4.13	4.05	4.00	3.85	3.73	3.60	3.45	3.38	3.29	3.05	3.70	0.51
31	4.39	4.16	4.07	4.00	3.83	3.67	3.50	3.33	3.23	3.11	2.80	3.62	0.62
32	4.39	4.18	4.09	4.00	3.88	3.75	3.60	3.45	3.36	3.27	3.00	3.71	0.55
33	4.50	4.28	4.19	4.11	3.96	3.82	3.67	3.50	3.40	3.30	3.00	3.77	0.59
34	4.28	4.08	4.00	3.94	3.82	3.71	3.60	3.50	3.42	3.33	3.14	3.71	0.45
35	4.20	4.00	3.93	3.88	3.76	3.67	3.56	3.46	3.40	3.33	3.18	3.68	0.40
36	4.30	4.09	4.00	3.93	3.80	3.67	3.55	3.42	3.33	3.25	3.00	3.66	0.51
.													
40	4.56	4.40	4.33	4.28	4.17	4.04	3.91	3.76	3.67	3.56	3.23	3.96	0.55
.													
Scale	90%	80%	75%	70%	60%	50%	40%	30%	25%	20%	10%	Mean	S.D.
A	4.80	4.69	4.64	4.59	4.49	4.39	4.27	4.12	4.03	3.92	3.59	4.27	0.51
B	4.82	4.72	4.67	4.63	4.54	4.44	4.33	4.20	4.12	4.02	3.72	4.34	0.46
C	4.86	4.76	4.71	4.67	4.58	4.48	4.36	4.21	4.12	4.00	3.67	4.35	0.51
D	4.70	4.57	4.51	4.46	4.35	4.24	4.13	3.99	3.90	3.79	3.50	4.16	0.49
F	4.37	4.16	4.08	4.00	3.87	3.74	3.60	3.44	3.35	3.26	2.98	3.69	0.55
G	4.21	4.03	3.96	3.90	3.79	3.68	3.58	3.47	3.41	3.33	3.15	3.68	0.42
I	4.56	4.40	4.33	4.28	4.17	4.04	3.91	3.76	3.67	3.56	3.23	3.96	0.55

The statistics for items 22-28 and 37-39 are not computed.

**Table 3.1**  
**Faculty Status: Full time**  
**Four-Year Colleges and Universities**  
**Percentile Distributions of Class Means**  
**Based on 152369 Classes**

Item	90%	80%	75%	70%	60%	50%	40%	30%	25%	20%	10%	Mean	S.D.
1	4.79	4.67	4.62	4.57	4.47	4.38	4.26	4.13	4.05	3.95	3.67	4.28	0.47
2	4.83	4.73	4.69	4.64	4.55	4.45	4.34	4.21	4.13	4.04	3.75	4.35	0.46
3	4.89	4.80	4.75	4.71	4.63	4.54	4.44	4.31	4.23	4.14	3.86	4.44	0.44
4	4.80	4.68	4.63	4.58	4.48	4.38	4.25	4.11	4.00	3.92	3.60	4.27	0.50
5	4.81	4.69	4.63	4.58	4.47	4.36	4.23	4.07	4.00	3.86	3.52	4.24	0.53
6	4.82	4.71	4.65	4.60	4.50	4.38	4.25	4.08	4.00	3.86	3.50	4.25	0.55
7	4.94	4.89	4.86	4.83	4.78	4.71	4.64	4.54	4.47	4.38	4.06	4.58	0.44
8	4.83	4.71	4.67	4.62	4.52	4.42	4.31	4.17	4.08	4.00	3.68	4.32	0.48
9	4.75	4.63	4.57	4.50	4.41	4.31	4.19	4.06	4.00	3.88	3.60	4.23	0.47
10	4.92	4.83	4.79	4.75	4.67	4.57	4.47	4.33	4.26	4.17	3.88	4.47	0.44
11	4.88	4.77	4.72	4.67	4.58	4.47	4.36	4.20	4.11	4.00	3.65	4.35	0.52
12	4.92	4.83	4.80	4.76	4.68	4.59	4.50	4.36	4.28	4.18	3.88	4.47	0.46
13	4.85	4.73	4.68	4.63	4.53	4.42	4.29	4.15	4.06	3.94	3.63	4.31	0.51
14	4.80	4.67	4.62	4.57	4.46	4.35	4.23	4.09	4.00	3.90	3.60	4.26	0.49
15	4.90	4.81	4.76	4.72	4.64	4.55	4.43	4.30	4.21	4.11	3.79	4.42	0.48
16	4.79	4.67	4.61	4.56	4.47	4.36	4.25	4.12	4.03	3.93	3.64	4.27	0.48
17	4.73	4.58	4.50	4.45	4.33	4.21	4.08	3.91	3.82	3.71	3.38	4.12	0.55
18	4.78	4.67	4.60	4.55	4.44	4.33	4.22	4.08	4.00	3.89	3.60	4.25	0.49
19	4.73	4.59	4.53	4.46	4.35	4.23	4.10	3.94	3.85	3.74	3.43	4.14	0.53
20	4.63	4.46	4.40	4.33	4.22	4.10	4.00	3.83	3.75	3.65	3.37	4.04	0.51
21	4.73	4.58	4.52	4.46	4.35	4.24	4.11	3.96	3.88	3.78	3.47	4.15	0.51
.													
29	4.39	4.20	4.12	4.06	3.92	3.80	3.67	3.52	3.44	3.33	3.07	3.75	0.52
30	4.32	4.13	4.06	4.00	3.87	3.75	3.64	3.50	3.44	3.36	3.14	3.73	0.47
31	4.39	4.18	4.10	4.00	3.88	3.74	3.60	3.44	3.35	3.24	2.94	3.70	0.56
32	4.40	4.20	4.13	4.06	3.92	3.80	3.67	3.54	3.46	3.37	3.13	3.77	0.50
33	4.47	4.27	4.19	4.12	4.00	3.85	3.71	3.56	3.47	3.38	3.11	3.81	0.53
34	4.36	4.17	4.09	4.00	3.91	3.80	3.69	3.57	3.50	3.43	3.24	3.79	0.44
35	4.20	4.00	3.94	3.89	3.78	3.67	3.58	3.48	3.42	3.36	3.20	3.69	0.39
36	4.42	4.22	4.14	4.07	3.93	3.81	3.69	3.56	3.48	3.40	3.17	3.80	0.50
.													
40	4.59	4.43	4.37	4.31	4.20	4.09	4.00	3.83	3.75	3.65	3.36	4.02	0.50
Scale	90%	80%	75%	70%	60%	50%	40%	30%	25%	20%	10%	Mean	S.D.
A	4.80	4.69	4.65	4.60	4.51	4.42	4.31	4.17	4.09	4.00	3.71	4.32	0.46
B	4.82	4.73	4.68	4.64	4.56	4.47	4.36	4.24	4.16	4.07	3.79	4.37	0.43
C	4.85	4.75	4.70	4.66	4.57	4.47	4.36	4.23	4.14	4.04	3.73	4.36	0.47
D	4.69	4.55	4.50	4.44	4.34	4.24	4.13	3.99	3.91	3.82	3.55	4.16	0.46
F	4.37	4.18	4.10	4.03	3.91	3.78	3.66	3.52	3.45	3.36	3.11	3.75	0.50
G	4.29	4.10	4.04	3.98	3.87	3.76	3.67	3.55	3.49	3.42	3.24	3.76	0.41
I	4.59	4.43	4.37	4.31	4.20	4.09	4.00	3.83	3.75	3.65	3.36	4.02	0.50

The statistics for items 22-28 and 37-39 are not computed.

**Table 3.2**  
**Faculty Status: Part time**  
**Four-Year Colleges and Universities**  
**Percentile Distributions of Class Means**  
**Based on 73659 Classes**

Item	90%	80%	75%	70%	60%	50%	40%	30%	25%	20%	10%	Mean	S.D.
1	4.82	4.70	4.65	4.60	4.50	4.39	4.27	4.12	4.05	3.92	3.58	4.28	0.52
2	4.85	4.75	4.70	4.65	4.56	4.45	4.33	4.19	4.10	4.00	3.67	4.33	0.50
3	4.89	4.79	4.75	4.70	4.60	4.50	4.39	4.25	4.17	4.07	3.74	4.39	0.49
4	4.81	4.69	4.64	4.58	4.48	4.36	4.23	4.07	4.00	3.86	3.50	4.24	0.55
5	4.83	4.71	4.67	4.61	4.50	4.38	4.23	4.07	3.95	3.83	3.44	4.24	0.57
6	4.85	4.73	4.67	4.63	4.50	4.39	4.25	4.08	4.00	3.84	3.44	4.25	0.58
7	4.94	4.89	4.86	4.83	4.78	4.71	4.65	4.56	4.50	4.43	4.18	4.61	0.40
8	4.85	4.73	4.69	4.64	4.54	4.43	4.30	4.15	4.06	3.94	3.60	4.31	0.52
9	4.76	4.63	4.56	4.50	4.38	4.27	4.14	4.00	3.90	3.80	3.48	4.18	0.52
10	4.91	4.83	4.78	4.75	4.66	4.56	4.44	4.30	4.21	4.10	3.78	4.43	0.48
11	4.90	4.80	4.75	4.71	4.62	4.50	4.38	4.22	4.13	4.00	3.63	4.36	0.55
12	4.93	4.86	4.83	4.79	4.71	4.63	4.53	4.40	4.32	4.21	3.89	4.50	0.48
13	4.88	4.77	4.73	4.67	4.58	4.47	4.35	4.20	4.10	4.00	3.65	4.35	0.52
14	4.82	4.69	4.63	4.58	4.46	4.35	4.21	4.06	3.96	3.85	3.50	4.24	0.54
15	4.92	4.83	4.80	4.75	4.67	4.57	4.46	4.33	4.24	4.13	3.78	4.44	0.51
16	4.82	4.70	4.65	4.60	4.50	4.40	4.28	4.13	4.05	3.93	3.60	4.28	0.52
17	4.79	4.67	4.60	4.55	4.43	4.30	4.17	4.00	3.90	3.78	3.42	4.19	0.56
18	4.82	4.70	4.65	4.60	4.50	4.38	4.26	4.11	4.00	3.91	3.58	4.27	0.51
19	4.78	4.64	4.58	4.52	4.40	4.29	4.14	4.00	3.89	3.77	3.43	4.17	0.56
20	4.67	4.50	4.43	4.36	4.24	4.11	4.00	3.83	3.75	3.64	3.33	4.04	0.53
21	4.77	4.63	4.56	4.50	4.38	4.27	4.13	4.00	3.88	3.76	3.44	4.17	0.54
.													
29	4.38	4.18	4.10	4.00	3.89	3.75	3.60	3.44	3.35	3.25	2.95	3.70	0.57
30	4.35	4.15	4.08	4.00	3.88	3.75	3.63	3.50	3.41	3.33	3.08	3.73	0.50
31	4.42	4.20	4.11	4.00	3.87	3.71	3.56	3.38	3.28	3.17	2.85	3.67	0.61
32	4.42	4.21	4.13	4.06	3.91	3.78	3.64	3.48	3.39	3.29	3.00	3.74	0.54
33	4.50	4.29	4.21	4.13	4.00	3.83	3.69	3.53	3.43	3.33	3.00	3.79	0.57
34	4.30	4.11	4.04	4.00	3.85	3.73	3.63	3.50	3.44	3.36	3.15	3.73	0.45
35	4.21	4.00	3.96	3.90	3.78	3.68	3.58	3.47	3.42	3.36	3.20	3.69	0.40
36	4.32	4.11	4.00	3.95	3.81	3.69	3.56	3.42	3.35	3.26	3.00	3.67	0.51
.													
40	4.58	4.43	4.36	4.30	4.18	4.07	3.93	3.78	3.69	3.59	3.27	3.98	0.54
.													
Scale	90%	80%	75%	70%	60%	50%	40%	30%	25%	20%	10%	Mean	S.D.
A	4.82	4.71	4.66	4.61	4.52	4.41	4.29	4.15	4.06	3.95	3.61	4.30	0.50
B	4.83	4.73	4.69	4.65	4.56	4.46	4.35	4.22	4.14	4.04	3.73	4.36	0.46
C	4.87	4.78	4.73	4.69	4.60	4.50	4.39	4.25	4.16	4.05	3.72	4.38	0.50
D	4.73	4.60	4.55	4.49	4.39	4.28	4.17	4.03	3.94	3.84	3.54	4.19	0.49
F	4.39	4.19	4.11	4.04	3.90	3.76	3.63	3.47	3.39	3.29	3.02	3.72	0.54
G	4.24	4.06	3.99	3.92	3.81	3.70	3.59	3.48	3.42	3.35	3.16	3.70	0.42
I	4.58	4.43	4.36	4.30	4.18	4.07	3.93	3.78	3.69	3.59	3.27	3.98	0.54

The statistics for items 22-28 and 37-39 are not computed.

**Table 4.1**  
**Class Conducted as Lecture**  
**Four-Year Colleges and Universities**  
**Percentile Distributions of Class Means**  
**Based on 22300 Classes**

Item	90%	80%	75%	70%	60%	50%	40%	30%	25%	20%	10%	Mean	S.D.
1	4.72	4.60	4.56	4.50	4.42	4.32	4.20	4.08	4.05	3.90	3.63	4.23	0.47
2	4.80	4.70	4.65	4.60	4.52	4.43	4.32	4.19	4.10	4.00	3.71	4.32	0.46
3	4.83	4.74	4.69	4.65	4.56	4.47	4.37	4.24	4.15	4.06	3.76	4.37	0.46
4	4.76	4.65	4.60	4.56	4.46	4.36	4.25	4.10	4.00	3.91	3.60	4.25	0.49
5	4.74	4.61	4.55	4.50	4.38	4.25	4.12	3.95	3.84	3.71	3.35	4.13	0.57
6	4.75	4.61	4.55	4.50	4.38	4.25	4.10	3.92	3.80	3.67	3.27	4.11	0.60
7	4.91	4.85	4.82	4.79	4.72	4.66	4.57	4.45	4.38	4.26	3.82	4.49	0.52
8	4.76	4.65	4.60	4.55	4.44	4.33	4.22	4.07	4.00	3.87	3.55	4.23	0.51
9	4.65	4.50	4.46	4.40	4.30	4.19	4.08	3.93	3.85	3.75	3.46	4.11	0.49
10	4.86	4.76	4.72	4.67	4.58	4.48	4.38	4.23	4.14	4.04	3.74	4.37	0.48
11	4.81	4.69	4.64	4.59	4.50	4.38	4.25	4.09	4.00	3.89	3.53	4.25	0.54
12	4.88	4.78	4.74	4.70	4.63	4.54	4.43	4.30	4.22	4.13	3.83	4.42	0.46
13	4.76	4.63	4.57	4.51	4.41	4.29	4.17	4.00	3.92	3.80	3.48	4.19	0.53
14	4.71	4.58	4.52	4.46	4.36	4.24	4.12	3.98	3.88	3.79	3.48	4.15	0.51
15	4.83	4.73	4.69	4.64	4.56	4.46	4.35	4.21	4.12	4.00	3.68	4.34	0.50
16	4.75	4.64	4.59	4.54	4.45	4.36	4.26	4.14	4.06	3.97	3.69	4.27	0.45
17	4.67	4.50	4.44	4.38	4.26	4.14	4.00	3.83	3.73	3.62	3.28	4.04	0.56
18	4.73	4.60	4.55	4.50	4.40	4.29	4.17	4.03	3.94	3.84	3.54	4.20	0.49
19	4.62	4.48	4.41	4.35	4.24	4.11	4.00	3.83	3.73	3.62	3.31	4.03	0.54
20	4.50	4.33	4.27	4.21	4.09	4.00	3.86	3.73	3.64	3.55	3.28	3.92	0.50
21	4.63	4.48	4.42	4.36	4.25	4.13	4.00	3.85	3.77	3.67	3.35	4.04	0.52
.													
29	4.25	4.07	4.00	3.92	3.79	3.67	3.55	3.41	3.33	3.23	2.95	3.63	0.52
30	4.15	4.00	3.90	3.84	3.72	3.62	3.50	3.39	3.32	3.24	3.00	3.60	0.45
31	4.20	4.00	3.89	3.82	3.67	3.54	3.39	3.24	3.14	3.04	2.75	3.50	0.56
32	4.18	4.00	3.92	3.85	3.73	3.61	3.50	3.35	3.28	3.20	2.95	3.58	0.49
33	4.19	4.00	3.90	3.82	3.69	3.57	3.43	3.29	3.21	3.12	2.85	3.54	0.53
34	4.25	4.08	4.00	3.94	3.83	3.73	3.63	3.53	3.47	3.40	3.22	3.73	0.41
35	4.06	3.89	3.83	3.78	3.68	3.59	3.50	3.41	3.36	3.31	3.17	3.60	0.35
36	4.39	4.19	4.11	4.05	3.91	3.79	3.67	3.55	3.47	3.39	3.18	3.78	0.47
.													
40	4.50	4.33	4.28	4.22	4.11	4.00	3.88	3.73	3.64	3.54	3.23	3.92	0.52
.													
Scale	90%	80%	75%	70%	60%	50%	40%	30%	25%	20%	10%	Mean	S.D.
A	4.75	4.64	4.60	4.55	4.46	4.36	4.25	4.12	4.03	3.93	3.64	4.26	0.47
B	4.75	4.64	4.60	4.55	4.46	4.37	4.26	4.12	4.04	3.93	3.63	4.26	0.47
C	4.78	4.67	4.62	4.57	4.48	4.38	4.26	4.13	4.04	3.94	3.62	4.27	0.49
D	4.60	4.47	4.42	4.36	4.26	4.16	4.05	3.92	3.84	3.74	3.47	4.08	0.46
F	4.16	3.98	3.90	3.84	3.71	3.60	3.48	3.35	3.27	3.18	2.93	3.57	0.49
G	4.18	4.02	3.96	3.90	3.80	3.70	3.61	3.52	3.46	3.40	3.24	3.71	0.37
I	4.50	4.33	4.28	4.22	4.11	4.00	3.88	3.73	3.64	3.54	3.23	3.92	0.52

The statistics for items 22-28 and 37-39 are not computed.

**Table 4.2**  
**Class Conducted as Lecture and Discussion Combined**  
**Four-Year Colleges and Universities**  
**Percentile Distributions of Class Means**  
**Based on 137279 Classes**

Item	90%	80%	75%	70%	60%	50%	40%	30%	25%	20%	10%	Mean	S.D.
1	4.80	4.69	4.64	4.59	4.50	4.40	4.28	4.14	4.05	3.96	3.67	4.30	0.48
2	4.85	4.75	4.70	4.65	4.56	4.46	4.36	4.22	4.14	4.04	3.74	4.36	0.47
3	4.89	4.80	4.75	4.71	4.63	4.54	4.43	4.31	4.23	4.13	3.84	4.43	0.45
4	4.80	4.69	4.64	4.59	4.50	4.38	4.26	4.11	4.00	3.91	3.58	4.27	0.51
5	4.83	4.71	4.67	4.60	4.50	4.38	4.25	4.10	4.00	3.88	3.53	4.26	0.54
6	4.83	4.73	4.67	4.63	4.52	4.40	4.27	4.11	4.00	3.89	3.52	4.27	0.55
7	4.94	4.89	4.87	4.83	4.78	4.72	4.65	4.56	4.50	4.41	4.13	4.60	0.41
8	4.83	4.73	4.68	4.64	4.54	4.44	4.32	4.18	4.10	4.00	3.68	4.33	0.48
9	4.77	4.64	4.58	4.53	4.42	4.31	4.20	4.06	4.00	3.88	3.58	4.23	0.49
10	4.92	4.83	4.80	4.75	4.67	4.58	4.47	4.35	4.27	4.17	3.88	4.47	0.44
11	4.89	4.79	4.74	4.70	4.60	4.50	4.38	4.23	4.13	4.00	3.67	4.37	0.52
12	4.92	4.85	4.81	4.78	4.70	4.62	4.52	4.39	4.31	4.21	3.90	4.49	0.46
13	4.87	4.75	4.70	4.67	4.56	4.45	4.33	4.18	4.10	4.00	3.67	4.34	0.50
14	4.81	4.69	4.63	4.58	4.47	4.36	4.24	4.10	4.00	3.90	3.59	4.27	0.50
15	4.91	4.82	4.79	4.75	4.67	4.57	4.47	4.33	4.25	4.14	3.82	4.45	0.48
16	4.80	4.69	4.64	4.59	4.50	4.40	4.29	4.15	4.07	3.97	3.67	4.30	0.48
17	4.76	4.63	4.56	4.50	4.38	4.27	4.13	3.97	3.88	3.76	3.42	4.16	0.55
18	4.80	4.68	4.63	4.58	4.47	4.38	4.25	4.11	4.00	3.92	3.62	4.27	0.49
19	4.76	4.63	4.56	4.50	4.39	4.27	4.14	4.00	3.89	3.78	3.45	4.17	0.53
20	4.65	4.50	4.43	4.36	4.25	4.13	4.00	3.86	3.78	3.68	3.39	4.06	0.51
21	4.75	4.60	4.55	4.50	4.38	4.26	4.13	4.00	3.89	3.79	3.48	4.17	0.52
.													
29	4.39	4.20	4.12	4.06	3.92	3.79	3.67	3.50	3.43	3.33	3.05	3.75	0.54
30	4.33	4.14	4.07	4.00	3.88	3.76	3.64	3.50	3.44	3.36	3.13	3.74	0.48
31	4.40	4.20	4.11	4.03	3.89	3.75	3.60	3.44	3.35	3.24	2.94	3.70	0.57
32	4.40	4.21	4.14	4.07	3.93	3.81	3.68	3.55	3.46	3.38	3.12	3.78	0.51
33	4.44	4.25	4.17	4.10	3.95	3.82	3.69	3.54	3.45	3.35	3.08	3.79	0.54
34	4.33	4.13	4.07	4.00	3.89	3.78	3.67	3.56	3.50	3.42	3.22	3.77	0.43
35	4.20	4.00	3.95	3.89	3.78	3.68	3.58	3.48	3.43	3.36	3.20	3.69	0.39
36	4.36	4.17	4.08	4.00	3.88	3.76	3.64	3.50	3.43	3.35	3.12	3.74	0.50
.													
40	4.59	4.44	4.38	4.32	4.20	4.10	4.00	3.83	3.75	3.65	3.35	4.02	0.51
Scale	90%	80%	75%	70%	60%	50%	40%	30%	25%	20%	10%	Mean	S.D.
A	4.81	4.71	4.66	4.62	4.53	4.43	4.32	4.18	4.10	4.00	3.70	4.32	0.47
B	4.83	4.74	4.69	4.65	4.57	4.48	4.38	4.25	4.17	4.08	3.80	4.38	0.44
C	4.86	4.77	4.72	4.68	4.59	4.50	4.39	4.25	4.17	4.07	3.75	4.38	0.47
D	4.72	4.59	4.53	4.48	4.38	4.27	4.16	4.03	3.95	3.85	3.57	4.19	0.47
F	4.37	4.18	4.11	4.04	3.91	3.79	3.66	3.52	3.44	3.35	3.09	3.75	0.51
G	4.26	4.08	4.01	3.95	3.84	3.74	3.64	3.53	3.47	3.40	3.22	3.74	0.41
I	4.59	4.44	4.38	4.32	4.20	4.10	4.00	3.83	3.75	3.65	3.35	4.02	0.51

The statistics for items 22-28 and 37-39 are not computed.



**Table 4.3**  
**Class Conducted as Discussion Mainly**  
**Four-Year Colleges and Universities**  
**Percentile Distributions of Class Means**  
**Based on 13980 Classes**

<b>Item</b>	<b>90%</b>	<b>80%</b>	<b>75%</b>	<b>70%</b>	<b>60%</b>	<b>50%</b>	<b>40%</b>	<b>30%</b>	<b>25%</b>	<b>20%</b>	<b>10%</b>	<b>Mean</b>	<b>S.D.</b>
1	4.82	4.70	4.65	4.60	4.50	4.40	4.29	4.14	4.05	3.95	3.63	4.29	0.50
2	4.86	4.75	4.70	4.67	4.56	4.45	4.33	4.21	4.13	4.00	3.70	4.35	0.49
3	4.91	4.83	4.79	4.75	4.67	4.57	4.46	4.33	4.25	4.15	3.86	4.46	0.46
4	4.80	4.67	4.63	4.57	4.45	4.33	4.20	4.05	3.93	3.82	3.47	4.22	0.55
5	4.85	4.73	4.68	4.63	4.53	4.41	4.29	4.13	4.04	3.92	3.58	4.29	0.53
6	4.86	4.75	4.70	4.67	4.56	4.45	4.33	4.18	4.09	4.00	3.64	4.33	0.52
7	5.00	4.92	4.90	4.88	4.83	4.78	4.71	4.64	4.58	4.52	4.33	4.69	0.32
8	4.85	4.74	4.69	4.64	4.54	4.44	4.33	4.18	4.10	4.00	3.71	4.34	0.48
9	4.82	4.70	4.64	4.60	4.50	4.38	4.27	4.13	4.05	3.94	3.67	4.29	0.49
10	4.94	4.88	4.84	4.80	4.73	4.64	4.54	4.41	4.33	4.25	4.00	4.53	0.43
11	4.92	4.82	4.79	4.75	4.65	4.56	4.44	4.30	4.20	4.09	3.73	4.42	0.52
12	4.95	4.89	4.86	4.82	4.75	4.67	4.56	4.43	4.35	4.25	3.92	4.52	0.47
13	4.90	4.80	4.75	4.70	4.61	4.50	4.38	4.25	4.16	4.06	3.73	4.39	0.50
14	4.86	4.75	4.69	4.64	4.55	4.44	4.33	4.18	4.10	4.00	3.68	4.34	0.49
15	4.94	4.88	4.83	4.80	4.73	4.64	4.54	4.41	4.33	4.23	3.90	4.51	0.48
16	4.80	4.67	4.63	4.57	4.45	4.33	4.22	4.07	4.00	3.86	3.53	4.24	0.53
17	4.80	4.67	4.60	4.55	4.43	4.31	4.18	4.00	3.94	3.83	3.50	4.21	0.54
18	4.83	4.70	4.64	4.60	4.50	4.38	4.27	4.13	4.00	3.93	3.62	4.29	0.50
19	4.79	4.67	4.60	4.54	4.43	4.31	4.18	4.00	3.92	3.82	3.47	4.20	0.54
20	4.70	4.54	4.47	4.40	4.27	4.15	4.00	3.88	3.78	3.67	3.36	4.08	0.54
21	4.78	4.64	4.57	4.50	4.40	4.29	4.17	4.00	3.92	3.80	3.50	4.19	0.53
.													
29	4.44	4.25	4.17	4.09	3.94	3.81	3.67	3.50	3.41	3.30	3.00	3.75	0.57
30	4.38	4.20	4.11	4.05	3.91	3.79	3.67	3.53	3.45	3.37	3.13	3.77	0.49
31	4.47	4.27	4.18	4.11	3.95	3.80	3.64	3.47	3.38	3.25	2.94	3.75	0.60
32	4.50	4.33	4.25	4.19	4.06	3.92	3.79	3.64	3.55	3.45	3.19	3.88	0.52
33	4.57	4.38	4.31	4.23	4.10	3.97	3.82	3.67	3.58	3.48	3.20	3.91	0.54
34	4.36	4.18	4.10	4.00	3.91	3.79	3.67	3.54	3.47	3.38	3.15	3.77	0.48
35	4.25	4.07	4.00	3.92	3.81	3.71	3.60	3.50	3.43	3.36	3.18	3.71	0.42
36	4.40	4.18	4.10	4.00	3.88	3.74	3.60	3.45	3.37	3.27	3.00	3.71	0.55
.													
40	4.67	4.50	4.44	4.38	4.25	4.14	4.00	3.88	3.79	3.67	3.35	4.06	0.53
.													
<b>Scale</b>	<b>90%</b>	<b>80%</b>	<b>75%</b>	<b>70%</b>	<b>60%</b>	<b>50%</b>	<b>40%</b>	<b>30%</b>	<b>25%</b>	<b>20%</b>	<b>10%</b>	<b>Mean</b>	<b>S.D.</b>
A	4.82	4.72	4.67	4.62	4.53	4.43	4.32	4.18	4.09	3.99	3.68	4.32	0.48
B	4.86	4.77	4.73	4.69	4.61	4.53	4.44	4.32	4.24	4.16	3.90	4.44	0.41
C	4.90	4.81	4.77	4.73	4.65	4.56	4.45	4.32	4.24	4.14	3.82	4.44	0.47
D	4.75	4.62	4.57	4.51	4.41	4.31	4.19	4.06	3.98	3.87	3.58	4.22	0.48
F	4.45	4.26	4.19	4.12	3.99	3.86	3.72	3.57	3.49	3.39	3.12	3.81	0.52
G	4.30	4.11	4.04	3.97	3.85	3.74	3.63	3.51	3.44	3.37	3.15	3.73	0.45
I	4.67	4.50	4.44	4.38	4.25	4.14	4.00	3.88	3.79	3.67	3.35	4.06	0.53

The statistics for items 22-28 and 37-39 are not computed.

**Table 4.4**  
**Class Conducted as Lecture and Laboratory**  
**Four-Year Colleges and Universities**  
**Percentile Distributions of Class Means**  
**Based on 31204 Classes**

Item	90%	80%	75%	70%	60%	50%	40%	30%	25%	20%	10%	Mean	S.D.
1	4.79	4.67	4.61	4.56	4.45	4.35	4.23	4.09	4.05	3.91	3.61	4.26	0.49
2	4.83	4.71	4.67	4.62	4.52	4.42	4.31	4.17	4.09	4.00	3.67	4.32	0.48
3	4.88	4.78	4.73	4.69	4.60	4.50	4.40	4.26	4.18	4.08	3.78	4.40	0.46
4	4.80	4.67	4.63	4.57	4.46	4.35	4.23	4.08	4.00	3.87	3.53	4.24	0.53
5	4.80	4.67	4.61	4.56	4.44	4.31	4.17	4.00	3.90	3.78	3.43	4.20	0.56
6	4.81	4.69	4.63	4.58	4.46	4.33	4.20	4.00	3.92	3.80	3.42	4.21	0.58
7	4.94	4.89	4.86	4.82	4.77	4.70	4.63	4.52	4.45	4.36	4.00	4.56	0.46
8	4.83	4.73	4.67	4.63	4.53	4.42	4.30	4.15	4.08	4.00	3.65	4.31	0.49
9	4.73	4.60	4.54	4.50	4.38	4.27	4.14	4.00	3.92	3.82	3.53	4.18	0.49
10	4.91	4.81	4.77	4.73	4.64	4.54	4.42	4.29	4.20	4.10	3.80	4.43	0.47
11	4.88	4.78	4.73	4.67	4.57	4.46	4.33	4.18	4.09	4.00	3.61	4.33	0.54
12	4.91	4.83	4.79	4.75	4.67	4.57	4.47	4.33	4.25	4.14	3.82	4.45	0.49
13	4.86	4.73	4.69	4.63	4.53	4.42	4.29	4.15	4.06	3.93	3.60	4.30	0.52
14	4.80	4.67	4.62	4.56	4.45	4.33	4.21	4.07	4.00	3.87	3.55	4.24	0.52
15	4.90	4.80	4.75	4.70	4.60	4.50	4.40	4.25	4.17	4.06	3.71	4.38	0.51
16	4.78	4.65	4.60	4.55	4.44	4.33	4.21	4.08	4.00	3.89	3.58	4.24	0.50
17	4.72	4.57	4.50	4.43	4.31	4.18	4.05	3.89	3.79	3.67	3.33	4.09	0.56
18	4.78	4.64	4.59	4.54	4.43	4.32	4.20	4.06	4.00	3.87	3.57	4.23	0.50
19	4.73	4.58	4.50	4.45	4.33	4.21	4.08	3.91	3.82	3.71	3.38	4.12	0.55
20	4.63	4.45	4.39	4.33	4.20	4.08	3.93	3.79	3.70	3.59	3.30	4.00	0.53
21	4.75	4.60	4.54	4.47	4.36	4.25	4.11	4.00	3.88	3.77	3.46	4.16	0.52
.													
29	4.42	4.22	4.15	4.08	3.94	3.82	3.68	3.53	3.44	3.35	3.08	3.77	0.54
30	4.36	4.17	4.10	4.00	3.90	3.79	3.67	3.53	3.46	3.38	3.15	3.76	0.48
31	4.42	4.22	4.13	4.06	3.91	3.76	3.62	3.45	3.36	3.25	2.94	3.71	0.58
32	4.40	4.20	4.13	4.06	3.92	3.80	3.67	3.52	3.44	3.35	3.10	3.76	0.51
33	4.57	4.38	4.30	4.23	4.10	4.00	3.83	3.68	3.59	3.50	3.23	3.92	0.53
34	4.42	4.22	4.14	4.08	3.94	3.82	3.70	3.57	3.50	3.42	3.20	3.81	0.47
35	4.23	4.05	4.00	3.92	3.81	3.70	3.60	3.50	3.44	3.38	3.21	3.71	0.39
36	4.48	4.27	4.20	4.11	4.00	3.84	3.71	3.56	3.47	3.38	3.13	3.82	0.52
.													
40	4.58	4.42	4.36	4.30	4.18	4.07	3.94	3.80	3.72	3.63	3.33	3.99	0.52
.													
Scale	90%	80%	75%	70%	60%	50%	40%	30%	25%	20%	10%	Mean	S.D.
A	4.79	4.68	4.63	4.58	4.48	4.38	4.27	4.13	4.04	3.94	3.64	4.28	0.48
B	4.81	4.71	4.67	4.62	4.53	4.44	4.33	4.20	4.12	4.02	3.74	4.34	0.45
C	4.85	4.75	4.70	4.65	4.56	4.46	4.34	4.20	4.11	4.00	3.68	4.34	0.50
D	4.68	4.54	4.48	4.43	4.32	4.21	4.09	3.96	3.88	3.78	3.51	4.14	0.48
F	4.41	4.22	4.15	4.08	3.95	3.83	3.69	3.55	3.48	3.38	3.13	3.79	0.51
G	4.33	4.16	4.08	4.02	3.91	3.79	3.68	3.56	3.49	3.42	3.22	3.78	0.43
I	4.58	4.42	4.36	4.30	4.18	4.07	3.94	3.80	3.72	3.63	3.33	3.99	0.52

The statistics for items 22-28 and 37-39 are not computed.

**Table 4.5**  
**Class Conducted as Laboratory**  
**Four-Year Colleges and Universities**  
**Percentile Distributions of Class Means**  
**Based on 8329 Classes**

Item	90%	80%	75%	70%	60%	50%	40%	30%	25%	20%	10%	Mean	S.D.
1	4.79	4.67	4.60	4.55	4.43	4.33	4.21	4.07	4.05	3.88	3.58	4.24	0.49
2	4.82	4.71	4.67	4.60	4.50	4.40	4.29	4.15	4.08	4.00	3.68	4.31	0.48
3	4.88	4.77	4.71	4.67	4.56	4.46	4.35	4.21	4.13	4.03	3.73	4.37	0.47
4	4.80	4.67	4.63	4.57	4.46	4.36	4.23	4.09	4.00	3.89	3.58	4.26	0.50
5	4.80	4.67	4.60	4.55	4.43	4.30	4.18	4.00	3.91	3.80	3.45	4.20	0.54
6	4.81	4.69	4.63	4.56	4.44	4.32	4.19	4.00	3.91	3.79	3.42	4.20	0.57
7	4.94	4.88	4.85	4.82	4.75	4.68	4.60	4.50	4.43	4.33	4.00	4.54	0.50
8	4.82	4.69	4.64	4.58	4.47	4.36	4.24	4.09	4.00	3.90	3.57	4.27	0.50
9	4.73	4.57	4.50	4.45	4.33	4.23	4.11	4.00	3.88	3.79	3.50	4.16	0.49
10	4.90	4.79	4.73	4.68	4.58	4.47	4.33	4.20	4.10	4.00	3.67	4.36	0.50
11	4.88	4.78	4.72	4.67	4.57	4.46	4.33	4.17	4.07	3.95	3.60	4.33	0.54
12	4.91	4.82	4.78	4.73	4.64	4.55	4.44	4.30	4.20	4.11	3.80	4.43	0.49
13	4.85	4.71	4.67	4.61	4.50	4.39	4.25	4.10	4.00	3.89	3.56	4.28	0.53
14	4.78	4.64	4.58	4.53	4.42	4.30	4.17	4.00	3.92	3.82	3.50	4.20	0.52
15	4.88	4.78	4.72	4.67	4.58	4.47	4.36	4.21	4.12	4.00	3.67	4.36	0.51
16	4.75	4.62	4.56	4.50	4.38	4.28	4.15	4.00	3.92	3.82	3.55	4.19	0.50
17	4.72	4.57	4.50	4.44	4.31	4.18	4.05	3.88	3.78	3.67	3.38	4.10	0.55
18	4.77	4.63	4.57	4.50	4.40	4.29	4.17	4.00	3.92	3.82	3.53	4.20	0.50
19	4.71	4.56	4.50	4.43	4.29	4.17	4.00	3.87	3.78	3.67	3.36	4.09	0.55
20	4.63	4.45	4.38	4.32	4.20	4.08	3.95	3.81	3.74	3.65	3.38	4.03	0.50
21	4.73	4.57	4.50	4.44	4.33	4.20	4.07	3.91	3.83	3.72	3.43	4.12	0.52
.													
29	4.36	4.15	4.08	4.00	3.83	3.69	3.56	3.41	3.32	3.22	3.00	3.68	0.54
30	4.33	4.12	4.00	4.00	3.83	3.70	3.57	3.44	3.38	3.29	3.10	3.70	0.48
31	4.38	4.16	4.07	4.00	3.80	3.64	3.50	3.31	3.21	3.10	2.83	3.62	0.59
32	4.38	4.14	4.07	4.00	3.83	3.68	3.55	3.40	3.33	3.24	3.00	3.68	0.52
33	4.58	4.40	4.31	4.25	4.13	4.00	3.86	3.71	3.65	3.56	3.33	3.97	0.48
34	4.36	4.15	4.07	4.00	3.83	3.71	3.60	3.45	3.38	3.30	3.08	3.72	0.50
35	4.25	4.00	4.00	3.91	3.79	3.69	3.58	3.48	3.42	3.36	3.20	3.70	0.40
36	4.42	4.20	4.11	4.00	3.89	3.75	3.63	3.50	3.42	3.33	3.10	3.75	0.51
.													
40	4.55	4.38	4.32	4.25	4.13	4.00	3.89	3.76	3.67	3.59	3.33	3.97	0.49
Scale	90%	80%	75%	70%	60%	50%	40%	30%	25%	20%	10%	Mean	S.D.
A	4.80	4.68	4.62	4.57	4.47	4.37	4.25	4.11	4.03	3.93	3.64	4.28	0.47
B	4.80	4.70	4.65	4.60	4.50	4.40	4.29	4.16	4.07	3.97	3.67	4.30	0.47
C	4.84	4.73	4.68	4.63	4.54	4.43	4.31	4.16	4.07	3.97	3.65	4.32	0.50
D	4.68	4.53	4.47	4.41	4.30	4.19	4.07	3.93	3.85	3.76	3.49	4.13	0.47
F	4.38	4.17	4.09	4.02	3.87	3.74	3.60	3.47	3.39	3.30	3.09	3.73	0.50
G	4.30	4.11	4.03	3.96	3.83	3.72	3.61	3.49	3.42	3.35	3.17	3.73	0.44
I	4.55	4.38	4.32	4.25	4.13	4.00	3.89	3.76	3.67	3.59	3.33	3.97	0.49

The statistics for items 22-28 and 37-39 are not computed.

**Table 4.6**  
**Class Conducted as Other**  
**Four-Year Colleges and Universities**  
**Percentile Distributions of Class Means**  
**Based on 9140 Classes**

Item	90%	80%	75%	70%	60%	50%	40%	30%	25%	20%	10%	Mean	S.D.
1	4.83	4.73	4.69	4.64	4.55	4.44	4.33	4.19	4.05	4.00	3.70	4.34	0.49
2	4.88	4.78	4.73	4.69	4.59	4.50	4.38	4.25	4.17	4.07	3.76	4.39	0.48
3	4.92	4.84	4.80	4.76	4.67	4.58	4.48	4.35	4.27	4.18	3.88	4.48	0.44
4	4.86	4.75	4.70	4.64	4.54	4.43	4.30	4.14	4.06	3.93	3.58	4.30	0.54
5	4.86	4.75	4.69	4.64	4.54	4.44	4.31	4.17	4.08	3.95	3.60	4.31	0.52
6	4.87	4.76	4.71	4.67	4.57	4.47	4.34	4.20	4.11	4.00	3.67	4.35	0.51
7	5.00	4.91	4.89	4.86	4.81	4.75	4.69	4.60	4.55	4.50	4.27	4.66	0.35
8	4.88	4.77	4.73	4.67	4.58	4.50	4.38	4.23	4.15	4.07	3.77	4.38	0.47
9	4.80	4.67	4.61	4.56	4.44	4.33	4.22	4.08	4.00	3.90	3.60	4.26	0.48
10	4.94	4.88	4.85	4.80	4.73	4.64	4.53	4.41	4.33	4.24	3.95	4.53	0.43
11	4.92	4.83	4.79	4.75	4.67	4.56	4.44	4.29	4.20	4.10	3.76	4.42	0.51
12	4.93	4.88	4.83	4.80	4.72	4.64	4.54	4.40	4.31	4.21	3.90	4.50	0.48
13	4.90	4.80	4.75	4.71	4.63	4.53	4.41	4.27	4.19	4.09	3.77	4.41	0.48
14	4.85	4.71	4.67	4.60	4.50	4.40	4.29	4.13	4.05	3.94	3.64	4.30	0.50
15	4.92	4.83	4.80	4.75	4.67	4.58	4.48	4.33	4.25	4.14	3.83	4.45	0.49
16	4.81	4.69	4.64	4.58	4.47	4.36	4.22	4.08	4.00	3.86	3.53	4.25	0.53
17	4.83	4.69	4.63	4.57	4.46	4.35	4.23	4.08	4.00	3.89	3.57	4.25	0.53
18	4.86	4.73	4.68	4.63	4.53	4.42	4.30	4.15	4.08	4.00	3.64	4.32	0.50
19	4.80	4.67	4.62	4.56	4.44	4.33	4.20	4.05	3.96	3.85	3.50	4.23	0.53
20	4.73	4.56	4.50	4.42	4.29	4.17	4.00	3.86	3.75	3.64	3.35	4.08	0.55
21	4.80	4.67	4.62	4.56	4.44	4.33	4.20	4.06	4.00	3.86	3.55	4.24	0.51
.													
29	4.46	4.26	4.18	4.10	4.00	3.83	3.70	3.55	3.47	3.36	3.08	3.79	0.55
30	4.43	4.24	4.17	4.10	4.00	3.86	3.73	3.60	3.50	3.43	3.20	3.83	0.49
31	4.50	4.30	4.21	4.14	4.00	3.88	3.73	3.57	3.47	3.36	3.05	3.82	0.57
32	4.50	4.30	4.22	4.14	4.00	3.89	3.75	3.60	3.53	3.43	3.18	3.85	0.52
33	4.67	4.50	4.43	4.36	4.23	4.11	4.00	3.83	3.75	3.64	3.35	4.05	0.52
34	4.44	4.22	4.14	4.08	3.93	3.80	3.67	3.54	3.45	3.36	3.13	3.79	0.51
35	4.31	4.13	4.05	4.00	3.86	3.75	3.64	3.54	3.47	3.40	3.22	3.76	0.43
36	4.44	4.21	4.13	4.06	3.91	3.77	3.62	3.46	3.38	3.28	3.00	3.74	0.56
.													
40	4.67	4.50	4.44	4.38	4.27	4.15	4.00	3.90	3.81	3.71	3.40	4.08	0.51
.													
Scale	90%	80%	75%	70%	60%	50%	40%	30%	25%	20%	10%	Mean	S.D.
A	4.85	4.75	4.70	4.66	4.57	4.47	4.36	4.23	4.14	4.05	3.74	4.36	0.47
B	4.86	4.77	4.73	4.69	4.61	4.53	4.43	4.31	4.24	4.16	3.90	4.44	0.41
C	4.88	4.79	4.75	4.71	4.63	4.54	4.43	4.30	4.21	4.12	3.80	4.42	0.47
D	4.77	4.64	4.58	4.53	4.42	4.31	4.20	4.07	3.98	3.88	3.59	4.23	0.49
F	4.48	4.31	4.23	4.15	4.03	3.91	3.78	3.64	3.56	3.47	3.22	3.87	0.50
G	4.36	4.16	4.08	4.00	3.89	3.78	3.66	3.53	3.46	3.38	3.18	3.76	0.47
I	4.67	4.50	4.44	4.38	4.27	4.15	4.00	3.90	3.81	3.71	3.40	4.08	0.51

The statistics for items 22-28 and 37-39 are not computed.

**Table 5.1**  
**Class Size: 15 or fewer**  
**Four-Year Colleges and Universities**  
**Percentile Distributions of Class Means**  
**Based on 61361 Classes**

Item	90%	80%	75%	70%	60%	50%	40%	30%	25%	20%	10%	Mean	S.D.
1	4.86	4.75	4.70	4.64	4.55	4.44	4.33	4.18	4.05	4.00	3.67	4.33	0.50
2	4.90	4.80	4.75	4.70	4.60	4.50	4.38	4.25	4.17	4.08	3.75	4.39	0.49
3	4.92	4.86	4.82	4.78	4.70	4.60	4.50	4.38	4.29	4.20	3.90	4.49	0.45
4	4.86	4.75	4.69	4.64	4.54	4.42	4.30	4.13	4.00	3.91	3.56	4.30	0.54
5	4.89	4.77	4.71	4.67	4.55	4.43	4.30	4.14	4.00	3.91	3.56	4.31	0.55
6	4.89	4.78	4.73	4.67	4.57	4.45	4.33	4.17	4.08	3.92	3.57	4.32	0.56
7	5.00	4.92	4.90	4.89	4.82	4.75	4.69	4.60	4.53	4.44	4.17	4.64	0.41
8	4.90	4.79	4.75	4.69	4.60	4.50	4.38	4.23	4.14	4.00	3.73	4.38	0.50
9	4.83	4.71	4.67	4.60	4.50	4.38	4.27	4.11	4.00	3.92	3.63	4.29	0.50
10	5.00	4.89	4.85	4.80	4.73	4.64	4.54	4.40	4.33	4.22	3.92	4.52	0.45
11	4.92	4.85	4.80	4.76	4.67	4.57	4.44	4.30	4.20	4.09	3.73	4.43	0.53
12	5.00	4.90	4.86	4.83	4.75	4.67	4.56	4.43	4.33	4.25	3.91	4.53	0.48
13	4.91	4.83	4.78	4.73	4.64	4.54	4.42	4.27	4.18	4.08	3.75	4.41	0.51
14	4.89	4.78	4.71	4.67	4.57	4.45	4.33	4.18	4.10	4.00	3.67	4.34	0.51
15	5.00	4.88	4.83	4.80	4.71	4.63	4.50	4.38	4.30	4.18	3.83	4.49	0.50
16	4.86	4.73	4.67	4.63	4.50	4.40	4.29	4.13	4.00	3.92	3.60	4.29	0.53
17	4.83	4.69	4.63	4.57	4.44	4.33	4.18	4.00	3.91	3.80	3.45	4.21	0.57
18	4.88	4.75	4.69	4.64	4.54	4.43	4.30	4.17	4.08	4.00	3.64	4.32	0.51
19	4.83	4.70	4.64	4.57	4.45	4.33	4.20	4.00	3.93	3.83	3.50	4.23	0.55
20	4.73	4.57	4.50	4.43	4.30	4.18	4.00	3.88	3.78	3.67	3.33	4.09	0.57
21	4.82	4.69	4.63	4.57	4.45	4.33	4.20	4.07	4.00	3.86	3.50	4.24	0.53
.													
29	4.50	4.33	4.25	4.17	4.00	3.90	3.75	3.60	3.50	3.40	3.10	3.84	0.56
30	4.45	4.27	4.18	4.11	4.00	3.86	3.73	3.58	3.50	3.42	3.18	3.83	0.51
31	4.54	4.33	4.25	4.17	4.00	3.89	3.73	3.56	3.45	3.33	3.00	3.82	0.59
32	4.55	4.36	4.27	4.20	4.08	3.92	3.80	3.64	3.56	3.45	3.20	3.89	0.53
33	4.64	4.44	4.36	4.30	4.17	4.00	3.88	3.71	3.62	3.50	3.22	3.96	0.56
34	4.50	4.29	4.20	4.13	4.00	3.89	3.75	3.63	3.55	3.46	3.25	3.87	0.48
35	4.33	4.13	4.07	4.00	3.88	3.75	3.64	3.53	3.45	3.40	3.20	3.76	0.43
36	4.50	4.33	4.25	4.17	4.00	3.89	3.75	3.60	3.50	3.42	3.17	3.86	0.54
.													
40	4.67	4.54	4.46	4.40	4.29	4.18	4.00	3.90	3.80	3.70	3.40	4.09	0.53
.													
Scale	90%	80%	75%	70%	60%	50%	40%	30%	25%	20%	10%	Mean	S.D.
A	4.86	4.76	4.71	4.66	4.57	4.47	4.36	4.22	4.14	4.03	3.72	4.36	0.48
B	4.88	4.78	4.75	4.70	4.62	4.53	4.43	4.30	4.22	4.13	3.85	4.43	0.44
C	4.91	4.83	4.78	4.74	4.66	4.57	4.46	4.32	4.23	4.13	3.80	4.44	0.48
D	4.78	4.65	4.59	4.54	4.43	4.33	4.21	4.07	3.99	3.89	3.59	4.24	0.48
F	4.50	4.32	4.24	4.18	4.04	3.91	3.78	3.63	3.55	3.45	3.18	3.87	0.53
G	4.39	4.21	4.14	4.07	3.96	3.84	3.73	3.60	3.53	3.45	3.25	3.83	0.45
I	4.67	4.54	4.46	4.40	4.29	4.18	4.00	3.90	3.80	3.70	3.40	4.09	0.53

The statistics for items 22-28 and 37-39 are not computed.

**Table 5.2**  
**Class Size: 16-35**  
**Four-Year Colleges and Universities**  
**Percentile Distributions of Class Means**  
**Based on 150838 Classes**

Item	90%	80%	75%	70%	60%	50%	40%	30%	25%	20%	10%	Mean	S.D.
1	4.78	4.67	4.61	4.56	4.47	4.36	4.25	4.11	4.05	3.93	3.63	4.26	0.48
2	4.82	4.72	4.67	4.63	4.53	4.44	4.33	4.19	4.11	4.00	3.71	4.33	0.47
3	4.87	4.77	4.73	4.69	4.60	4.50	4.40	4.27	4.19	4.10	3.80	4.40	0.45
4	4.78	4.67	4.62	4.57	4.47	4.36	4.24	4.09	4.00	3.89	3.56	4.25	0.51
5	4.80	4.68	4.63	4.57	4.46	4.33	4.21	4.05	3.94	3.83	3.48	4.22	0.54
6	4.81	4.69	4.64	4.59	4.48	4.36	4.23	4.06	3.95	3.83	3.46	4.23	0.56
7	4.94	4.88	4.85	4.82	4.76	4.71	4.63	4.53	4.47	4.38	4.07	4.58	0.44
8	4.81	4.70	4.65	4.60	4.50	4.40	4.29	4.14	4.06	3.94	3.64	4.30	0.49
9	4.73	4.60	4.54	4.48	4.38	4.27	4.15	4.00	3.93	3.83	3.54	4.19	0.48
10	4.90	4.81	4.77	4.73	4.64	4.55	4.44	4.30	4.22	4.13	3.82	4.44	0.46
11	4.86	4.76	4.71	4.67	4.57	4.47	4.33	4.19	4.09	4.00	3.63	4.33	0.53
12	4.91	4.83	4.79	4.75	4.67	4.59	4.50	4.36	4.28	4.18	3.87	4.47	0.46
13	4.83	4.72	4.67	4.62	4.52	4.41	4.29	4.14	4.05	3.94	3.62	4.30	0.51
14	4.78	4.65	4.60	4.54	4.44	4.33	4.20	4.06	3.96	3.86	3.56	4.23	0.50
15	4.89	4.80	4.75	4.71	4.63	4.53	4.43	4.29	4.20	4.10	3.77	4.41	0.49
16	4.78	4.67	4.61	4.56	4.47	4.36	4.25	4.12	4.04	3.93	3.64	4.27	0.48
17	4.73	4.58	4.53	4.47	4.35	4.22	4.09	3.93	3.83	3.72	3.38	4.12	0.55
18	4.77	4.65	4.60	4.55	4.44	4.33	4.22	4.08	4.00	3.89	3.59	4.24	0.49
19	4.72	4.58	4.52	4.46	4.34	4.22	4.09	3.94	3.85	3.74	3.41	4.13	0.53
20	4.61	4.45	4.38	4.32	4.20	4.09	3.96	3.82	3.74	3.64	3.36	4.02	0.50
21	4.71	4.57	4.50	4.45	4.33	4.22	4.10	3.94	3.86	3.75	3.45	4.14	0.51
.													
29	4.33	4.15	4.07	4.00	3.88	3.75	3.62	3.47	3.38	3.29	3.00	3.70	0.53
30	4.29	4.10	4.00	3.95	3.84	3.72	3.61	3.48	3.41	3.33	3.11	3.70	0.47
31	4.33	4.13	4.06	4.00	3.83	3.69	3.55	3.38	3.29	3.18	2.88	3.64	0.57
32	4.35	4.15	4.08	4.00	3.88	3.75	3.63	3.50	3.41	3.32	3.07	3.72	0.50
33	4.42	4.22	4.14	4.07	3.93	3.80	3.67	3.52	3.43	3.33	3.06	3.76	0.53
34	4.29	4.10	4.04	3.96	3.86	3.75	3.64	3.53	3.47	3.39	3.20	3.74	0.43
35	4.17	4.00	3.93	3.87	3.76	3.67	3.57	3.47	3.41	3.35	3.20	3.67	0.38
36	4.33	4.14	4.06	4.00	3.86	3.74	3.62	3.48	3.41	3.33	3.10	3.72	0.49
.													
40	4.55	4.40	4.33	4.28	4.17	4.06	3.94	3.80	3.71	3.62	3.31	3.98	0.51
.													
Scale	90%	80%	75%	70%	60%	50%	40%	30%	25%	20%	10%	Mean	S.D.
A	4.79	4.68	4.63	4.59	4.49	4.40	4.28	4.15	4.06	3.96	3.66	4.29	0.47
B	4.81	4.71	4.67	4.62	4.54	4.45	4.34	4.21	4.13	4.04	3.75	4.35	0.44
C	4.84	4.73	4.69	4.65	4.56	4.46	4.35	4.21	4.13	4.02	3.71	4.35	0.48
D	4.68	4.55	4.49	4.44	4.34	4.24	4.12	3.99	3.91	3.81	3.53	4.16	0.47
F	4.32	4.13	4.06	3.99	3.86	3.74	3.62	3.48	3.40	3.31	3.06	3.71	0.50
G	4.22	4.05	3.98	3.92	3.81	3.72	3.62	3.51	3.45	3.39	3.21	3.71	0.40
I	4.55	4.40	4.33	4.28	4.17	4.06	3.94	3.80	3.71	3.62	3.31	3.98	0.51

The statistics for items 22-28 and 37-39 are not computed.

**Table 5.3**  
**Class Size: 36-100**  
**Four-Year Colleges and Universities**  
**Percentile Distributions of Class Means**  
**Based on 15684 Classes**

Item	90%	80%	75%	70%	60%	50%	40%	30%	25%	20%	10%	Mean	S.D.
1	4.73	4.62	4.57	4.53	4.43	4.33	4.23	4.09	4.05	3.92	3.64	4.25	0.45
2	4.79	4.68	4.64	4.59	4.50	4.41	4.31	4.17	4.10	4.00	3.72	4.31	0.45
3	4.81	4.72	4.68	4.64	4.55	4.46	4.36	4.23	4.16	4.06	3.78	4.36	0.44
4	4.74	4.64	4.59	4.54	4.45	4.35	4.23	4.09	4.00	3.90	3.61	4.24	0.48
5	4.76	4.63	4.58	4.52	4.42	4.30	4.16	4.00	3.90	3.78	3.44	4.18	0.53
6	4.76	4.65	4.59	4.54	4.43	4.32	4.18	4.00	3.91	3.79	3.43	4.19	0.55
7	4.89	4.83	4.81	4.78	4.73	4.67	4.60	4.50	4.44	4.36	4.06	4.54	0.43
8	4.77	4.67	4.62	4.57	4.48	4.38	4.26	4.13	4.04	3.94	3.64	4.28	0.47
9	4.66	4.53	4.47	4.42	4.32	4.21	4.10	3.96	3.88	3.78	3.52	4.14	0.46
10	4.86	4.77	4.73	4.69	4.60	4.50	4.39	4.26	4.18	4.08	3.79	4.40	0.45
11	4.80	4.69	4.65	4.60	4.50	4.39	4.27	4.11	4.03	3.91	3.59	4.27	0.51
12	4.86	4.78	4.74	4.70	4.62	4.53	4.42	4.30	4.23	4.13	3.82	4.42	0.45
13	4.76	4.64	4.58	4.53	4.43	4.32	4.19	4.04	3.95	3.85	3.54	4.22	0.50
14	4.69	4.56	4.50	4.45	4.34	4.23	4.11	3.97	3.88	3.78	3.50	4.15	0.49
15	4.83	4.74	4.70	4.66	4.57	4.47	4.36	4.23	4.14	4.03	3.73	4.36	0.47
16	4.74	4.64	4.59	4.55	4.46	4.37	4.26	4.14	4.06	3.97	3.71	4.28	0.44
17	4.66	4.52	4.45	4.39	4.26	4.13	3.98	3.82	3.72	3.60	3.28	4.04	0.55
18	4.72	4.60	4.55	4.50	4.39	4.28	4.16	4.02	3.93	3.83	3.53	4.19	0.48
19	4.64	4.50	4.43	4.37	4.26	4.13	4.00	3.85	3.76	3.64	3.35	4.05	0.52
20	4.53	4.38	4.32	4.26	4.15	4.04	3.93	3.79	3.72	3.64	3.39	3.99	0.46
21	4.63	4.48	4.42	4.36	4.25	4.13	4.00	3.86	3.77	3.67	3.39	4.05	0.50
.													
29	4.26	4.08	4.00	3.94	3.81	3.69	3.57	3.43	3.35	3.25	3.00	3.66	0.49
30	4.17	4.00	3.93	3.88	3.76	3.65	3.54	3.43	3.36	3.29	3.08	3.63	0.43
31	4.24	4.06	4.00	3.91	3.78	3.64	3.50	3.35	3.27	3.16	2.89	3.60	0.53
32	4.24	4.05	4.00	3.92	3.80	3.68	3.56	3.43	3.36	3.27	3.04	3.65	0.47
33	4.25	4.06	3.98	3.91	3.78	3.65	3.53	3.38	3.30	3.21	2.96	3.62	0.50
34	4.21	4.03	3.96	3.90	3.79	3.70	3.60	3.50	3.44	3.37	3.20	3.70	0.41
35	4.06	3.89	3.83	3.78	3.69	3.60	3.51	3.42	3.37	3.32	3.18	3.61	0.34
36	4.28	4.08	4.00	3.93	3.81	3.70	3.58	3.46	3.39	3.32	3.10	3.69	0.47
.													
40	4.47	4.32	4.26	4.21	4.11	4.00	3.90	3.76	3.68	3.58	3.30	3.94	0.47
.													
Scale	90%	80%	75%	70%	60%	50%	40%	30%	25%	20%	10%	Mean	S.D.
A	4.75	4.64	4.60	4.55	4.46	4.37	4.26	4.12	4.04	3.94	3.66	4.27	0.45
B	4.76	4.67	4.63	4.58	4.50	4.41	4.30	4.17	4.09	4.00	3.73	4.31	0.43
C	4.77	4.67	4.62	4.58	4.49	4.38	4.27	4.14	4.05	3.95	3.65	4.28	0.47
D	4.62	4.49	4.43	4.38	4.28	4.18	4.06	3.92	3.84	3.75	3.49	4.10	0.45
F	4.21	4.04	3.97	3.90	3.78	3.66	3.55	3.41	3.33	3.25	3.01	3.63	0.47
G	4.14	3.98	3.92	3.86	3.75	3.67	3.57	3.48	3.42	3.36	3.19	3.66	0.38
I	4.47	4.32	4.26	4.21	4.11	4.00	3.90	3.76	3.68	3.58	3.30	3.94	0.47

The statistics for items 22-28 and 37-39 are not computed.

**Table 5.4**  
**Class Size: over 100**  
**Four-Year Colleges and Universities**  
**Percentile Distributions of Class Means**  
**Based on 385 Classes**

Item	90%	80%	75%	70%	60%	50%	40%	30%	25%	20%	10%	Mean	S.D.
1	4.62	4.49	4.44	4.40	4.32	4.22	4.12	3.97	4.05	3.76	3.55	4.14	0.43
2	4.74	4.60	4.54	4.47	4.41	4.31	4.21	4.07	3.98	3.86	3.60	4.23	0.43
3	4.78	4.66	4.60	4.54	4.45	4.38	4.27	4.13	4.07	3.96	3.67	4.29	0.42
4	4.69	4.55	4.49	4.40	4.30	4.17	4.04	3.91	3.79	3.68	3.26	4.08	0.53
5	4.65	4.49	4.43	4.38	4.24	4.10	3.98	3.80	3.73	3.60	3.20	4.03	0.54
6	4.71	4.53	4.47	4.40	4.32	4.20	4.02	3.83	3.76	3.60	3.36	4.08	0.52
7	4.87	4.81	4.78	4.75	4.69	4.64	4.58	4.53	4.48	4.42	4.20	4.56	0.35
8	4.73	4.57	4.51	4.46	4.38	4.29	4.15	4.02	3.94	3.81	3.56	4.19	0.45
9	4.53	4.38	4.35	4.29	4.19	4.09	3.97	3.83	3.74	3.62	3.34	4.01	0.45
10	4.84	4.72	4.66	4.58	4.48	4.40	4.29	4.15	4.07	3.94	3.70	4.31	0.46
11	4.69	4.52	4.46	4.43	4.33	4.22	4.08	3.90	3.83	3.73	3.44	4.11	0.53
12	4.79	4.64	4.60	4.53	4.45	4.35	4.24	4.09	4.01	3.93	3.64	4.25	0.50
13	4.66	4.46	4.42	4.37	4.27	4.14	3.98	3.80	3.72	3.61	3.44	4.05	0.52
14	4.59	4.39	4.34	4.29	4.17	4.06	3.97	3.84	3.76	3.64	3.40	4.00	0.51
15	4.74	4.56	4.50	4.45	4.38	4.28	4.15	3.99	3.91	3.84	3.51	4.17	0.51
16	4.65	4.55	4.51	4.46	4.35	4.29	4.17	4.03	3.95	3.90	3.66	4.20	0.42
17	4.45	4.26	4.21	4.15	4.04	3.88	3.73	3.53	3.41	3.30	2.90	3.77	0.61
18	4.56	4.43	4.39	4.33	4.23	4.11	3.95	3.83	3.70	3.60	3.29	4.01	0.52
19	4.44	4.28	4.23	4.19	4.06	3.90	3.76	3.56	3.50	3.38	3.02	3.82	0.56
20	4.39	4.24	4.19	4.13	4.03	3.96	3.83	3.67	3.61	3.49	3.25	3.86	0.47
21	4.41	4.25	4.20	4.14	4.05	3.95	3.82	3.65	3.58	3.46	3.19	3.86	0.48
.													
29	4.21	3.99	3.90	3.85	3.75	3.62	3.49	3.35	3.28	3.15	2.85	3.57	0.52
30	4.10	3.88	3.79	3.73	3.63	3.53	3.44	3.32	3.24	3.18	2.97	3.53	0.43
31	4.20	3.99	3.90	3.82	3.69	3.53	3.37	3.23	3.16	3.06	2.78	3.51	0.54
32	4.13	3.93	3.86	3.78	3.66	3.59	3.45	3.33	3.26	3.16	2.94	3.55	0.45
33	4.18	3.90	3.84	3.76	3.62	3.51	3.40	3.26	3.17	3.07	2.86	3.51	0.49
34	4.42	4.20	4.09	4.01	3.87	3.72	3.54	3.42	3.34	3.29	3.06	3.71	0.50
35	3.99	3.82	3.76	3.71	3.59	3.48	3.41	3.34	3.26	3.22	3.02	3.50	0.38
36	4.45	4.23	4.13	4.02	3.88	3.71	3.58	3.40	3.32	3.18	2.90	3.69	0.57
.													
40	4.42	4.23	4.16	4.10	3.97	3.89	3.78	3.62	3.57	3.44	3.07	3.82	0.50
.													
Scale	90%	80%	75%	70%	60%	50%	40%	30%	25%	20%	10%	Mean	S.D.
A	4.69	4.54	4.47	4.42	4.33	4.24	4.12	3.99	3.89	3.75	3.48	4.15	0.45
B	4.71	4.57	4.51	4.47	4.40	4.31	4.21	4.08	3.96	3.87	3.64	4.23	0.41
C	4.69	4.49	4.45	4.41	4.32	4.21	4.09	3.93	3.82	3.75	3.48	4.12	0.50
D	4.42	4.31	4.25	4.21	4.11	4.00	3.85	3.73	3.63	3.54	3.28	3.92	0.46
F	4.13	3.91	3.83	3.77	3.66	3.56	3.44	3.31	3.22	3.12	2.89	3.54	0.47
G	4.26	4.07	3.97	3.90	3.80	3.65	3.50	3.38	3.32	3.23	3.03	3.64	0.46
I	4.42	4.23	4.16	4.10	3.97	3.89	3.78	3.62	3.57	3.44	3.07	3.82	0.50

The statistics for items 22-28 and 37-39 are not computed.



**Table 6.1**  
**Course Level: First and Second Year**  
**Four-Year Colleges and Universities**  
**Percentile Distributions of Class Means**  
**Based on 114830 Classes**

Item	90%	80%	75%	70%	60%	50%	40%	30%	25%	20%	10%	Mean	S.D.
1	4.76	4.65	4.60	4.55	4.45	4.35	4.24	4.10	4.05	3.92	3.64	4.26	0.47
2	4.81	4.70	4.67	4.61	4.52	4.42	4.31	4.18	4.10	4.00	3.71	4.32	0.46
3	4.84	4.75	4.70	4.65	4.56	4.47	4.36	4.23	4.15	4.06	3.76	4.37	0.46
4	4.78	4.67	4.62	4.56	4.47	4.36	4.25	4.10	4.00	3.91	3.59	4.26	0.50
5	4.79	4.67	4.60	4.55	4.44	4.33	4.19	4.00	3.93	3.81	3.46	4.21	0.54
6	4.79	4.67	4.61	4.56	4.45	4.33	4.19	4.00	3.92	3.80	3.42	4.20	0.57
7	4.93	4.87	4.83	4.81	4.75	4.69	4.61	4.50	4.44	4.36	4.05	4.56	0.45
8	4.79	4.67	4.63	4.57	4.47	4.37	4.25	4.11	4.00	3.92	3.61	4.27	0.49
9	4.69	4.56	4.50	4.44	4.33	4.23	4.11	4.00	3.89	3.80	3.50	4.15	0.48
10	4.89	4.79	4.75	4.70	4.61	4.50	4.40	4.27	4.18	4.08	3.78	4.41	0.47
11	4.86	4.75	4.70	4.65	4.55	4.44	4.32	4.17	4.07	3.95	3.60	4.31	0.53
12	4.90	4.82	4.78	4.74	4.67	4.57	4.47	4.33	4.26	4.16	3.85	4.45	0.46
13	4.82	4.70	4.65	4.60	4.50	4.38	4.25	4.11	4.00	3.91	3.58	4.27	0.51
14	4.75	4.62	4.56	4.50	4.40	4.29	4.17	4.00	3.93	3.83	3.52	4.20	0.50
15	4.88	4.78	4.74	4.70	4.61	4.52	4.40	4.27	4.18	4.08	3.75	4.39	0.49
16	4.76	4.64	4.60	4.55	4.45	4.35	4.24	4.11	4.00	3.93	3.64	4.26	0.47
17	4.71	4.57	4.50	4.45	4.33	4.21	4.08	3.93	3.83	3.72	3.40	4.12	0.54
18	4.76	4.64	4.58	4.53	4.43	4.33	4.21	4.07	4.00	3.89	3.60	4.24	0.48
19	4.70	4.56	4.50	4.44	4.33	4.20	4.08	3.92	3.83	3.73	3.41	4.12	0.52
20	4.60	4.44	4.38	4.31	4.20	4.08	3.96	3.83	3.75	3.67	3.39	4.03	0.49
21	4.69	4.55	4.50	4.43	4.32	4.20	4.07	3.92	3.83	3.73	3.44	4.12	0.51
.													
29	4.33	4.13	4.06	4.00	3.85	3.73	3.59	3.44	3.36	3.26	3.00	3.68	0.53
30	4.27	4.08	4.00	3.93	3.82	3.70	3.59	3.46	3.39	3.31	3.09	3.68	0.47
31	4.31	4.09	4.00	3.92	3.78	3.63	3.48	3.32	3.22	3.11	2.82	3.59	0.58
32	4.31	4.11	4.00	3.96	3.83	3.71	3.58	3.44	3.36	3.27	3.00	3.68	0.51
33	4.40	4.20	4.12	4.04	3.90	3.77	3.63	3.48	3.39	3.29	3.00	3.73	0.54
34	4.27	4.09	4.00	3.95	3.84	3.73	3.63	3.50	3.45	3.38	3.18	3.72	0.43
35	4.15	4.00	3.92	3.86	3.75	3.65	3.56	3.46	3.41	3.35	3.19	3.67	0.38
36	4.33	4.13	4.06	4.00	3.85	3.73	3.60	3.47	3.40	3.31	3.08	3.71	0.50
.													
40	4.50	4.36	4.30	4.25	4.13	4.00	3.91	3.77	3.69	3.59	3.30	3.95	0.50
Scale	90%	80%	75%	70%	60%	50%	40%	30%	25%	20%	10%	Mean	S.D.
A	4.77	4.66	4.62	4.57	4.48	4.38	4.27	4.14	4.05	3.96	3.66	4.28	0.46
B	4.78	4.68	4.64	4.59	4.51	4.41	4.31	4.18	4.10	4.01	3.72	4.32	0.45
C	4.82	4.72	4.67	4.63	4.53	4.44	4.32	4.19	4.10	4.00	3.69	4.33	0.48
D	4.66	4.53	4.48	4.43	4.33	4.22	4.11	3.98	3.91	3.81	3.54	4.15	0.46
F	4.29	4.10	4.02	3.95	3.83	3.71	3.58	3.44	3.36	3.27	3.02	3.67	0.50
G	4.20	4.03	3.97	3.91	3.80	3.71	3.61	3.50	3.44	3.38	3.20	3.70	0.40
I	4.50	4.36	4.30	4.25	4.13	4.00	3.91	3.77	3.69	3.59	3.30	3.95	0.50

The statistics for items 22-28 and 37-39 are not computed.

**Table 6.2**  
**Course Level: Third and Forth Year**  
**Four-Year Colleges and Universities**  
**Percentile Distributions of Class Means**  
**Based on 79805 Classes**

Item	90%	80%	75%	70%	60%	50%	40%	30%	25%	20%	10%	Mean	S.D.
1	4.82	4.70	4.65	4.60	4.50	4.40	4.28	4.14	4.05	3.95	3.64	4.29	0.50
2	4.86	4.75	4.70	4.67	4.57	4.46	4.35	4.21	4.13	4.00	3.71	4.36	0.48
3	4.90	4.81	4.78	4.73	4.65	4.56	4.45	4.33	4.25	4.15	3.86	4.45	0.45
4	4.82	4.70	4.65	4.60	4.50	4.38	4.25	4.10	4.00	3.89	3.55	4.26	0.53
5	4.83	4.71	4.67	4.61	4.50	4.38	4.25	4.09	4.00	3.88	3.50	4.26	0.55
6	4.85	4.73	4.69	4.64	4.53	4.42	4.29	4.12	4.00	3.89	3.53	4.28	0.55
7	4.95	4.90	4.87	4.84	4.79	4.72	4.65	4.55	4.48	4.40	4.10	4.60	0.43
8	4.86	4.75	4.70	4.65	4.56	4.45	4.33	4.20	4.11	4.00	3.70	4.35	0.49
9	4.79	4.67	4.61	4.56	4.45	4.35	4.23	4.09	4.00	3.90	3.60	4.26	0.49
10	4.92	4.85	4.80	4.77	4.69	4.60	4.50	4.36	4.28	4.18	3.89	4.48	0.44
11	4.90	4.80	4.75	4.70	4.61	4.50	4.38	4.23	4.14	4.00	3.67	4.37	0.52
12	4.92	4.85	4.81	4.78	4.70	4.61	4.50	4.38	4.29	4.20	3.88	4.48	0.47
13	4.88	4.76	4.71	4.67	4.57	4.46	4.33	4.19	4.10	4.00	3.67	4.34	0.51
14	4.83	4.70	4.65	4.60	4.50	4.38	4.26	4.11	4.00	3.92	3.61	4.28	0.51
15	4.91	4.83	4.79	4.75	4.67	4.57	4.45	4.32	4.23	4.13	3.79	4.44	0.50
16	4.81	4.69	4.64	4.59	4.50	4.38	4.27	4.12	4.00	3.93	3.61	4.28	0.51
17	4.77	4.63	4.56	4.50	4.38	4.25	4.11	3.93	3.83	3.72	3.36	4.14	0.57
18	4.82	4.69	4.64	4.58	4.48	4.37	4.25	4.10	4.00	3.90	3.59	4.27	0.51
19	4.78	4.63	4.57	4.50	4.40	4.27	4.14	4.00	3.88	3.77	3.43	4.17	0.55
20	4.67	4.50	4.44	4.38	4.25	4.13	4.00	3.83	3.75	3.64	3.33	4.05	0.54
21	4.77	4.63	4.57	4.50	4.40	4.28	4.15	4.00	3.91	3.80	3.48	4.18	0.52
.													
29	4.43	4.23	4.16	4.09	3.96	3.83	3.70	3.55	3.46	3.36	3.08	3.78	0.54
30	4.36	4.17	4.09	4.00	3.90	3.78	3.67	3.53	3.46	3.38	3.15	3.76	0.48
31	4.43	4.24	4.15	4.08	3.94	3.81	3.67	3.50	3.42	3.32	3.00	3.76	0.55
32	4.44	4.25	4.18	4.11	4.00	3.86	3.73	3.58	3.50	3.42	3.17	3.82	0.51
33	4.50	4.31	4.23	4.17	4.00	3.89	3.75	3.60	3.52	3.43	3.15	3.85	0.53
34	4.38	4.18	4.10	4.03	3.91	3.80	3.69	3.57	3.50	3.43	3.22	3.80	0.45
35	4.21	4.00	3.96	3.90	3.78	3.67	3.58	3.47	3.42	3.35	3.19	3.69	0.40
36	4.43	4.22	4.14	4.07	3.93	3.80	3.67	3.54	3.46	3.38	3.15	3.79	0.50
.													
40	4.62	4.47	4.40	4.35	4.24	4.13	4.00	3.86	3.78	3.67	3.36	4.04	0.52
.													
Scale	90%	80%	75%	70%	60%	50%	40%	30%	25%	20%	10%	Mean	S.D.
A	4.82	4.72	4.67	4.63	4.53	4.43	4.32	4.18	4.10	4.00	3.69	4.33	0.48
B	4.85	4.75	4.71	4.67	4.59	4.50	4.39	4.26	4.18	4.09	3.80	4.39	0.44
C	4.87	4.77	4.73	4.69	4.60	4.50	4.39	4.25	4.17	4.06	3.74	4.38	0.49
D	4.73	4.60	4.54	4.48	4.38	4.27	4.15	4.01	3.92	3.82	3.53	4.18	0.49
F	4.41	4.22	4.15	4.08	3.96	3.83	3.71	3.57	3.49	3.40	3.14	3.79	0.50
G	4.30	4.12	4.05	3.98	3.87	3.76	3.65	3.54	3.48	3.41	3.22	3.76	0.42
I	4.62	4.47	4.40	4.35	4.24	4.13	4.00	3.86	3.78	3.67	3.36	4.04	0.52

The statistics for items 22-28 and 37-39 are not computed.

**Table 6.3**  
**Course Level: Graduate**  
**Four-Year Colleges and Universities**  
**Percentile Distributions of Class Means**  
**Based on 24439 Classes**

Item	90%	80%	75%	70%	60%	50%	40%	30%	25%	20%	10%	Mean	S.D.
1	4.88	4.76	4.71	4.67	4.56	4.45	4.33	4.20	4.05	4.00	3.65	4.34	0.52
2	4.91	4.82	4.78	4.73	4.64	4.55	4.43	4.29	4.20	4.10	3.76	4.42	0.50
3	4.96	4.90	4.86	4.82	4.75	4.67	4.58	4.46	4.38	4.30	4.00	4.56	0.43
4	4.85	4.72	4.67	4.62	4.50	4.38	4.25	4.07	4.00	3.84	3.45	4.25	0.58
5	4.89	4.78	4.73	4.68	4.58	4.46	4.33	4.18	4.08	3.94	3.58	4.33	0.55
6	4.90	4.80	4.76	4.71	4.62	4.50	4.38	4.22	4.12	4.00	3.64	4.37	0.54
7	5.00	4.94	4.92	4.90	4.86	4.81	4.75	4.68	4.63	4.57	4.36	4.72	0.33
8	4.91	4.82	4.78	4.73	4.65	4.55	4.44	4.30	4.21	4.11	3.79	4.43	0.48
9	4.87	4.75	4.70	4.67	4.56	4.44	4.33	4.19	4.10	4.00	3.69	4.34	0.50
10	5.00	4.91	4.88	4.85	4.78	4.70	4.60	4.50	4.42	4.33	4.05	4.58	0.41
11	4.94	4.87	4.82	4.79	4.70	4.61	4.50	4.36	4.27	4.15	3.80	4.47	0.51
12	5.00	4.92	4.89	4.87	4.80	4.72	4.64	4.52	4.45	4.36	4.05	4.59	0.44
13	4.93	4.86	4.81	4.77	4.69	4.59	4.50	4.36	4.27	4.17	3.85	4.47	0.47
14	4.91	4.81	4.77	4.72	4.63	4.53	4.43	4.29	4.21	4.11	3.79	4.42	0.48
15	5.00	4.90	4.87	4.83	4.76	4.68	4.58	4.45	4.38	4.29	3.95	4.55	0.46
16	4.88	4.77	4.72	4.67	4.57	4.47	4.35	4.21	4.11	4.00	3.67	4.34	0.53
17	4.86	4.73	4.67	4.61	4.50	4.36	4.21	4.04	3.93	3.81	3.44	4.23	0.58
18	4.88	4.77	4.71	4.67	4.56	4.44	4.33	4.18	4.10	4.00	3.64	4.34	0.52
19	4.83	4.71	4.65	4.58	4.47	4.35	4.21	4.06	3.95	3.83	3.46	4.23	0.57
20	4.70	4.54	4.46	4.40	4.27	4.13	4.00	3.83	3.73	3.62	3.28	4.05	0.58
21	4.82	4.69	4.64	4.57	4.46	4.35	4.22	4.08	4.00	3.87	3.53	4.25	0.53
.													
29	4.53	4.33	4.25	4.18	4.04	3.90	3.75	3.59	3.50	3.38	3.08	3.84	0.58
30	4.48	4.29	4.21	4.14	4.00	3.89	3.76	3.62	3.55	3.45	3.21	3.86	0.51
31	4.56	4.38	4.30	4.22	4.08	3.93	3.80	3.63	3.53	3.42	3.11	3.87	0.57
32	4.57	4.40	4.33	4.26	4.13	4.00	3.87	3.71	3.63	3.53	3.25	3.95	0.52
33	4.63	4.45	4.38	4.31	4.18	4.00	3.89	3.73	3.63	3.52	3.22	3.97	0.56
34	4.50	4.31	4.25	4.18	4.07	3.94	3.82	3.70	3.63	3.54	3.32	3.92	0.46
35	4.33	4.16	4.09	4.00	3.91	3.80	3.69	3.58	3.50	3.44	3.27	3.80	0.41
36	4.50	4.33	4.25	4.18	4.05	3.91	3.78	3.62	3.54	3.44	3.17	3.87	0.53
.													
40	4.73	4.59	4.53	4.47	4.36	4.25	4.11	3.95	3.86	3.75	3.39	4.13	0.55
.													
Scale	90%	80%	75%	70%	60%	50%	40%	30%	25%	20%	10%	Mean	S.D.
A	4.87	4.78	4.73	4.68	4.60	4.49	4.38	4.24	4.16	4.05	3.73	4.38	0.49
B	4.90	4.83	4.79	4.75	4.68	4.59	4.49	4.38	4.30	4.22	3.94	4.49	0.41
C	4.93	4.86	4.82	4.78	4.71	4.62	4.52	4.40	4.33	4.23	3.91	4.50	0.45
D	4.79	4.67	4.61	4.55	4.45	4.34	4.23	4.09	4.01	3.90	3.60	4.25	0.48
F	4.53	4.36	4.28	4.21	4.08	3.95	3.81	3.66	3.58	3.48	3.19	3.90	0.53
G	4.42	4.24	4.17	4.11	4.00	3.89	3.77	3.64	3.57	3.50	3.28	3.86	0.44
I	4.73	4.59	4.53	4.47	4.36	4.25	4.11	3.95	3.86	3.75	3.39	4.13	0.55

The statistics for items 22-28 and 37-39 are not computed.

**Table 6.4**  
**Course Level: Other**  
**Four-Year Colleges and Universities**  
**Percentile Distributions of Class Means**  
**Based on 4697 Classes**

Item	90%	80%	75%	70%	60%	50%	40%	30%	25%	20%	10%	Mean	S.D.
1	4.83	4.73	4.69	4.64	4.55	4.44	4.33	4.19	4.05	4.00	3.73	4.34	0.48
2	4.87	4.78	4.73	4.69	4.60	4.50	4.40	4.27	4.19	4.10	3.80	4.40	0.46
3	4.91	4.83	4.80	4.76	4.68	4.60	4.50	4.38	4.30	4.20	3.92	4.49	0.44
4	4.85	4.75	4.69	4.64	4.55	4.44	4.33	4.18	4.10	4.00	3.64	4.33	0.51
5	4.86	4.75	4.71	4.67	4.56	4.44	4.32	4.17	4.07	3.95	3.61	4.32	0.52
6	4.87	4.77	4.72	4.68	4.57	4.47	4.33	4.18	4.10	3.96	3.63	4.34	0.53
7	4.95	4.90	4.88	4.86	4.80	4.75	4.68	4.60	4.55	4.47	4.27	4.66	0.34
8	4.88	4.78	4.73	4.69	4.60	4.50	4.39	4.25	4.18	4.07	3.79	4.39	0.47
9	4.80	4.67	4.62	4.56	4.46	4.36	4.23	4.11	4.00	3.93	3.64	4.27	0.48
10	4.94	4.88	4.83	4.80	4.73	4.65	4.55	4.42	4.33	4.26	4.00	4.53	0.43
11	4.91	4.82	4.78	4.74	4.65	4.56	4.44	4.29	4.20	4.08	3.75	4.42	0.51
12	4.93	4.87	4.83	4.80	4.73	4.64	4.55	4.43	4.33	4.24	3.94	4.52	0.46
13	4.89	4.80	4.75	4.70	4.62	4.52	4.41	4.26	4.17	4.07	3.74	4.40	0.49
14	4.83	4.71	4.67	4.62	4.50	4.42	4.29	4.14	4.05	3.94	3.64	4.30	0.50
15	4.92	4.84	4.80	4.76	4.69	4.60	4.50	4.38	4.29	4.19	3.86	4.47	0.48
16	4.82	4.70	4.67	4.61	4.50	4.40	4.30	4.16	4.08	4.00	3.68	4.31	0.50
17	4.80	4.67	4.62	4.56	4.44	4.33	4.20	4.06	3.94	3.86	3.50	4.22	0.55
18	4.83	4.71	4.67	4.62	4.50	4.42	4.32	4.17	4.09	4.00	3.67	4.32	0.50
19	4.80	4.67	4.62	4.56	4.44	4.33	4.20	4.04	3.94	3.84	3.52	4.22	0.54
20	4.71	4.55	4.47	4.41	4.30	4.17	4.03	3.89	3.80	3.69	3.40	4.10	0.53
21	4.80	4.67	4.62	4.56	4.45	4.33	4.20	4.06	3.96	3.86	3.54	4.23	0.52
.													
29	4.43	4.24	4.16	4.09	3.96	3.83	3.70	3.54	3.45	3.36	3.10	3.78	0.54
30	4.40	4.20	4.13	4.06	3.93	3.82	3.70	3.56	3.50	3.40	3.18	3.79	0.49
31	4.47	4.27	4.20	4.13	4.00	3.85	3.71	3.53	3.43	3.33	3.03	3.79	0.57
32	4.45	4.27	4.19	4.13	4.00	3.86	3.73	3.58	3.50	3.41	3.18	3.83	0.52
33	4.60	4.42	4.33	4.27	4.13	4.00	3.85	3.69	3.61	3.50	3.21	3.94	0.55
34	4.38	4.18	4.10	4.00	3.90	3.78	3.67	3.55	3.47	3.38	3.17	3.77	0.47
35	4.27	4.09	4.00	3.95	3.83	3.73	3.63	3.52	3.47	3.40	3.22	3.74	0.41
36	4.40	4.18	4.10	4.00	3.89	3.76	3.63	3.50	3.41	3.33	3.07	3.74	0.52
.													
40	4.61	4.46	4.40	4.36	4.24	4.13	4.00	3.87	3.78	3.68	3.40	4.05	0.50
Scale	90%	80%	75%	70%	60%	50%	40%	30%	25%	20%	10%	Mean	S.D.
A	4.84	4.75	4.71	4.67	4.58	4.48	4.37	4.24	4.17	4.06	3.77	4.38	0.46
B	4.86	4.78	4.73	4.70	4.62	4.54	4.44	4.31	4.24	4.15	3.90	4.44	0.42
C	4.88	4.79	4.75	4.72	4.63	4.54	4.44	4.30	4.22	4.12	3.80	4.42	0.47
D	4.76	4.63	4.58	4.53	4.42	4.32	4.20	4.07	3.98	3.89	3.58	4.23	0.49
F	4.43	4.26	4.18	4.12	4.00	3.87	3.74	3.60	3.51	3.42	3.18	3.83	0.51
G	4.31	4.12	4.05	3.98	3.86	3.75	3.65	3.53	3.47	3.39	3.19	3.75	0.43
I	4.61	4.46	4.40	4.36	4.24	4.13	4.00	3.87	3.78	3.68	3.40	4.05	0.50

The statistics for items 22-28 and 37-39 are not computed.

**Table 7.1**  
**Subject: Agriculture and Natural Resources**  
**Four-Year Colleges and Universities**  
**Percentile Distributions of Class Means**  
**Based on 361 Classes**

Item	90%	80%	75%	70%	60%	50%	40%	30%	25%	20%	10%	Mean	S.D.
1	4.69	4.53	4.50	4.45	4.33	4.21	4.13	4.05	4.05	3.94	3.75	4.22	0.36
2	4.75	4.60	4.55	4.50	4.43	4.31	4.24	4.14	4.08	4.00	3.83	4.30	0.37
3	4.77	4.64	4.60	4.57	4.50	4.41	4.30	4.21	4.15	4.08	3.90	4.36	0.36
4	4.70	4.59	4.53	4.48	4.40	4.31	4.20	4.11	4.05	4.00	3.77	4.26	0.39
5	4.67	4.54	4.50	4.44	4.36	4.29	4.15	4.00	3.92	3.83	3.62	4.20	0.41
6	4.73	4.56	4.51	4.46	4.36	4.29	4.19	4.05	4.00	3.90	3.67	4.22	0.42
7	4.88	4.80	4.76	4.73	4.64	4.60	4.55	4.48	4.43	4.35	4.07	4.52	0.38
8	4.75	4.59	4.54	4.50	4.42	4.35	4.24	4.13	4.08	4.00	3.82	4.30	0.36
9	4.60	4.46	4.43	4.38	4.30	4.20	4.10	4.00	3.92	3.86	3.69	4.17	0.36
10	4.85	4.71	4.67	4.61	4.53	4.43	4.33	4.20	4.14	4.09	3.89	4.39	0.37
11	4.79	4.67	4.60	4.57	4.47	4.40	4.30	4.20	4.10	4.04	3.80	4.34	0.38
12	4.83	4.71	4.67	4.64	4.57	4.48	4.39	4.29	4.23	4.17	3.97	4.43	0.35
13	4.70	4.59	4.55	4.47	4.39	4.32	4.21	4.07	4.00	3.92	3.80	4.26	0.38
14	4.71	4.58	4.54	4.47	4.36	4.29	4.15	4.07	4.00	3.95	3.79	4.25	0.38
15	4.80	4.67	4.63	4.60	4.53	4.45	4.35	4.25	4.17	4.10	3.86	4.38	0.36
16	4.67	4.53	4.47	4.43	4.33	4.25	4.18	4.08	4.00	3.94	3.76	4.23	0.37
17	4.60	4.47	4.40	4.33	4.23	4.09	3.97	3.82	3.75	3.67	3.41	4.05	0.47
18	4.69	4.53	4.50	4.43	4.33	4.23	4.11	4.00	3.92	3.89	3.67	4.19	0.40
19	4.60	4.47	4.42	4.35	4.25	4.12	4.00	3.91	3.86	3.75	3.55	4.10	0.41
20	4.58	4.36	4.31	4.25	4.12	4.00	3.88	3.76	3.67	3.57	3.33	3.98	0.48
21	4.62	4.43	4.38	4.33	4.23	4.12	4.00	3.89	3.82	3.76	3.60	4.10	0.40
.													
29	4.30	4.09	4.03	4.00	3.85	3.75	3.63	3.50	3.47	3.40	3.18	3.74	0.44
30	4.20	4.00	3.93	3.90	3.79	3.67	3.58	3.50	3.44	3.38	3.21	3.69	0.39
31	4.31	4.11	4.04	4.00	3.85	3.75	3.64	3.50	3.42	3.38	3.16	3.75	0.45
32	4.23	4.00	3.96	3.89	3.79	3.71	3.64	3.54	3.47	3.40	3.20	3.72	0.38
33	4.40	4.17	4.08	4.00	3.91	3.82	3.71	3.57	3.50	3.44	3.30	3.82	0.44
34	4.17	4.00	3.88	3.83	3.70	3.62	3.54	3.43	3.39	3.33	3.19	3.64	0.39
35	4.00	3.80	3.74	3.67	3.60	3.52	3.45	3.37	3.33	3.29	3.17	3.55	0.32
36	4.19	3.95	3.90	3.85	3.69	3.56	3.48	3.38	3.34	3.25	3.00	3.59	0.47
.													
40	4.50	4.26	4.20	4.16	4.06	4.00	3.89	3.79	3.73	3.67	3.48	3.97	0.38
Scale	90%	80%	75%	70%	60%	50%	40%	30%	25%	20%	10%	Mean	S.D.
A	4.68	4.56	4.52	4.49	4.40	4.29	4.20	4.10	4.05	3.99	3.80	4.27	0.35
B	4.72	4.60	4.56	4.52	4.43	4.36	4.27	4.18	4.11	4.04	3.85	4.32	0.34
C	4.74	4.62	4.58	4.54	4.47	4.39	4.27	4.18	4.13	4.06	3.86	4.33	0.35
D	4.58	4.40	4.35	4.28	4.20	4.14	4.01	3.89	3.82	3.76	3.57	4.09	0.38
F	4.27	4.07	3.99	3.93	3.84	3.73	3.63	3.54	3.48	3.43	3.24	3.74	0.40
G	4.07	3.86	3.81	3.73	3.65	3.56	3.50	3.41	3.36	3.31	3.18	3.60	0.36
I	4.50	4.26	4.20	4.16	4.06	4.00	3.89	3.79	3.73	3.67	3.48	3.97	0.38

The statistics for items 22-28 and 37-39 are not computed.

**Table 7.2**  
**Subject: Allied Health and Health Sciences**  
**Four-Year Colleges and Universities**  
**Percentile Distributions of Class Means**  
**Based on 6060 Classes**

Item	90%	80%	75%	70%	60%	50%	40%	30%	25%	20%	10%	Mean	S.D.
1	4.83	4.71	4.67	4.61	4.50	4.40	4.29	4.14	4.05	3.94	3.61	4.30	0.50
2	4.86	4.75	4.70	4.66	4.56	4.44	4.33	4.18	4.08	4.00	3.62	4.32	0.52
3	4.89	4.79	4.75	4.70	4.60	4.50	4.40	4.25	4.17	4.05	3.71	4.39	0.49
4	4.82	4.71	4.67	4.60	4.50	4.38	4.25	4.08	4.00	3.86	3.47	4.25	0.56
5	4.85	4.73	4.67	4.62	4.50	4.38	4.25	4.07	3.97	3.82	3.40	4.24	0.59
6	4.87	4.75	4.70	4.65	4.54	4.43	4.30	4.13	4.02	3.89	3.50	4.29	0.57
7	4.95	4.90	4.88	4.85	4.79	4.74	4.67	4.59	4.54	4.47	4.23	4.64	0.37
8	4.86	4.75	4.70	4.67	4.56	4.46	4.33	4.20	4.11	4.00	3.65	4.34	0.50
9	4.79	4.67	4.60	4.55	4.44	4.33	4.21	4.06	4.00	3.86	3.52	4.23	0.52
10	4.90	4.82	4.77	4.73	4.65	4.55	4.43	4.29	4.20	4.10	3.79	4.43	0.48
11	4.90	4.80	4.75	4.70	4.60	4.50	4.36	4.18	4.07	3.92	3.53	4.33	0.58
12	4.93	4.85	4.81	4.77	4.69	4.59	4.47	4.31	4.22	4.10	3.72	4.43	0.53
13	4.89	4.78	4.73	4.68	4.58	4.47	4.35	4.18	4.07	3.94	3.59	4.33	0.55
14	4.82	4.70	4.64	4.59	4.48	4.36	4.22	4.07	3.97	3.85	3.48	4.24	0.56
15	4.92	4.82	4.77	4.73	4.64	4.53	4.41	4.24	4.14	4.00	3.60	4.37	0.56
16	4.83	4.72	4.68	4.63	4.54	4.43	4.33	4.20	4.11	4.00	3.69	4.33	0.48
17	4.75	4.57	4.50	4.44	4.31	4.17	4.00	3.82	3.70	3.57	3.17	4.04	0.63
18	4.80	4.67	4.62	4.56	4.44	4.33	4.20	4.04	3.92	3.80	3.45	4.21	0.56
19	4.78	4.63	4.56	4.50	4.38	4.25	4.13	3.95	3.86	3.74	3.38	4.15	0.57
20	4.67	4.52	4.45	4.40	4.28	4.16	4.02	3.90	3.79	3.70	3.42	4.08	0.52
21	4.75	4.59	4.53	4.47	4.35	4.22	4.09	3.92	3.83	3.73	3.41	4.13	0.54
.													
29	4.50	4.29	4.22	4.15	4.00	3.88	3.74	3.58	3.48	3.38	3.10	3.82	0.56
30	4.40	4.22	4.14	4.08	3.97	3.83	3.71	3.58	3.50	3.42	3.18	3.81	0.48
31	4.50	4.31	4.24	4.17	4.04	3.91	3.76	3.60	3.50	3.40	3.09	3.84	0.56
32	4.47	4.30	4.23	4.17	4.05	3.93	3.79	3.65	3.56	3.47	3.21	3.87	0.50
33	4.56	4.38	4.29	4.21	4.09	3.97	3.81	3.67	3.57	3.48	3.20	3.90	0.54
34	4.54	4.36	4.29	4.21	4.08	3.92	3.78	3.63	3.54	3.44	3.18	3.88	0.53
35	4.33	4.15	4.08	4.00	3.90	3.79	3.67	3.56	3.50	3.41	3.22	3.78	0.43
36	4.55	4.36	4.27	4.19	4.00	3.87	3.70	3.54	3.44	3.33	3.05	3.82	0.59
.													
40	4.60	4.44	4.38	4.33	4.22	4.11	4.00	3.86	3.77	3.67	3.33	4.03	0.51
.													
Scale	90%	80%	75%	70%	60%	50%	40%	30%	25%	20%	10%	Mean	S.D.
A	4.83	4.72	4.67	4.62	4.53	4.42	4.30	4.16	4.06	3.94	3.58	4.30	0.51
B	4.85	4.76	4.71	4.67	4.58	4.49	4.39	4.26	4.17	4.06	3.76	4.38	0.45
C	4.88	4.77	4.73	4.69	4.59	4.49	4.36	4.20	4.10	3.97	3.61	4.34	0.54
D	4.73	4.58	4.52	4.47	4.36	4.25	4.12	3.98	3.89	3.78	3.46	4.16	0.51
F	4.46	4.29	4.22	4.15	4.03	3.90	3.77	3.61	3.54	3.44	3.18	3.85	0.51
G	4.44	4.27	4.20	4.13	4.00	3.86	3.73	3.58	3.50	3.41	3.17	3.83	0.50
I	4.60	4.44	4.38	4.33	4.22	4.11	4.00	3.86	3.77	3.67	3.33	4.03	0.51

The statistics for items 22-28 and 37-39 are not computed.

**Table 7.2.1**  
**Subject: Dental Services**  
**Four-Year Colleges and Universities**  
**Percentile Distributions of Class Means**  
**Based on 198 Classes**

Item	90%	80%	75%	70%	60%	50%	40%	30%	25%	20%	10%	Mean	S.D.
1	4.78	4.69	4.63	4.57	4.47	4.38	4.25	4.12	4.05	3.77	3.52	4.24	0.52
2	4.80	4.71	4.63	4.58	4.47	4.33	4.20	4.08	3.92	3.71	3.33	4.20	0.58
3	4.82	4.72	4.68	4.62	4.54	4.43	4.27	4.12	4.00	3.87	3.53	4.27	0.53
4	4.75	4.67	4.64	4.53	4.38	4.22	4.08	3.94	3.80	3.58	3.21	4.11	0.61
5	4.78	4.67	4.63	4.57	4.44	4.25	4.10	3.91	3.81	3.55	3.18	4.12	0.62
6	4.75	4.71	4.66	4.61	4.52	4.42	4.29	4.15	4.04	3.83	3.47	4.25	0.56
7	4.93	4.88	4.87	4.85	4.78	4.72	4.67	4.58	4.52	4.48	4.21	4.63	0.33
8	4.80	4.74	4.70	4.63	4.55	4.47	4.32	4.22	4.14	3.96	3.50	4.31	0.51
9	4.77	4.67	4.63	4.59	4.50	4.41	4.27	4.15	4.07	3.92	3.47	4.25	0.53
10	4.87	4.79	4.74	4.72	4.66	4.56	4.45	4.30	4.20	4.06	3.65	4.39	0.52
11	4.86	4.73	4.71	4.68	4.60	4.46	4.29	4.14	4.00	3.85	3.29	4.25	0.64
12	4.88	4.80	4.74	4.71	4.60	4.48	4.33	4.15	4.04	3.92	3.24	4.28	0.65
13	4.86	4.74	4.71	4.67	4.58	4.47	4.27	4.13	4.03	3.87	3.25	4.26	0.61
14	4.75	4.64	4.61	4.57	4.44	4.32	4.20	4.03	3.92	3.77	3.25	4.16	0.60
15	4.85	4.74	4.70	4.68	4.59	4.45	4.29	4.11	4.03	3.84	3.28	4.26	0.63
16	4.81	4.71	4.70	4.66	4.51	4.42	4.31	4.17	4.02	3.88	3.55	4.29	0.52
17	4.68	4.53	4.50	4.42	4.29	4.04	3.88	3.64	3.39	3.28	3.08	3.95	0.67
18	4.75	4.64	4.59	4.55	4.42	4.29	4.10	3.75	3.64	3.56	3.34	4.11	0.60
19	4.72	4.60	4.57	4.54	4.41	4.23	4.08	3.77	3.67	3.53	3.28	4.09	0.61
20	4.70	4.60	4.53	4.50	4.35	4.16	4.04	3.91	3.79	3.68	3.29	4.06	0.64
21	4.69	4.59	4.54	4.50	4.35	4.21	4.04	3.81	3.73	3.52	3.25	4.06	0.61
.													
29	4.32	4.15	4.11	4.00	3.93	3.81	3.65	3.52	3.41	3.29	2.95	3.71	0.53
30	4.26	4.13	4.07	3.97	3.87	3.79	3.61	3.56	3.48	3.35	3.13	3.73	0.45
31	4.25	4.13	4.07	4.00	3.88	3.79	3.67	3.52	3.41	3.23	2.96	3.70	0.50
32	4.25	4.12	4.06	4.00	3.92	3.83	3.70	3.56	3.48	3.34	3.07	3.74	0.47
33	4.27	4.19	4.13	4.06	4.00	3.85	3.74	3.63	3.50	3.31	2.95	3.77	0.51
34	4.50	4.35	4.26	4.13	3.96	3.83	3.77	3.67	3.59	3.50	3.33	3.89	0.46
35	4.26	4.15	4.10	4.00	3.89	3.80	3.70	3.60	3.54	3.50	3.33	3.80	0.37
36	4.46	4.32	4.22	4.11	3.93	3.82	3.67	3.52	3.44	3.38	3.13	3.81	0.51
.													
40	4.44	4.31	4.27	4.23	4.13	4.00	3.91	3.67	3.50	3.38	3.05	3.86	0.57
.													
Scale	90%	80%	75%	70%	60%	50%	40%	30%	25%	20%	10%	Mean	S.D.
A	4.77	4.68	4.61	4.56	4.47	4.31	4.19	4.04	3.85	3.69	3.41	4.19	0.56
B	4.80	4.75	4.70	4.66	4.60	4.51	4.40	4.29	4.19	4.03	3.68	4.37	0.47
C	4.81	4.72	4.68	4.65	4.57	4.44	4.29	4.10	4.02	3.82	3.24	4.24	0.62
D	4.69	4.59	4.56	4.53	4.37	4.22	4.03	3.82	3.71	3.63	3.32	4.09	0.55
F	4.26	4.13	4.08	4.03	3.92	3.81	3.69	3.56	3.49	3.31	3.02	3.73	0.48
G	4.40	4.27	4.20	4.10	3.92	3.82	3.73	3.60	3.53	3.44	3.24	3.83	0.43
I	4.44	4.31	4.27	4.23	4.13	4.00	3.91	3.67	3.50	3.38	3.05	3.86	0.57

The statistics for items 22-28 and 37-39 are not computed.

**Table 7.2.2**  
**Subject: Health Services**  
**Four-Year Colleges and Universities**  
**Percentile Distributions of Class Means**  
**Based on 535 Classes**

Item	90%	80%	75%	70%	60%	50%	40%	30%	25%	20%	10%	Mean	S.D.
1	4.83	4.75	4.70	4.64	4.56	4.45	4.36	4.21	4.05	4.00	3.73	4.36	0.45
2	4.86	4.76	4.71	4.68	4.57	4.50	4.38	4.22	4.14	4.06	3.75	4.38	0.46
3	4.87	4.79	4.75	4.71	4.63	4.54	4.43	4.25	4.19	4.09	3.81	4.42	0.44
4	4.83	4.75	4.70	4.67	4.55	4.44	4.33	4.18	4.08	4.00	3.64	4.33	0.51
5	4.83	4.75	4.71	4.67	4.55	4.45	4.33	4.16	4.07	4.00	3.67	4.33	0.51
6	4.88	4.75	4.71	4.65	4.57	4.48	4.36	4.20	4.11	4.00	3.65	4.34	0.52
7	4.94	4.89	4.85	4.82	4.76	4.70	4.63	4.52	4.47	4.40	4.24	4.62	0.35
8	4.85	4.77	4.71	4.67	4.58	4.48	4.39	4.24	4.15	4.06	3.75	4.38	0.47
9	4.79	4.67	4.64	4.58	4.50	4.38	4.25	4.08	4.00	3.90	3.71	4.28	0.48
10	4.89	4.82	4.77	4.73	4.65	4.56	4.45	4.33	4.20	4.11	3.85	4.44	0.46
11	4.90	4.80	4.76	4.72	4.64	4.54	4.43	4.25	4.16	4.06	3.69	4.39	0.53
12	4.92	4.85	4.82	4.78	4.71	4.63	4.53	4.38	4.30	4.22	3.80	4.49	0.47
13	4.89	4.77	4.71	4.69	4.59	4.50	4.38	4.25	4.17	4.00	3.69	4.38	0.50
14	4.80	4.71	4.67	4.62	4.52	4.41	4.28	4.11	4.00	3.88	3.57	4.27	0.53
15	4.92	4.83	4.80	4.76	4.67	4.58	4.50	4.32	4.22	4.13	3.72	4.44	0.50
16	4.84	4.73	4.70	4.65	4.57	4.45	4.33	4.22	4.11	4.00	3.79	4.37	0.45
17	4.80	4.69	4.63	4.57	4.46	4.36	4.19	4.00	3.90	3.78	3.55	4.21	0.55
18	4.82	4.73	4.69	4.64	4.55	4.43	4.33	4.18	4.08	4.00	3.67	4.33	0.49
19	4.80	4.70	4.64	4.56	4.44	4.36	4.22	4.08	3.94	3.82	3.54	4.24	0.52
20	4.71	4.57	4.50	4.42	4.33	4.19	4.07	3.92	3.83	3.76	3.44	4.12	0.51
21	4.78	4.67	4.61	4.56	4.46	4.33	4.21	4.07	4.00	3.88	3.56	4.24	0.50
.													
29	4.44	4.24	4.16	4.10	4.00	3.89	3.75	3.61	3.50	3.40	3.15	3.82	0.51
30	4.36	4.18	4.10	4.05	3.95	3.82	3.72	3.59	3.50	3.43	3.18	3.80	0.45
31	4.45	4.25	4.18	4.10	4.00	3.88	3.73	3.60	3.55	3.44	3.16	3.83	0.51
32	4.43	4.25	4.17	4.11	4.00	3.89	3.75	3.60	3.53	3.48	3.24	3.85	0.48
33	4.50	4.32	4.24	4.16	4.06	3.92	3.79	3.63	3.56	3.47	3.25	3.88	0.50
34	4.38	4.15	4.08	4.00	3.88	3.76	3.65	3.54	3.47	3.39	3.15	3.76	0.47
35	4.27	4.08	4.00	3.94	3.82	3.73	3.63	3.50	3.45	3.41	3.25	3.74	0.39
36	4.36	4.16	4.06	4.00	3.83	3.69	3.56	3.43	3.33	3.27	3.00	3.69	0.52
.													
40	4.56	4.40	4.33	4.29	4.20	4.10	4.00	3.88	3.81	3.71	3.46	4.04	0.47
.													
Scale	90%	80%	75%	70%	60%	50%	40%	30%	25%	20%	10%	Mean	S.D.
A	4.83	4.76	4.71	4.67	4.56	4.48	4.36	4.22	4.12	4.03	3.73	4.36	0.46
B	4.84	4.75	4.71	4.67	4.60	4.50	4.42	4.30	4.22	4.10	3.85	4.41	0.43
C	4.87	4.78	4.74	4.69	4.62	4.54	4.43	4.26	4.18	4.07	3.71	4.39	0.49
D	4.76	4.67	4.61	4.56	4.46	4.36	4.23	4.06	3.97	3.83	3.61	4.25	0.48
F	4.40	4.25	4.17	4.10	4.01	3.87	3.74	3.61	3.54	3.47	3.23	3.84	0.48
G	4.32	4.10	4.03	3.96	3.84	3.72	3.62	3.50	3.44	3.37	3.16	3.73	0.44
I	4.56	4.40	4.33	4.29	4.20	4.10	4.00	3.88	3.81	3.71	3.46	4.04	0.47

The statistics for items 22-28 and 37-39 are not computed.



**Table 7.2.3**  
**Subject: Medical Technologies**  
**Four-Year Colleges and Universities**  
**Percentile Distributions of Class Means**  
**Based on 111 Classes**

Item	90%	80%	75%	70%	60%	50%	40%	30%	25%	20%	10%	Mean	S.D.
1	4.91	4.71	4.67	4.62	4.50	4.38	4.21	3.91	4.05	3.75	3.43	4.21	0.63
2	4.89	4.71	4.70	4.67	4.56	4.40	4.28	4.15	4.00	3.75	3.18	4.23	0.67
3	5.00	4.77	4.73	4.60	4.56	4.45	4.36	4.15	4.00	3.88	3.55	4.30	0.61
4	4.90	4.67	4.58	4.56	4.50	4.33	4.21	3.94	3.71	3.50	3.00	4.12	0.73
5	4.90	4.70	4.67	4.57	4.46	4.36	4.21	3.89	3.56	3.40	3.11	4.12	0.74
6	4.89	4.75	4.70	4.64	4.50	4.43	4.25	3.94	3.67	3.54	3.21	4.16	0.72
7	5.00	4.88	4.85	4.80	4.77	4.71	4.65	4.57	4.45	4.40	4.09	4.59	0.41
8	4.89	4.75	4.69	4.60	4.53	4.33	4.25	4.00	3.87	3.75	3.40	4.20	0.67
9	4.77	4.67	4.63	4.53	4.37	4.31	4.21	4.00	3.76	3.57	3.27	4.13	0.66
10	4.94	4.83	4.78	4.73	4.60	4.54	4.38	4.19	4.00	3.64	3.33	4.28	0.72
11	5.00	4.86	4.79	4.71	4.57	4.43	4.26	4.06	3.82	3.42	2.82	4.16	0.80
12	5.00	4.87	4.83	4.79	4.67	4.53	4.46	4.25	4.17	3.78	2.93	4.28	0.80
13	5.00	4.83	4.75	4.67	4.56	4.41	4.29	4.00	3.75	3.50	2.89	4.16	0.82
14	4.89	4.73	4.67	4.58	4.50	4.38	4.21	4.00	3.76	3.42	2.85	4.12	0.76
15	4.96	4.87	4.80	4.73	4.62	4.50	4.36	4.13	3.76	3.54	2.73	4.20	0.84
16	4.90	4.75	4.71	4.64	4.47	4.35	4.19	4.00	3.94	3.90	3.67	4.27	0.56
17	4.80	4.67	4.63	4.50	4.36	4.15	3.93	3.82	3.67	3.39	2.93	4.02	0.73
18	4.91	4.76	4.75	4.64	4.50	4.39	4.21	4.06	3.80	3.57	3.21	4.19	0.67
19	4.80	4.75	4.64	4.57	4.43	4.29	4.06	3.87	3.50	3.42	3.17	4.09	0.70
20	4.73	4.50	4.45	4.38	4.22	4.07	3.92	3.82	3.73	3.64	3.22	4.04	0.54
21	4.78	4.63	4.56	4.46	4.36	4.23	4.08	3.86	3.72	3.57	3.21	4.08	0.65
.													
29	4.55	4.27	4.20	4.11	3.86	3.71	3.64	3.46	3.41	3.33	2.86	3.74	0.58
30	4.42	4.21	4.13	4.00	3.83	3.71	3.67	3.50	3.41	3.21	3.00	3.73	0.53
31	4.56	4.33	4.20	4.14	3.86	3.75	3.60	3.38	3.21	3.07	2.78	3.70	0.64
32	4.54	4.31	4.25	4.13	4.00	3.79	3.67	3.53	3.41	3.26	3.00	3.79	0.57
33	4.62	4.50	4.36	4.18	4.00	3.85	3.71	3.59	3.50	3.36	3.00	3.83	0.61
34	4.42	4.29	4.25	4.20	4.09	3.89	3.75	3.60	3.54	3.50	3.36	3.88	0.48
35	4.36	4.17	4.11	4.04	3.93	3.83	3.71	3.57	3.50	3.43	3.33	3.82	0.42
36	4.53	4.29	4.25	4.14	4.00	3.90	3.71	3.54	3.41	3.33	3.07	3.82	0.57
.													
40	4.60	4.50	4.40	4.29	4.18	4.06	3.88	3.71	3.61	3.47	3.00	3.94	0.60
.													
Scale	90%	80%	75%	70%	60%	50%	40%	30%	25%	20%	10%	Mean	S.D.
A	4.90	4.70	4.64	4.60	4.48	4.43	4.25	3.98	3.87	3.62	3.28	4.19	0.66
B	4.86	4.75	4.68	4.64	4.54	4.46	4.36	4.15	3.93	3.70	3.56	4.27	0.61
C	4.96	4.79	4.75	4.70	4.58	4.45	4.31	4.08	3.83	3.55	2.83	4.18	0.79
D	4.80	4.68	4.60	4.48	4.41	4.25	4.10	3.95	3.67	3.58	3.28	4.12	0.61
F	4.52	4.28	4.24	4.09	3.89	3.76	3.66	3.55	3.40	3.27	2.96	3.76	0.58
G	4.39	4.24	4.21	4.12	4.03	3.86	3.74	3.56	3.51	3.48	3.27	3.84	0.47
I	4.60	4.50	4.40	4.29	4.18	4.06	3.88	3.71	3.61	3.47	3.00	3.94	0.60

The statistics for items 22-28 and 37-39 are not computed.

**Table 7.2.4**  
**Subject: Nursing**  
**Four-Year Colleges and Universities**  
**Percentile Distributions of Class Means**  
**Based on 3154 Classes**

Item	90%	80%	75%	70%	60%	50%	40%	30%	25%	20%	10%	Mean	S.D.
1	4.84	4.73	4.68	4.62	4.50	4.40	4.27	4.11	4.05	3.89	3.55	4.28	0.53
2	4.88	4.77	4.72	4.67	4.56	4.44	4.31	4.15	4.05	3.93	3.54	4.31	0.55
3	4.90	4.80	4.75	4.70	4.61	4.50	4.38	4.23	4.12	4.00	3.63	4.37	0.52
4	4.84	4.71	4.67	4.60	4.48	4.36	4.21	4.00	3.91	3.78	3.38	4.21	0.60
5	4.86	4.75	4.69	4.62	4.50	4.38	4.21	4.00	3.89	3.74	3.29	4.21	0.63
6	4.88	4.77	4.71	4.67	4.56	4.43	4.30	4.11	4.00	3.84	3.42	4.28	0.60
7	4.96	4.90	4.88	4.86	4.80	4.75	4.68	4.60	4.56	4.50	4.29	4.66	0.34
8	4.88	4.77	4.71	4.67	4.58	4.46	4.33	4.17	4.07	3.94	3.60	4.33	0.53
9	4.82	4.70	4.64	4.58	4.47	4.35	4.22	4.05	3.95	3.82	3.46	4.23	0.55
10	4.92	4.84	4.79	4.74	4.65	4.55	4.41	4.26	4.17	4.07	3.74	4.41	0.50
11	4.91	4.81	4.76	4.71	4.60	4.47	4.33	4.12	4.00	3.85	3.43	4.30	0.62
12	4.93	4.86	4.81	4.77	4.68	4.56	4.44	4.25	4.16	4.01	3.62	4.40	0.56
13	4.90	4.81	4.75	4.71	4.60	4.48	4.35	4.15	4.02	3.91	3.55	4.33	0.58
14	4.86	4.73	4.67	4.60	4.50	4.36	4.20	4.02	3.94	3.80	3.40	4.23	0.59
15	4.92	4.83	4.78	4.73	4.63	4.50	4.36	4.17	4.07	3.93	3.47	4.34	0.60
16	4.86	4.75	4.70	4.65	4.56	4.44	4.33	4.21	4.13	4.00	3.67	4.34	0.49
17	4.75	4.56	4.48	4.41	4.26	4.11	3.94	3.74	3.62	3.49	3.00	3.98	0.67
18	4.80	4.67	4.60	4.53	4.41	4.27	4.14	3.95	3.83	3.71	3.32	4.15	0.60
19	4.80	4.65	4.58	4.50	4.38	4.25	4.11	3.93	3.82	3.68	3.30	4.13	0.60
20	4.67	4.51	4.44	4.39	4.27	4.15	4.00	3.88	3.78	3.68	3.40	4.07	0.53
21	4.75	4.58	4.50	4.45	4.33	4.19	4.06	3.88	3.79	3.67	3.33	4.10	0.56
.													
29	4.53	4.33	4.26	4.19	4.06	3.90	3.76	3.58	3.48	3.38	3.09	3.84	0.58
30	4.46	4.26	4.19	4.13	4.00	3.88	3.75	3.60	3.52	3.43	3.18	3.84	0.50
31	4.53	4.34	4.27	4.20	4.07	3.93	3.80	3.62	3.52	3.42	3.09	3.86	0.58
32	4.52	4.35	4.29	4.21	4.10	4.00	3.84	3.69	3.60	3.50	3.24	3.91	0.52
33	4.60	4.41	4.33	4.24	4.12	4.00	3.85	3.69	3.59	3.50	3.20	3.93	0.55
34	4.62	4.45	4.38	4.32	4.19	4.06	3.90	3.72	3.60	3.50	3.21	3.97	0.54
35	4.44	4.23	4.16	4.09	3.97	3.85	3.73	3.60	3.52	3.44	3.23	3.83	0.46
36	4.61	4.44	4.37	4.29	4.14	4.00	3.83	3.63	3.53	3.41	3.10	3.91	0.59
.													
40	4.63	4.47	4.41	4.33	4.24	4.12	4.00	3.85	3.75	3.63	3.29	4.02	0.54
Scale	90%	80%	75%	70%	60%	50%	40%	30%	25%	20%	10%	Mean	S.D.
A	4.85	4.74	4.68	4.63	4.53	4.40	4.28	4.11	4.01	3.88	3.50	4.28	0.55
B	4.87	4.78	4.73	4.69	4.60	4.50	4.39	4.24	4.15	4.04	3.72	4.38	0.47
C	4.90	4.80	4.75	4.70	4.60	4.47	4.34	4.15	4.03	3.90	3.52	4.32	0.58
D	4.73	4.58	4.51	4.46	4.33	4.22	4.10	3.94	3.84	3.72	3.38	4.12	0.54
F	4.51	4.33	4.26	4.19	4.06	3.94	3.80	3.64	3.55	3.44	3.19	3.88	0.53
G	4.53	4.36	4.29	4.23	4.10	3.97	3.83	3.66	3.57	3.46	3.19	3.91	0.51
I	4.63	4.47	4.41	4.33	4.24	4.12	4.00	3.85	3.75	3.63	3.29	4.02	0.54

The statistics for items 22-28 and 37-39 are not computed.

**Table 7.2.5**  
**Subject: Rehabilitation Services**  
**Four-Year Colleges and Universities**  
**Percentile Distributions of Class Means**  
**Based on 258 Classes**

Item	90%	80%	75%	70%	60%	50%	40%	30%	25%	20%	10%	Mean	S.D.
1	4.77	4.69	4.65	4.61	4.53	4.44	4.34	4.25	4.05	4.10	3.67	4.32	0.52
2	4.82	4.75	4.71	4.67	4.59	4.50	4.44	4.33	4.26	4.15	3.86	4.39	0.51
3	4.87	4.78	4.75	4.71	4.67	4.58	4.50	4.41	4.35	4.26	3.92	4.48	0.42
4	4.78	4.71	4.67	4.64	4.55	4.46	4.38	4.26	4.17	4.03	3.69	4.33	0.51
5	4.77	4.67	4.63	4.60	4.50	4.43	4.29	4.18	4.09	4.00	3.50	4.26	0.55
6	4.80	4.71	4.67	4.64	4.55	4.45	4.33	4.25	4.14	4.04	3.62	4.32	0.52
7	4.96	4.91	4.88	4.87	4.83	4.80	4.74	4.69	4.67	4.62	4.45	4.73	0.27
8	4.78	4.70	4.67	4.64	4.57	4.50	4.40	4.32	4.25	4.14	3.76	4.38	0.44
9	4.67	4.60	4.54	4.48	4.40	4.33	4.26	4.16	4.07	4.00	3.64	4.24	0.46
10	4.88	4.80	4.77	4.73	4.67	4.60	4.55	4.44	4.38	4.31	4.00	4.51	0.41
11	4.85	4.75	4.71	4.67	4.58	4.50	4.42	4.25	4.17	4.09	3.74	4.37	0.53
12	4.92	4.86	4.83	4.80	4.72	4.64	4.55	4.47	4.40	4.33	4.04	4.53	0.45
13	4.82	4.71	4.67	4.63	4.54	4.47	4.39	4.21	4.11	4.00	3.85	4.35	0.48
14	4.71	4.61	4.57	4.53	4.44	4.33	4.25	4.11	4.06	3.96	3.69	4.24	0.51
15	4.89	4.80	4.76	4.73	4.63	4.55	4.47	4.33	4.28	4.18	3.80	4.43	0.48
16	4.80	4.70	4.67	4.61	4.55	4.48	4.39	4.29	4.22	4.13	3.78	4.35	0.52
17	4.64	4.55	4.48	4.44	4.38	4.23	4.11	3.92	3.82	3.59	3.25	4.07	0.61
18	4.75	4.64	4.58	4.55	4.46	4.39	4.29	4.17	4.05	3.91	3.54	4.25	0.52
19	4.65	4.53	4.50	4.44	4.35	4.24	4.15	4.00	3.92	3.80	3.36	4.14	0.51
20	4.58	4.44	4.39	4.33	4.20	4.12	4.00	3.87	3.78	3.70	3.50	4.04	0.47
21	4.65	4.53	4.48	4.42	4.35	4.25	4.18	4.06	3.95	3.83	3.54	4.16	0.48
.													
29	4.42	4.29	4.21	4.14	4.00	3.89	3.81	3.65	3.57	3.45	3.20	3.85	0.50
30	4.33	4.20	4.13	4.05	3.95	3.85	3.74	3.58	3.52	3.46	3.22	3.81	0.44
31	4.45	4.31	4.25	4.20	4.08	3.98	3.81	3.65	3.55	3.46	3.22	3.88	0.51
32	4.37	4.24	4.18	4.14	4.06	3.95	3.80	3.69	3.60	3.50	3.30	3.88	0.43
33	4.56	4.42	4.35	4.25	4.12	4.00	3.84	3.71	3.64	3.53	3.29	3.94	0.52
34	4.50	4.32	4.25	4.17	4.00	3.83	3.70	3.60	3.54	3.47	3.25	3.87	0.48
35	4.24	4.08	4.00	3.92	3.83	3.74	3.67	3.57	3.50	3.44	3.25	3.74	0.37
36	4.53	4.33	4.24	4.14	3.95	3.80	3.67	3.56	3.47	3.38	3.21	3.84	0.51
.													
40	4.54	4.42	4.38	4.33	4.25	4.17	4.06	3.94	3.88	3.78	3.54	4.07	0.48
.													
Scale	90%	80%	75%	70%	60%	50%	40%	30%	25%	20%	10%	Mean	S.D.
A	4.77	4.69	4.66	4.63	4.55	4.47	4.42	4.28	4.22	4.15	3.73	4.36	0.48
B	4.77	4.72	4.69	4.66	4.58	4.53	4.46	4.38	4.34	4.24	3.87	4.43	0.38
C	4.82	4.73	4.69	4.65	4.57	4.51	4.43	4.29	4.24	4.12	3.79	4.38	0.47
D	4.63	4.51	4.48	4.44	4.35	4.27	4.17	4.06	3.97	3.90	3.56	4.16	0.46
F	4.41	4.28	4.21	4.14	4.04	3.92	3.84	3.67	3.56	3.50	3.26	3.87	0.46
G	4.39	4.23	4.17	4.09	3.91	3.79	3.68	3.56	3.51	3.44	3.29	3.82	0.43
I	4.54	4.42	4.38	4.33	4.25	4.17	4.06	3.94	3.88	3.78	3.54	4.07	0.48

The statistics for items 22-28 and 37-39 are not computed.

**Table 7.3**  
**Subject: Architecture and Environmental Design**  
**Four-Year Colleges and Universities**  
**Percentile Distributions of Class Means**  
**Based on 735 Classes**

Item	90%	80%	75%	70%	60%	50%	40%	30%	25%	20%	10%	Mean	S.D.
1	4.69	4.55	4.50	4.42	4.30	4.20	4.00	3.89	4.05	3.67	3.36	4.09	0.53
2	4.75	4.63	4.55	4.50	4.36	4.25	4.13	4.00	3.89	3.78	3.39	4.15	0.56
3	4.82	4.71	4.67	4.63	4.53	4.40	4.27	4.14	4.00	3.92	3.58	4.30	0.50
4	4.67	4.50	4.44	4.36	4.23	4.09	3.92	3.76	3.64	3.50	3.09	3.97	0.63
5	4.67	4.54	4.50	4.42	4.29	4.14	4.00	3.82	3.71	3.63	3.25	4.04	0.58
6	4.73	4.58	4.50	4.45	4.31	4.19	4.00	3.86	3.73	3.63	3.26	4.07	0.60
7	4.92	4.85	4.80	4.77	4.69	4.59	4.47	4.33	4.22	4.11	3.76	4.44	0.51
8	4.75	4.63	4.58	4.50	4.40	4.27	4.15	4.00	3.91	3.82	3.50	4.18	0.53
9	4.67	4.55	4.50	4.44	4.31	4.20	4.08	3.92	3.83	3.71	3.33	4.10	0.53
10	4.88	4.75	4.71	4.67	4.56	4.45	4.30	4.15	4.07	4.00	3.67	4.33	0.51
11	4.80	4.64	4.60	4.55	4.43	4.30	4.15	4.00	3.86	3.76	3.40	4.17	0.59
12	4.88	4.77	4.71	4.65	4.55	4.43	4.29	4.13	4.00	3.90	3.50	4.29	0.57
13	4.79	4.65	4.59	4.53	4.41	4.29	4.14	4.00	3.90	3.78	3.44	4.18	0.57
14	4.69	4.55	4.50	4.43	4.27	4.14	4.00	3.80	3.70	3.58	3.26	4.03	0.59
15	4.82	4.71	4.64	4.58	4.47	4.38	4.24	4.08	4.00	3.85	3.45	4.24	0.55
16	4.64	4.44	4.37	4.28	4.13	3.95	3.79	3.63	3.55	3.35	3.00	3.87	0.66
17	4.70	4.50	4.42	4.33	4.17	4.00	3.89	3.69	3.61	3.50	3.07	3.94	0.67
18	4.73	4.57	4.50	4.43	4.33	4.17	4.00	3.88	3.79	3.67	3.29	4.09	0.59
19	4.67	4.45	4.38	4.33	4.18	4.06	3.91	3.75	3.67	3.50	3.13	3.96	0.61
20	4.55	4.40	4.33	4.29	4.11	4.00	3.79	3.58	3.50	3.38	3.07	3.86	0.63
21	4.67	4.53	4.45	4.40	4.25	4.10	4.00	3.81	3.71	3.60	3.21	4.02	0.58
.													
29	4.53	4.36	4.29	4.21	4.11	3.92	3.80	3.63	3.52	3.42	3.10	3.87	0.59
30	4.44	4.29	4.20	4.14	4.00	3.91	3.80	3.67	3.56	3.47	3.19	3.86	0.50
31	4.50	4.33	4.27	4.20	4.08	3.93	3.80	3.63	3.55	3.44	3.14	3.87	0.55
32	4.57	4.40	4.33	4.25	4.11	4.00	3.86	3.70	3.64	3.55	3.27	3.94	0.52
33	4.69	4.53	4.45	4.38	4.22	4.09	3.93	3.77	3.67	3.56	3.29	4.02	0.58
34	4.75	4.58	4.46	4.36	4.20	4.00	3.88	3.71	3.64	3.56	3.27	4.02	0.55
35	4.31	4.13	4.05	4.00	3.89	3.78	3.67	3.56	3.48	3.42	3.21	3.77	0.42
36	4.75	4.60	4.46	4.38	4.23	4.06	3.88	3.71	3.62	3.50	3.19	4.00	0.60
.													
40	4.58	4.45	4.38	4.30	4.17	4.06	3.92	3.75	3.67	3.56	3.20	3.96	0.57
.													
Scale	90%	80%	75%	70%	60%	50%	40%	30%	25%	20%	10%	Mean	S.D.
A	4.69	4.56	4.51	4.45	4.32	4.20	4.08	3.93	3.84	3.71	3.37	4.11	0.52
B	4.74	4.63	4.59	4.53	4.42	4.31	4.20	4.05	3.98	3.88	3.57	4.22	0.48
C	4.76	4.64	4.58	4.53	4.41	4.31	4.18	4.02	3.89	3.78	3.47	4.18	0.55
D	4.63	4.46	4.40	4.33	4.20	4.08	3.93	3.78	3.67	3.58	3.29	3.99	0.56
F	4.51	4.37	4.30	4.22	4.12	3.98	3.83	3.71	3.62	3.49	3.21	3.91	0.53
G	4.57	4.39	4.31	4.24	4.12	3.93	3.80	3.67	3.60	3.52	3.26	3.93	0.49
I	4.58	4.45	4.38	4.30	4.17	4.06	3.92	3.75	3.67	3.56	3.20	3.96	0.57

The statistics for items 22-28 and 37-39 are not computed.

**Table 7.4**  
**Subject: Area and Ethnic Studies**  
**Four-Year Colleges and Universities**  
**Percentile Distributions of Class Means**  
**Based on 181 Classes**

Item	90%	80%	75%	70%	60%	50%	40%	30%	25%	20%	10%	Mean	S.D.
1	4.83	4.73	4.69	4.64	4.54	4.43	4.29	4.10	4.05	3.85	3.45	4.26	0.57
2	4.82	4.76	4.73	4.70	4.60	4.48	4.36	4.15	4.04	3.96	3.60	4.33	0.51
3	4.87	4.80	4.79	4.76	4.67	4.60	4.48	4.30	4.20	4.13	3.78	4.43	0.47
4	4.83	4.71	4.70	4.64	4.56	4.43	4.28	4.08	4.00	3.88	3.42	4.27	0.57
5	4.82	4.75	4.73	4.70	4.57	4.45	4.31	4.14	4.00	3.90	3.41	4.27	0.59
6	4.85	4.76	4.72	4.69	4.57	4.44	4.24	4.07	4.00	3.86	3.52	4.27	0.56
7	4.91	4.86	4.83	4.80	4.75	4.70	4.57	4.42	4.37	4.24	3.94	4.52	0.48
8	4.83	4.72	4.68	4.67	4.56	4.44	4.33	4.23	4.10	4.00	3.56	4.33	0.49
9	4.77	4.72	4.65	4.61	4.48	4.36	4.28	4.08	4.00	3.89	3.54	4.27	0.51
10	4.89	4.84	4.81	4.77	4.72	4.64	4.54	4.43	4.35	4.31	3.95	4.51	0.43
11	4.88	4.79	4.77	4.74	4.65	4.55	4.46	4.31	4.11	4.05	3.62	4.38	0.56
12	4.91	4.85	4.82	4.79	4.73	4.64	4.57	4.44	4.30	4.17	3.83	4.48	0.50
13	4.85	4.78	4.75	4.71	4.61	4.53	4.42	4.25	4.13	4.00	3.75	4.36	0.54
14	4.78	4.68	4.65	4.60	4.50	4.43	4.31	4.14	4.07	3.90	3.64	4.28	0.52
15	4.92	4.82	4.79	4.76	4.71	4.62	4.53	4.40	4.25	4.18	3.82	4.45	0.51
16	4.77	4.70	4.65	4.60	4.47	4.40	4.24	4.10	4.00	3.85	3.58	4.26	0.53
17	4.82	4.69	4.65	4.63	4.50	4.38	4.26	4.08	3.91	3.77	3.50	4.23	0.57
18	4.83	4.74	4.68	4.65	4.57	4.49	4.33	4.20	4.03	3.89	3.62	4.32	0.53
19	4.78	4.65	4.63	4.58	4.46	4.35	4.21	4.10	4.00	3.91	3.59	4.24	0.53
20	4.78	4.64	4.58	4.48	4.38	4.27	4.09	3.96	3.85	3.75	3.44	4.16	0.54
21	4.80	4.67	4.63	4.58	4.48	4.35	4.23	4.07	4.00	3.81	3.41	4.21	0.57
.													
29	4.60	4.44	4.39	4.32	4.20	4.05	3.86	3.68	3.56	3.44	3.17	3.94	0.61
30	4.50	4.31	4.25	4.20	4.09	3.91	3.79	3.65	3.60	3.54	3.19	3.89	0.52
31	4.63	4.40	4.33	4.30	4.23	4.00	3.89	3.74	3.67	3.47	3.06	3.94	0.60
32	4.65	4.50	4.44	4.36	4.23	4.09	3.94	3.81	3.73	3.60	3.31	4.03	0.54
33	4.62	4.43	4.38	4.33	4.17	4.05	3.93	3.71	3.62	3.53	3.24	3.96	0.58
34	4.38	4.20	4.14	4.11	4.00	3.85	3.78	3.65	3.63	3.56	3.36	3.87	0.41
35	4.31	4.13	4.08	4.00	3.92	3.75	3.67	3.55	3.53	3.47	3.28	3.80	0.41
36	4.43	4.23	4.17	4.10	4.00	3.88	3.73	3.57	3.52	3.47	3.27	3.84	0.46
.													
40	4.57	4.44	4.38	4.33	4.22	4.10	4.00	3.85	3.74	3.64	3.35	4.02	0.50
.													
Scale	90%	80%	75%	70%	60%	50%	40%	30%	25%	20%	10%	Mean	S.D.
A	4.81	4.75	4.72	4.68	4.58	4.49	4.35	4.16	4.04	3.97	3.57	4.32	0.53
B	4.83	4.75	4.73	4.71	4.59	4.49	4.39	4.20	4.15	4.06	3.67	4.38	0.45
C	4.85	4.77	4.75	4.71	4.63	4.56	4.45	4.27	4.20	4.09	3.72	4.39	0.51
D	4.78	4.66	4.63	4.61	4.50	4.39	4.27	4.14	4.03	3.96	3.61	4.27	0.50
F	4.61	4.42	4.34	4.27	4.18	4.03	3.89	3.72	3.63	3.57	3.21	3.95	0.55
G	4.34	4.18	4.10	4.05	3.96	3.82	3.71	3.61	3.56	3.51	3.36	3.84	0.40
I	4.57	4.44	4.38	4.33	4.22	4.10	4.00	3.85	3.74	3.64	3.35	4.02	0.50

The statistics for items 22-28 and 37-39 are not computed.

**Table 7.5**  
**Subject: Business and Management**  
**Four-Year Colleges and Universities**  
**Percentile Distributions of Class Means**  
**Based on 20668 Classes**

Item	90%	80%	75%	70%	60%	50%	40%	30%	25%	20%	10%	Mean	S.D.
1	4.75	4.64	4.58	4.53	4.44	4.33	4.22	4.08	4.05	3.89	3.60	4.24	0.48
2	4.80	4.70	4.65	4.60	4.50	4.41	4.30	4.16	4.08	4.00	3.69	4.31	0.47
3	4.84	4.74	4.70	4.65	4.56	4.47	4.36	4.23	4.15	4.06	3.76	4.37	0.45
4	4.77	4.65	4.60	4.55	4.44	4.33	4.21	4.07	4.00	3.88	3.56	4.23	0.50
5	4.78	4.65	4.60	4.54	4.42	4.30	4.17	4.00	3.89	3.78	3.42	4.18	0.56
6	4.78	4.67	4.60	4.55	4.43	4.31	4.17	4.00	3.88	3.75	3.39	4.18	0.57
7	4.92	4.86	4.83	4.80	4.73	4.67	4.57	4.44	4.37	4.25	3.85	4.50	0.50
8	4.79	4.67	4.63	4.58	4.47	4.36	4.24	4.09	4.00	3.89	3.58	4.26	0.50
9	4.71	4.58	4.52	4.47	4.36	4.25	4.13	4.00	3.91	3.81	3.53	4.17	0.48
10	4.87	4.76	4.71	4.67	4.57	4.47	4.36	4.23	4.14	4.05	3.76	4.38	0.46
11	4.83	4.73	4.67	4.63	4.53	4.42	4.29	4.13	4.04	3.92	3.58	4.29	0.53
12	4.89	4.80	4.77	4.73	4.65	4.56	4.45	4.32	4.25	4.15	3.85	4.44	0.46
13	4.81	4.69	4.64	4.59	4.48	4.37	4.25	4.10	4.00	3.90	3.57	4.26	0.51
14	4.75	4.62	4.56	4.50	4.40	4.28	4.16	4.00	3.92	3.82	3.52	4.19	0.50
15	4.86	4.77	4.72	4.68	4.59	4.50	4.38	4.24	4.15	4.05	3.71	4.37	0.49
16	4.78	4.67	4.61	4.57	4.47	4.38	4.27	4.14	4.06	3.97	3.67	4.28	0.46
17	4.69	4.53	4.47	4.40	4.27	4.14	4.00	3.83	3.73	3.62	3.29	4.05	0.57
18	4.75	4.63	4.57	4.50	4.41	4.30	4.18	4.04	3.95	3.85	3.54	4.21	0.49
19	4.68	4.53	4.47	4.41	4.29	4.17	4.03	3.88	3.78	3.67	3.35	4.08	0.54
20	4.57	4.41	4.35	4.29	4.18	4.07	3.94	3.81	3.72	3.63	3.36	4.00	0.49
21	4.69	4.55	4.48	4.43	4.31	4.20	4.07	3.92	3.83	3.73	3.42	4.11	0.52
.													
29	4.30	4.12	4.05	4.00	3.85	3.72	3.60	3.46	3.38	3.29	3.00	3.68	0.52
30	4.24	4.07	4.00	3.92	3.80	3.69	3.58	3.46	3.39	3.31	3.09	3.67	0.46
31	4.28	4.08	4.00	3.92	3.79	3.67	3.53	3.38	3.29	3.19	2.91	3.62	0.54
32	4.29	4.10	4.00	3.96	3.83	3.72	3.60	3.47	3.40	3.31	3.08	3.70	0.49
33	4.35	4.15	4.07	4.00	3.87	3.74	3.62	3.47	3.39	3.30	3.05	3.71	0.52
34	4.27	4.09	4.00	3.96	3.86	3.76	3.67	3.56	3.50	3.43	3.26	3.76	0.40
35	4.13	3.94	3.88	3.83	3.72	3.63	3.55	3.45	3.40	3.34	3.20	3.65	0.36
36	4.36	4.17	4.09	4.00	3.89	3.78	3.67	3.53	3.46	3.39	3.19	3.77	0.46
.													
40	4.50	4.36	4.30	4.24	4.13	4.00	3.90	3.75	3.67	3.57	3.27	3.94	0.51
.													
Scale	90%	80%	75%	70%	60%	50%	40%	30%	25%	20%	10%	Mean	S.D.
A	4.77	4.66	4.61	4.56	4.47	4.37	4.25	4.11	4.03	3.92	3.63	4.27	0.47
B	4.78	4.68	4.63	4.59	4.50	4.40	4.28	4.14	4.06	3.96	3.68	4.30	0.46
C	4.81	4.71	4.66	4.61	4.52	4.42	4.31	4.17	4.08	3.98	3.67	4.31	0.48
D	4.65	4.52	4.46	4.41	4.30	4.20	4.08	3.95	3.87	3.77	3.49	4.12	0.47
F	4.27	4.09	4.02	3.95	3.82	3.71	3.59	3.46	3.38	3.29	3.05	3.68	0.49
G	4.21	4.04	3.98	3.92	3.82	3.72	3.63	3.53	3.47	3.42	3.26	3.73	0.37
I	4.50	4.36	4.30	4.24	4.13	4.00	3.90	3.75	3.67	3.57	3.27	3.94	0.51

The statistics for items 22-28 and 37-39 are not computed.

**Table 7.5.1**  
**Subject: Accounting**  
**Four-Year Colleges and Universities**  
**Percentile Distributions of Class Means**  
**Based on 4647 Classes**

Item	90%	80%	75%	70%	60%	50%	40%	30%	25%	20%	10%	Mean	S.D.
1	4.75	4.64	4.58	4.53	4.44	4.33	4.23	4.09	4.05	3.91	3.63	4.25	0.46
2	4.80	4.71	4.67	4.62	4.52	4.42	4.31	4.16	4.08	4.00	3.67	4.32	0.46
3	4.85	4.75	4.71	4.67	4.58	4.48	4.38	4.23	4.14	4.05	3.75	4.38	0.45
4	4.79	4.67	4.63	4.57	4.47	4.36	4.24	4.09	4.00	3.89	3.57	4.26	0.49
5	4.76	4.64	4.58	4.53	4.41	4.29	4.14	3.96	3.85	3.73	3.36	4.16	0.57
6	4.73	4.60	4.55	4.48	4.37	4.25	4.09	3.90	3.79	3.67	3.31	4.11	0.57
7	4.92	4.87	4.84	4.81	4.75	4.69	4.61	4.50	4.44	4.36	4.06	4.56	0.43
8	4.76	4.64	4.60	4.54	4.44	4.33	4.21	4.05	3.94	3.83	3.50	4.22	0.51
9	4.71	4.59	4.54	4.50	4.38	4.29	4.17	4.04	3.95	3.86	3.55	4.20	0.47
10	4.86	4.75	4.69	4.65	4.56	4.45	4.35	4.21	4.11	4.00	3.72	4.35	0.47
11	4.83	4.73	4.67	4.63	4.53	4.42	4.30	4.14	4.03	3.92	3.57	4.29	0.53
12	4.89	4.81	4.77	4.74	4.67	4.58	4.47	4.35	4.27	4.18	3.88	4.47	0.43
13	4.80	4.69	4.64	4.59	4.50	4.37	4.25	4.10	4.00	3.89	3.56	4.26	0.51
14	4.75	4.62	4.56	4.50	4.40	4.29	4.17	4.04	3.94	3.84	3.50	4.20	0.50
15	4.85	4.76	4.71	4.67	4.58	4.50	4.38	4.25	4.15	4.04	3.73	4.37	0.48
16	4.78	4.67	4.63	4.59	4.50	4.43	4.33	4.20	4.13	4.05	3.80	4.34	0.41
17	4.65	4.50	4.44	4.38	4.26	4.13	4.00	3.86	3.77	3.65	3.32	4.05	0.54
18	4.75	4.64	4.59	4.53	4.44	4.33	4.22	4.08	4.00	3.90	3.62	4.24	0.47
19	4.65	4.50	4.45	4.39	4.29	4.17	4.05	3.88	3.80	3.68	3.38	4.08	0.52
20	4.56	4.43	4.37	4.31	4.21	4.11	4.00	3.88	3.80	3.71	3.44	4.04	0.47
21	4.69	4.56	4.50	4.44	4.35	4.24	4.12	4.00	3.87	3.77	3.48	4.14	0.49
.													
29	4.29	4.13	4.06	4.00	3.87	3.75	3.62	3.47	3.38	3.27	3.00	3.68	0.52
30	4.21	4.04	4.00	3.91	3.79	3.68	3.57	3.44	3.37	3.29	3.03	3.65	0.46
31	4.17	4.00	3.89	3.83	3.70	3.56	3.43	3.28	3.19	3.09	2.80	3.52	0.53
32	4.21	4.04	3.97	3.90	3.79	3.67	3.55	3.42	3.33	3.26	3.00	3.64	0.47
33	4.26	4.08	4.00	3.93	3.80	3.67	3.54	3.40	3.33	3.23	3.00	3.64	0.51
34	4.36	4.20	4.13	4.08	4.00	3.88	3.78	3.69	3.63	3.57	3.41	3.87	0.37
35	4.14	3.97	3.90	3.85	3.75	3.66	3.57	3.47	3.42	3.35	3.21	3.66	0.36
36	4.50	4.33	4.27	4.22	4.12	4.00	3.92	3.81	3.75	3.69	3.50	4.00	0.39
.													
40	4.52	4.37	4.31	4.25	4.13	4.00	3.90	3.75	3.67	3.57	3.25	3.94	0.51
Scale	90%	80%	75%	70%	60%	50%	40%	30%	25%	20%	10%	Mean	S.D.
A	4.77	4.66	4.62	4.57	4.48	4.38	4.26	4.11	4.02	3.91	3.63	4.27	0.47
B	4.76	4.67	4.62	4.57	4.48	4.38	4.27	4.13	4.05	3.95	3.66	4.29	0.45
C	4.80	4.71	4.66	4.62	4.52	4.42	4.32	4.18	4.09	3.98	3.66	4.32	0.47
D	4.64	4.51	4.47	4.42	4.32	4.23	4.12	3.98	3.91	3.82	3.55	4.15	0.44
F	4.20	4.04	3.97	3.90	3.78	3.66	3.54	3.42	3.33	3.24	2.99	3.63	0.48
G	4.29	4.14	4.08	4.03	3.93	3.85	3.76	3.67	3.62	3.57	3.42	3.85	0.34
I	4.52	4.37	4.31	4.25	4.13	4.00	3.90	3.75	3.67	3.57	3.25	3.94	0.51

The statistics for items 22-28 and 37-39 are not computed.

**Table 7.5.2**  
**Subject: Administrative Support**  
**Four-Year Colleges and Universities**  
**Percentile Distributions of Class Means**  
**Based on 60 Classes**

Item	90%	80%	75%	70%	60%	50%	40%	30%	25%	20%	10%	Mean	S.D.
1	4.83	4.65	4.54	4.47	4.39	4.29	4.20	4.14	4.05	3.92	3.49	4.23	0.49
2	4.83	4.66	4.62	4.60	4.52	4.43	4.32	4.13	4.06	3.94	3.61	4.31	0.45
3	4.83	4.77	4.73	4.67	4.55	4.44	4.35	4.21	4.13	4.04	3.65	4.36	0.45
4	4.76	4.65	4.60	4.55	4.43	4.34	4.24	3.99	3.87	3.81	3.50	4.23	0.49
5	4.79	4.66	4.56	4.50	4.42	4.36	4.25	4.08	3.90	3.83	3.34	4.20	0.58
6	4.81	4.63	4.59	4.57	4.50	4.39	4.29	4.12	3.93	3.77	3.49	4.23	0.57
7	4.93	4.89	4.83	4.81	4.73	4.66	4.57	4.43	4.36	4.18	3.68	4.50	0.50
8	4.83	4.67	4.63	4.58	4.54	4.47	4.28	4.10	3.94	3.86	3.50	4.28	0.50
9	4.78	4.66	4.51	4.47	4.41	4.35	4.21	4.05	3.89	3.80	3.52	4.20	0.52
10	4.89	4.75	4.71	4.67	4.57	4.50	4.42	4.30	4.23	3.91	3.58	4.36	0.51
11	4.91	4.73	4.68	4.67	4.55	4.45	4.31	4.23	4.15	3.94	3.54	4.32	0.56
12	4.86	4.79	4.76	4.73	4.66	4.51	4.45	4.28	4.21	4.05	3.73	4.40	0.53
13	4.86	4.70	4.67	4.63	4.54	4.41	4.29	4.14	4.11	3.91	3.55	4.28	0.55
14	4.87	4.60	4.57	4.55	4.45	4.37	4.31	4.11	4.04	3.69	3.37	4.23	0.55
15	4.91	4.79	4.70	4.66	4.59	4.54	4.39	4.29	4.25	4.16	3.59	4.37	0.56
16	4.83	4.70	4.68	4.61	4.45	4.29	4.19	4.06	3.92	3.88	3.57	4.26	0.48
17	4.83	4.63	4.56	4.48	4.33	4.27	4.17	3.92	3.80	3.69	3.17	4.11	0.64
18	4.83	4.67	4.59	4.52	4.38	4.31	4.25	4.00	3.97	3.86	3.38	4.22	0.55
19	4.80	4.63	4.57	4.49	4.43	4.34	4.16	3.96	3.83	3.78	3.44	4.18	0.54
20	4.75	4.55	4.53	4.50	4.40	4.23	4.10	3.80	3.73	3.67	3.52	4.14	0.52
21	4.77	4.64	4.55	4.50	4.36	4.29	4.13	4.00	3.92	3.75	3.38	4.16	0.56
.													
29	4.45	4.21	4.06	3.97	3.84	3.71	3.62	3.44	3.41	3.33	3.03	3.71	0.55
30	4.36	4.21	4.10	4.00	3.84	3.74	3.67	3.57	3.50	3.46	3.12	3.77	0.49
31	4.50	4.22	4.07	4.00	3.86	3.73	3.59	3.38	3.21	3.14	2.93	3.68	0.62
32	4.56	4.27	4.07	3.94	3.88	3.74	3.69	3.53	3.48	3.33	3.00	3.75	0.57
33	4.53	4.28	4.19	4.09	4.00	3.87	3.78	3.69	3.50	3.44	3.20	3.84	0.56
34	4.28	4.11	4.02	4.00	3.79	3.69	3.58	3.46	3.38	3.33	3.09	3.71	0.46
35	4.33	4.11	4.00	4.00	3.82	3.69	3.57	3.46	3.38	3.30	3.23	3.73	0.43
36	4.37	4.10	4.09	4.02	3.79	3.66	3.57	3.46	3.41	3.22	3.07	3.68	0.51
.													
40	4.66	4.36	4.31	4.26	4.08	4.00	3.87	3.73	3.67	3.57	3.33	3.95	0.52
.													
Scale	90%	80%	75%	70%	60%	50%	40%	30%	25%	20%	10%	Mean	S.D.
A	4.80	4.62	4.59	4.52	4.45	4.40	4.28	4.09	3.97	3.89	3.57	4.26	0.48
B	4.82	4.66	4.63	4.59	4.57	4.47	4.31	4.19	4.12	3.96	3.56	4.31	0.49
C	4.88	4.69	4.65	4.62	4.57	4.45	4.35	4.25	4.16	3.97	3.64	4.32	0.54
D	4.73	4.64	4.50	4.47	4.40	4.33	4.15	3.98	3.95	3.77	3.41	4.16	0.53
F	4.44	4.28	4.07	3.98	3.85	3.74	3.64	3.56	3.44	3.38	3.08	3.75	0.54
G	4.25	4.11	4.02	3.93	3.81	3.71	3.61	3.52	3.43	3.24	3.11	3.71	0.44
I	4.66	4.36	4.31	4.26	4.08	4.00	3.87	3.73	3.67	3.57	3.33	3.95	0.52

The statistics for items 22-28 and 37-39 are not computed.



**Table 7.5.3**  
**Subject: Banking and Finance**  
**Four-Year Colleges and Universities**  
**Percentile Distributions of Class Means**  
**Based on 2207 Classes**

Item	90%	80%	75%	70%	60%	50%	40%	30%	25%	20%	10%	Mean	S.D.
1	4.69	4.58	4.52	4.46	4.36	4.24	4.13	4.00	4.05	3.80	3.50	4.16	0.48
2	4.77	4.65	4.60	4.55	4.45	4.36	4.25	4.11	4.00	3.91	3.64	4.27	0.46
3	4.83	4.72	4.67	4.63	4.53	4.44	4.32	4.18	4.10	4.00	3.69	4.34	0.46
4	4.73	4.60	4.55	4.50	4.38	4.27	4.16	4.00	3.93	3.81	3.50	4.19	0.49
5	4.72	4.58	4.52	4.45	4.31	4.18	4.04	3.86	3.76	3.63	3.27	4.08	0.58
6	4.70	4.56	4.50	4.42	4.28	4.13	3.96	3.76	3.65	3.52	3.15	4.02	0.61
7	4.90	4.82	4.77	4.73	4.63	4.50	4.36	4.11	3.95	3.82	3.40	4.30	0.62
8	4.73	4.60	4.54	4.48	4.35	4.23	4.09	3.92	3.84	3.71	3.38	4.13	0.54
9	4.69	4.55	4.50	4.43	4.33	4.20	4.08	3.93	3.85	3.76	3.48	4.13	0.49
10	4.83	4.73	4.68	4.63	4.53	4.41	4.29	4.14	4.06	3.96	3.64	4.31	0.48
11	4.80	4.67	4.63	4.57	4.46	4.33	4.18	4.00	3.90	3.78	3.42	4.21	0.55
12	4.86	4.77	4.73	4.69	4.60	4.50	4.37	4.24	4.16	4.07	3.73	4.38	0.47
13	4.78	4.67	4.60	4.55	4.42	4.29	4.15	4.00	3.89	3.78	3.44	4.19	0.53
14	4.72	4.60	4.55	4.47	4.36	4.22	4.08	3.93	3.86	3.74	3.44	4.14	0.52
15	4.83	4.73	4.68	4.64	4.53	4.40	4.28	4.12	4.04	3.92	3.56	4.29	0.52
16	4.71	4.61	4.56	4.50	4.42	4.33	4.21	4.08	4.00	3.90	3.67	4.24	0.44
17	4.61	4.46	4.38	4.30	4.17	4.04	3.88	3.73	3.61	3.50	3.17	3.95	0.57
18	4.70	4.57	4.50	4.44	4.33	4.21	4.08	3.94	3.87	3.77	3.47	4.14	0.49
19	4.63	4.46	4.40	4.33	4.20	4.07	3.92	3.76	3.67	3.55	3.24	3.99	0.54
20	4.48	4.31	4.25	4.18	4.06	3.93	3.80	3.65	3.55	3.47	3.22	3.88	0.51
21	4.67	4.50	4.42	4.38	4.25	4.12	4.00	3.83	3.74	3.64	3.32	4.04	0.53
.													
29	4.27	4.08	4.00	3.94	3.80	3.67	3.56	3.43	3.33	3.24	2.93	3.64	0.52
30	4.18	4.00	3.92	3.86	3.73	3.62	3.52	3.39	3.31	3.22	3.00	3.60	0.46
31	4.25	4.04	3.96	3.88	3.75	3.62	3.50	3.33	3.23	3.13	2.86	3.58	0.54
32	4.25	4.06	4.00	3.91	3.79	3.68	3.56	3.43	3.35	3.26	3.00	3.65	0.48
33	4.25	4.06	4.00	3.90	3.75	3.63	3.50	3.37	3.30	3.20	2.92	3.61	0.52
34	4.25	4.10	4.00	4.00	3.88	3.78	3.69	3.59	3.54	3.50	3.32	3.78	0.37
35	4.05	3.89	3.84	3.78	3.69	3.60	3.52	3.44	3.40	3.34	3.20	3.62	0.33
36	4.42	4.25	4.19	4.13	4.00	3.91	3.80	3.68	3.63	3.55	3.37	3.90	0.42
.													
40	4.48	4.33	4.26	4.20	4.08	4.00	3.83	3.67	3.59	3.47	3.18	3.88	0.53
Scale	90%	80%	75%	70%	60%	50%	40%	30%	25%	20%	10%	Mean	S.D.
A	4.73	4.61	4.56	4.51	4.40	4.30	4.18	4.03	3.94	3.85	3.53	4.21	0.47
B	4.73	4.61	4.56	4.51	4.41	4.28	4.13	3.97	3.88	3.78	3.51	4.18	0.50
C	4.78	4.67	4.63	4.58	4.46	4.35	4.21	4.05	3.97	3.87	3.54	4.24	0.50
D	4.59	4.45	4.40	4.33	4.21	4.09	3.98	3.85	3.76	3.66	3.38	4.03	0.48
F	4.21	4.04	3.97	3.89	3.75	3.64	3.54	3.39	3.31	3.22	2.98	3.61	0.49
G	4.19	4.07	4.00	3.95	3.85	3.76	3.67	3.59	3.54	3.48	3.33	3.77	0.34
I	4.48	4.33	4.26	4.20	4.08	4.00	3.83	3.67	3.59	3.47	3.18	3.88	0.53

The statistics for items 22-28 and 37-39 are not computed.

**Table 7.5.4**  
**Subject: Business Administration and Management**  
**Four-Year Colleges and Universities**  
**Percentile Distributions of Class Means**  
**Based on 5678 Classes**

Item	90%	80%	75%	70%	60%	50%	40%	30%	25%	20%	10%	Mean	S.D.
1	4.78	4.65	4.60	4.55	4.44	4.33	4.21	4.08	4.05	3.89	3.60	4.24	0.49
2	4.82	4.71	4.67	4.61	4.52	4.42	4.30	4.17	4.09	4.00	3.72	4.32	0.47
3	4.85	4.75	4.71	4.67	4.57	4.47	4.38	4.25	4.17	4.08	3.79	4.38	0.45
4	4.77	4.65	4.60	4.55	4.44	4.33	4.20	4.06	3.96	3.87	3.56	4.23	0.51
5	4.79	4.67	4.61	4.55	4.44	4.33	4.19	4.00	3.93	3.81	3.47	4.21	0.55
6	4.81	4.70	4.64	4.59	4.48	4.36	4.23	4.06	3.94	3.82	3.47	4.23	0.55
7	4.93	4.87	4.83	4.80	4.74	4.67	4.58	4.45	4.38	4.26	3.88	4.51	0.49
8	4.80	4.69	4.64	4.59	4.50	4.38	4.28	4.12	4.04	3.93	3.63	4.29	0.48
9	4.73	4.58	4.53	4.47	4.36	4.25	4.13	4.00	3.91	3.81	3.53	4.17	0.48
10	4.88	4.78	4.73	4.69	4.59	4.50	4.38	4.25	4.17	4.08	3.81	4.40	0.45
11	4.84	4.73	4.68	4.63	4.53	4.42	4.30	4.14	4.06	3.94	3.61	4.30	0.52
12	4.90	4.81	4.77	4.72	4.64	4.55	4.44	4.31	4.23	4.14	3.83	4.44	0.46
13	4.82	4.70	4.64	4.59	4.50	4.38	4.25	4.11	4.00	3.92	3.61	4.28	0.51
14	4.75	4.62	4.56	4.50	4.40	4.28	4.15	4.00	3.93	3.81	3.53	4.19	0.50
15	4.88	4.78	4.73	4.68	4.60	4.50	4.38	4.25	4.16	4.07	3.73	4.38	0.49
16	4.79	4.67	4.62	4.57	4.46	4.36	4.25	4.11	4.04	3.93	3.65	4.27	0.47
17	4.70	4.56	4.50	4.42	4.28	4.14	4.00	3.83	3.74	3.63	3.26	4.05	0.58
18	4.76	4.63	4.57	4.50	4.40	4.30	4.17	4.00	3.94	3.83	3.53	4.20	0.50
19	4.70	4.56	4.50	4.42	4.30	4.18	4.04	3.88	3.79	3.69	3.35	4.09	0.54
20	4.58	4.42	4.35	4.29	4.17	4.06	3.92	3.78	3.70	3.60	3.35	3.99	0.50
21	4.69	4.55	4.48	4.42	4.30	4.18	4.06	3.91	3.83	3.72	3.42	4.10	0.52
.													
29	4.33	4.13	4.05	4.00	3.85	3.73	3.61	3.47	3.39	3.31	3.05	3.70	0.51
30	4.26	4.09	4.00	3.94	3.82	3.71	3.60	3.50	3.42	3.35	3.14	3.70	0.45
31	4.32	4.12	4.05	3.96	3.82	3.69	3.56	3.42	3.33	3.25	3.00	3.67	0.53
32	4.33	4.15	4.07	4.00	3.87	3.75	3.64	3.50	3.44	3.35	3.13	3.74	0.48
33	4.40	4.21	4.13	4.06	3.92	3.80	3.67	3.53	3.45	3.37	3.11	3.77	0.51
34	4.25	4.06	4.00	3.91	3.81	3.71	3.61	3.50	3.44	3.38	3.22	3.72	0.40
35	4.13	3.95	3.88	3.82	3.72	3.63	3.54	3.45	3.40	3.34	3.20	3.65	0.36
36	4.25	4.05	4.00	3.90	3.78	3.67	3.55	3.43	3.38	3.30	3.12	3.67	0.45
.													
40	4.53	4.38	4.31	4.24	4.13	4.00	3.90	3.76	3.68	3.60	3.31	3.96	0.50
.													
Scale	90%	80%	75%	70%	60%	50%	40%	30%	25%	20%	10%	Mean	S.D.
A	4.78	4.68	4.62	4.57	4.48	4.37	4.26	4.11	4.03	3.94	3.66	4.28	0.47
B	4.80	4.70	4.66	4.61	4.52	4.42	4.31	4.16	4.09	3.99	3.70	4.32	0.45
C	4.82	4.71	4.66	4.61	4.52	4.43	4.31	4.17	4.08	3.99	3.69	4.32	0.48
D	4.67	4.53	4.47	4.41	4.30	4.20	4.07	3.94	3.87	3.77	3.49	4.12	0.48
F	4.31	4.13	4.05	3.98	3.85	3.74	3.61	3.49	3.43	3.34	3.10	3.71	0.48
G	4.19	4.00	3.93	3.87	3.76	3.67	3.57	3.47	3.42	3.36	3.21	3.68	0.38
I	4.53	4.38	4.31	4.24	4.13	4.00	3.90	3.76	3.68	3.60	3.31	3.96	0.50

The statistics for items 22-28 and 37-39 are not computed.

**Table 7.5.5**  
**Subject: Marketing**  
**Four-Year Colleges and Universities**  
**Percentile Distributions of Class Means**  
**Based on 2730 Classes**

Item	90%	80%	75%	70%	60%	50%	40%	30%	25%	20%	10%	Mean	S.D.
1	4.71	4.60	4.55	4.50	4.39	4.29	4.18	4.04	4.05	3.84	3.54	4.19	0.51
2	4.76	4.64	4.60	4.55	4.46	4.36	4.25	4.11	4.00	3.92	3.65	4.26	0.47
3	4.80	4.70	4.67	4.62	4.53	4.43	4.32	4.20	4.11	4.04	3.73	4.34	0.45
4	4.70	4.57	4.52	4.47	4.36	4.26	4.13	4.00	3.89	3.79	3.48	4.15	0.52
5	4.75	4.62	4.56	4.50	4.38	4.26	4.13	3.97	3.88	3.75	3.42	4.15	0.55
6	4.77	4.65	4.60	4.55	4.44	4.33	4.20	4.00	3.92	3.80	3.50	4.20	0.55
7	4.91	4.83	4.80	4.78	4.71	4.64	4.57	4.45	4.38	4.27	3.83	4.49	0.50
8	4.77	4.67	4.62	4.57	4.47	4.38	4.25	4.13	4.04	3.92	3.67	4.27	0.48
9	4.63	4.50	4.44	4.38	4.28	4.18	4.05	3.91	3.82	3.73	3.48	4.09	0.48
10	4.85	4.75	4.70	4.66	4.57	4.48	4.36	4.23	4.15	4.05	3.79	4.37	0.46
11	4.81	4.70	4.65	4.60	4.50	4.39	4.27	4.10	4.00	3.88	3.58	4.26	0.54
12	4.87	4.78	4.74	4.70	4.62	4.54	4.44	4.29	4.21	4.12	3.81	4.41	0.48
13	4.77	4.65	4.61	4.56	4.45	4.33	4.22	4.07	4.00	3.87	3.53	4.23	0.52
14	4.70	4.58	4.52	4.46	4.36	4.25	4.14	4.00	3.89	3.77	3.48	4.16	0.51
15	4.83	4.74	4.69	4.65	4.57	4.48	4.36	4.22	4.13	4.00	3.71	4.35	0.50
16	4.75	4.62	4.57	4.52	4.42	4.32	4.21	4.08	4.00	3.89	3.58	4.22	0.50
17	4.64	4.48	4.41	4.35	4.22	4.09	3.95	3.77	3.67	3.56	3.23	3.99	0.59
18	4.71	4.56	4.50	4.46	4.36	4.26	4.13	4.00	3.88	3.80	3.50	4.15	0.51
19	4.65	4.48	4.42	4.36	4.24	4.11	4.00	3.83	3.73	3.61	3.28	4.02	0.56
20	4.53	4.37	4.31	4.25	4.14	4.04	3.93	3.80	3.73	3.62	3.33	3.98	0.47
21	4.64	4.48	4.42	4.38	4.26	4.13	4.00	3.86	3.77	3.67	3.37	4.05	0.52
.													
29	4.21	4.04	3.96	3.90	3.79	3.68	3.56	3.44	3.35	3.27	3.00	3.63	0.49
30	4.17	4.00	3.92	3.87	3.76	3.67	3.55	3.44	3.38	3.30	3.11	3.64	0.44
31	4.25	4.08	4.00	3.95	3.83	3.71	3.57	3.43	3.36	3.28	3.00	3.66	0.51
32	4.23	4.06	4.00	3.92	3.82	3.72	3.60	3.48	3.41	3.33	3.10	3.68	0.46
33	4.30	4.12	4.05	4.00	3.86	3.74	3.63	3.50	3.42	3.33	3.09	3.71	0.49
34	4.14	3.99	3.91	3.86	3.76	3.68	3.59	3.50	3.45	3.40	3.24	3.68	0.36
35	4.02	3.87	3.81	3.75	3.67	3.60	3.50	3.42	3.38	3.33	3.21	3.61	0.33
36	4.11	3.92	3.85	3.80	3.67	3.57	3.48	3.39	3.33	3.27	3.11	3.59	0.40
.													
40	4.46	4.30	4.24	4.19	4.08	4.00	3.86	3.72	3.64	3.55	3.25	3.90	0.51
Scale	90%	80%	75%	70%	60%	50%	40%	30%	25%	20%	10%	Mean	S.D.
A	4.72	4.62	4.57	4.52	4.42	4.31	4.20	4.07	3.98	3.88	3.59	4.22	0.48
B	4.75	4.65	4.61	4.57	4.48	4.38	4.27	4.14	4.07	3.96	3.71	4.29	0.45
C	4.77	4.67	4.62	4.58	4.50	4.41	4.28	4.14	4.04	3.94	3.64	4.28	0.49
D	4.62	4.47	4.41	4.36	4.26	4.16	4.04	3.90	3.81	3.72	3.43	4.07	0.49
F	4.21	4.04	3.98	3.92	3.82	3.70	3.58	3.46	3.39	3.31	3.07	3.66	0.47
G	4.07	3.91	3.84	3.79	3.70	3.61	3.53	3.45	3.40	3.35	3.21	3.63	0.34
I	4.46	4.30	4.24	4.19	4.08	4.00	3.86	3.72	3.64	3.55	3.25	3.90	0.51

The statistics for items 22-28 and 37-39 are not computed.

**Table 7.6**  
**Subject: Communications**  
**Four-Year Colleges and Universities**  
**Percentile Distributions of Class Means**  
**Based on 8786 Classes**

Item	90%	80%	75%	70%	60%	50%	40%	30%	25%	20%	10%	Mean	S.D.
1	4.80	4.70	4.65	4.60	4.50	4.42	4.30	4.17	4.05	4.00	3.70	4.31	0.47
2	4.83	4.73	4.68	4.64	4.55	4.45	4.33	4.21	4.13	4.03	3.73	4.35	0.47
3	4.87	4.78	4.74	4.69	4.61	4.50	4.42	4.30	4.22	4.14	3.85	4.42	0.44
4	4.79	4.67	4.62	4.57	4.47	4.36	4.25	4.10	4.00	3.90	3.56	4.25	0.51
5	4.83	4.71	4.67	4.61	4.50	4.40	4.28	4.14	4.06	3.94	3.61	4.29	0.51
6	4.85	4.75	4.70	4.65	4.56	4.45	4.33	4.19	4.11	4.00	3.67	4.34	0.50
7	4.94	4.89	4.87	4.84	4.79	4.73	4.67	4.58	4.53	4.45	4.21	4.63	0.36
8	4.83	4.73	4.69	4.64	4.56	4.46	4.36	4.23	4.15	4.07	3.79	4.37	0.45
9	4.74	4.60	4.55	4.50	4.38	4.29	4.17	4.05	4.00	3.88	3.59	4.21	0.47
10	4.91	4.83	4.80	4.75	4.68	4.60	4.50	4.38	4.30	4.21	3.93	4.49	0.43
11	4.89	4.80	4.75	4.71	4.63	4.52	4.40	4.27	4.19	4.08	3.73	4.40	0.49
12	4.92	4.85	4.82	4.78	4.70	4.62	4.52	4.40	4.32	4.23	3.93	4.50	0.45
13	4.87	4.76	4.71	4.67	4.57	4.47	4.36	4.22	4.14	4.05	3.74	4.37	0.47
14	4.81	4.69	4.64	4.59	4.50	4.38	4.26	4.13	4.06	3.94	3.64	4.29	0.48
15	4.91	4.83	4.79	4.75	4.67	4.58	4.48	4.36	4.29	4.18	3.88	4.47	0.46
16	4.80	4.68	4.63	4.58	4.50	4.38	4.27	4.14	4.05	3.95	3.67	4.29	0.49
17	4.77	4.64	4.58	4.52	4.41	4.29	4.17	4.00	3.91	3.82	3.50	4.19	0.53
18	4.80	4.67	4.62	4.57	4.47	4.36	4.25	4.11	4.00	3.93	3.64	4.27	0.48
19	4.78	4.65	4.59	4.53	4.43	4.32	4.19	4.06	4.00	3.87	3.56	4.22	0.51
20	4.62	4.45	4.38	4.32	4.20	4.08	3.95	3.81	3.73	3.64	3.36	4.02	0.50
21	4.76	4.63	4.57	4.52	4.40	4.30	4.19	4.05	3.96	3.86	3.58	4.22	0.49
.													
29	4.40	4.22	4.14	4.08	3.95	3.82	3.70	3.56	3.47	3.39	3.13	3.78	0.51
30	4.38	4.20	4.13	4.07	3.94	3.82	3.71	3.59	3.52	3.44	3.23	3.81	0.46
31	4.42	4.23	4.15	4.08	3.94	3.81	3.67	3.50	3.43	3.32	3.00	3.76	0.54
32	4.43	4.25	4.18	4.11	4.00	3.86	3.74	3.61	3.54	3.45	3.22	3.83	0.48
33	4.55	4.36	4.29	4.22	4.10	4.00	3.86	3.73	3.65	3.56	3.29	3.94	0.50
34	4.31	4.13	4.06	4.00	3.88	3.78	3.67	3.55	3.50	3.42	3.23	3.77	0.42
35	4.22	4.07	4.00	3.93	3.82	3.72	3.63	3.52	3.46	3.40	3.23	3.73	0.39
36	4.30	4.08	4.00	3.93	3.80	3.68	3.56	3.43	3.36	3.29	3.07	3.68	0.48
.													
40	4.56	4.41	4.35	4.29	4.19	4.09	4.00	3.86	3.79	3.69	3.43	4.02	0.47
Scale	90%	80%	75%	70%	60%	50%	40%	30%	25%	20%	10%	Mean	S.D.
A	4.80	4.70	4.65	4.61	4.52	4.42	4.32	4.19	4.11	4.02	3.71	4.33	0.46
B	4.82	4.74	4.70	4.66	4.58	4.49	4.40	4.29	4.22	4.14	3.87	4.41	0.41
C	4.86	4.77	4.73	4.69	4.61	4.51	4.40	4.28	4.20	4.11	3.80	4.41	0.45
D	4.71	4.59	4.54	4.49	4.39	4.29	4.18	4.05	3.97	3.88	3.61	4.21	0.46
F	4.41	4.23	4.17	4.10	3.98	3.86	3.74	3.60	3.53	3.45	3.21	3.83	0.48
G	4.25	4.07	4.00	3.94	3.83	3.72	3.62	3.51	3.46	3.39	3.22	3.72	0.41
I	4.56	4.41	4.35	4.29	4.19	4.09	4.00	3.86	3.79	3.69	3.43	4.02	0.47

The statistics for items 22-28 and 37-39 are not computed.

**Table 7.7**  
**Subject: Communication Technologies**  
**Four-Year Colleges and Universities**  
**Percentile Distributions of Class Means**  
**Based on 330 Classes**

<b>Item</b>	<b>90%</b>	<b>80%</b>	<b>75%</b>	<b>70%</b>	<b>60%</b>	<b>50%</b>	<b>40%</b>	<b>30%</b>	<b>25%</b>	<b>20%</b>	<b>10%</b>	<b>Mean</b>	<b>S.D.</b>
1	4.86	4.74	4.69	4.65	4.56	4.43	4.29	4.18	4.05	4.00	3.72	4.34	0.46
2	4.85	4.77	4.72	4.68	4.57	4.43	4.33	4.21	4.12	4.00	3.73	4.37	0.43
3	4.91	4.83	4.77	4.73	4.64	4.50	4.40	4.25	4.18	4.14	3.78	4.43	0.44
4	4.84	4.73	4.67	4.62	4.50	4.42	4.29	4.15	4.06	3.90	3.63	4.31	0.48
5	4.86	4.77	4.71	4.67	4.54	4.43	4.27	4.14	4.08	3.93	3.64	4.32	0.51
6	4.89	4.80	4.73	4.67	4.56	4.44	4.30	4.18	4.11	4.00	3.65	4.34	0.52
7	4.93	4.89	4.88	4.85	4.80	4.73	4.63	4.54	4.50	4.44	4.20	4.61	0.41
8	4.89	4.80	4.75	4.68	4.60	4.47	4.36	4.23	4.17	4.00	3.74	4.40	0.45
9	4.76	4.65	4.59	4.56	4.43	4.31	4.18	4.00	4.00	3.91	3.67	4.25	0.45
10	4.93	4.88	4.85	4.80	4.71	4.62	4.50	4.33	4.27	4.20	3.91	4.50	0.44
11	4.92	4.85	4.81	4.75	4.67	4.55	4.44	4.33	4.24	4.17	3.84	4.46	0.45
12	4.94	4.89	4.86	4.82	4.75	4.64	4.51	4.42	4.36	4.29	4.09	4.56	0.38
13	4.89	4.80	4.77	4.71	4.60	4.50	4.43	4.30	4.21	4.12	3.83	4.43	0.42
14	4.83	4.73	4.70	4.64	4.54	4.43	4.31	4.14	4.07	4.00	3.60	4.33	0.46
15	4.92	4.86	4.82	4.80	4.73	4.60	4.47	4.38	4.31	4.22	3.95	4.51	0.40
16	4.87	4.74	4.69	4.64	4.50	4.38	4.29	4.15	4.10	4.00	3.60	4.31	0.49
17	4.83	4.71	4.67	4.58	4.50	4.38	4.26	4.13	4.00	3.91	3.64	4.30	0.48
18	4.85	4.75	4.71	4.67	4.56	4.41	4.33	4.20	4.14	4.00	3.67	4.36	0.43
19	4.83	4.69	4.65	4.58	4.46	4.34	4.22	4.06	4.00	3.90	3.64	4.28	0.47
20	4.78	4.62	4.56	4.50	4.33	4.22	4.13	4.00	3.89	3.77	3.46	4.16	0.52
21	4.84	4.72	4.67	4.62	4.50	4.40	4.30	4.14	4.07	3.98	3.66	4.32	0.46
.													
29	4.57	4.38	4.31	4.23	4.10	3.96	3.79	3.67	3.61	3.56	3.29	3.93	0.50
30	4.48	4.30	4.25	4.20	4.08	3.91	3.80	3.65	3.58	3.50	3.25	3.90	0.46
31	4.56	4.40	4.31	4.25	4.11	3.93	3.79	3.64	3.57	3.45	3.21	3.91	0.52
32	4.53	4.36	4.30	4.20	4.08	3.95	3.81	3.64	3.57	3.50	3.27	3.91	0.50
33	4.63	4.50	4.45	4.39	4.27	4.14	4.00	3.78	3.71	3.64	3.42	4.07	0.47
34	4.38	4.18	4.11	4.07	3.92	3.80	3.69	3.56	3.50	3.44	3.22	3.80	0.43
35	4.26	4.09	4.00	4.00	3.89	3.76	3.67	3.55	3.50	3.43	3.24	3.76	0.38
36	4.33	4.12	4.06	4.00	3.88	3.80	3.67	3.56	3.52	3.42	3.20	3.77	0.44
.													
40	4.61	4.47	4.38	4.31	4.25	4.13	4.00	3.88	3.80	3.72	3.39	4.07	0.46
.													
<b>Scale</b>	<b>90%</b>	<b>80%</b>	<b>75%</b>	<b>70%</b>	<b>60%</b>	<b>50%</b>	<b>40%</b>	<b>30%</b>	<b>25%</b>	<b>20%</b>	<b>10%</b>	<b>Mean</b>	<b>S.D.</b>
A	4.85	4.76	4.73	4.64	4.55	4.44	4.32	4.18	4.11	4.03	3.73	4.35	0.44
B	4.85	4.78	4.74	4.70	4.60	4.50	4.37	4.28	4.20	4.13	3.84	4.42	0.42
C	4.89	4.81	4.78	4.74	4.65	4.53	4.44	4.32	4.25	4.16	3.92	4.46	0.40
D	4.81	4.69	4.64	4.61	4.51	4.41	4.29	4.14	4.08	3.99	3.62	4.32	0.44
F	4.51	4.38	4.32	4.24	4.13	3.96	3.83	3.70	3.62	3.56	3.30	3.94	0.47
G	4.31	4.08	4.03	4.00	3.92	3.78	3.67	3.57	3.50	3.44	3.26	3.77	0.39
I	4.61	4.47	4.38	4.31	4.25	4.13	4.00	3.88	3.80	3.72	3.39	4.07	0.46

The statistics for items 22-28 and 37-39 are not computed.

**Table 7.8**  
**Subject: Computer and Information Sciences**  
**Four-Year Colleges and Universities**  
**Percentile Distributions of Class Means**  
**Based on 6387 Classes**

Item	90%	80%	75%	70%	60%	50%	40%	30%	25%	20%	10%	Mean	S.D.
1	4.73	4.59	4.53	4.48	4.38	4.27	4.14	4.00	4.05	3.85	3.56	4.19	0.48
2	4.75	4.64	4.58	4.53	4.43	4.33	4.22	4.09	4.00	3.91	3.63	4.25	0.47
3	4.80	4.67	4.63	4.57	4.47	4.37	4.25	4.12	4.00	3.94	3.67	4.28	0.47
4	4.73	4.60	4.56	4.50	4.40	4.29	4.17	4.00	3.94	3.83	3.52	4.19	0.49
5	4.71	4.58	4.50	4.45	4.33	4.21	4.07	3.91	3.81	3.69	3.35	4.11	0.55
6	4.75	4.60	4.53	4.46	4.33	4.20	4.06	3.89	3.78	3.67	3.31	4.10	0.58
7	4.89	4.80	4.77	4.73	4.64	4.55	4.44	4.29	4.19	4.05	3.60	4.38	0.56
8	4.75	4.62	4.56	4.50	4.40	4.29	4.16	4.00	3.92	3.82	3.53	4.19	0.50
9	4.64	4.50	4.44	4.38	4.27	4.15	4.00	3.87	3.78	3.69	3.41	4.07	0.50
10	4.80	4.69	4.63	4.58	4.47	4.33	4.22	4.08	4.00	3.89	3.58	4.26	0.50
11	4.83	4.71	4.67	4.60	4.50	4.38	4.25	4.09	4.00	3.89	3.54	4.27	0.53
12	4.88	4.77	4.73	4.68	4.60	4.50	4.40	4.27	4.20	4.10	3.82	4.41	0.45
13	4.80	4.67	4.60	4.56	4.44	4.33	4.20	4.06	4.00	3.86	3.53	4.23	0.52
14	4.75	4.61	4.55	4.50	4.38	4.26	4.13	4.00	3.90	3.80	3.50	4.18	0.51
15	4.85	4.73	4.68	4.63	4.54	4.43	4.32	4.18	4.09	4.00	3.67	4.33	0.49
16	4.74	4.60	4.56	4.50	4.40	4.30	4.19	4.06	4.00	3.88	3.60	4.22	0.48
17	4.67	4.50	4.44	4.38	4.26	4.13	4.00	3.86	3.76	3.64	3.33	4.05	0.54
18	4.73	4.59	4.53	4.47	4.38	4.25	4.14	4.00	3.92	3.83	3.55	4.18	0.48
19	4.67	4.50	4.44	4.38	4.25	4.13	4.00	3.84	3.75	3.64	3.31	4.05	0.54
20	4.57	4.41	4.33	4.28	4.15	4.00	3.88	3.71	3.61	3.50	3.20	3.94	0.56
21	4.69	4.56	4.50	4.44	4.33	4.20	4.08	3.93	3.86	3.75	3.44	4.12	0.51
.													
29	4.27	4.08	4.00	3.94	3.82	3.70	3.57	3.43	3.33	3.25	3.00	3.65	0.51
30	4.21	4.00	4.00	3.90	3.79	3.68	3.57	3.44	3.38	3.30	3.08	3.66	0.45
31	4.24	4.00	3.94	3.88	3.74	3.60	3.45	3.31	3.21	3.12	2.85	3.56	0.55
32	4.22	4.00	3.93	3.88	3.75	3.64	3.50	3.37	3.30	3.20	3.00	3.61	0.49
33	4.35	4.17	4.10	4.00	3.92	3.80	3.67	3.53	3.45	3.37	3.11	3.76	0.49
34	4.17	4.00	3.89	3.83	3.73	3.62	3.50	3.40	3.33	3.26	3.07	3.61	0.43
35	4.08	3.89	3.82	3.77	3.67	3.58	3.50	3.38	3.33	3.27	3.13	3.59	0.37
36	4.25	4.00	4.00	3.89	3.76	3.64	3.50	3.38	3.31	3.22	3.00	3.63	0.49
.													
40	4.45	4.29	4.22	4.17	4.06	3.93	3.81	3.68	3.60	3.50	3.22	3.87	0.50
.													
Scale	90%	80%	75%	70%	60%	50%	40%	30%	25%	20%	10%	Mean	S.D.
A	4.72	4.60	4.54	4.49	4.39	4.29	4.18	4.04	3.96	3.86	3.57	4.20	0.47
B	4.73	4.60	4.55	4.50	4.40	4.29	4.17	4.03	3.94	3.85	3.56	4.20	0.48
C	4.80	4.68	4.63	4.58	4.48	4.38	4.27	4.12	4.04	3.95	3.63	4.28	0.48
D	4.63	4.49	4.43	4.38	4.27	4.16	4.04	3.91	3.84	3.74	3.47	4.09	0.47
F	4.23	4.05	3.98	3.91	3.80	3.68	3.56	3.42	3.35	3.26	3.03	3.65	0.47
G	4.11	3.93	3.87	3.81	3.70	3.61	3.51	3.41	3.35	3.29	3.12	3.61	0.39
I	4.45	4.29	4.22	4.17	4.06	3.93	3.81	3.68	3.60	3.50	3.22	3.87	0.50

The statistics for items 22-28 and 37-39 are not computed.

**Table 7.9**  
**Subject: Education**  
**Four-Year Colleges and Universities**  
**Percentile Distributions of Class Means**  
**Based on 14775 Classes**

Item	90%	80%	75%	70%	60%	50%	40%	30%	25%	20%	10%	Mean	S.D.
1	4.84	4.74	4.69	4.65	4.56	4.44	4.33	4.19	4.05	4.00	3.65	4.32	0.52
2	4.89	4.79	4.75	4.70	4.62	4.50	4.40	4.28	4.20	4.10	3.79	4.41	0.48
3	4.92	4.83	4.79	4.75	4.67	4.57	4.47	4.35	4.27	4.18	3.89	4.47	0.44
4	4.85	4.74	4.69	4.64	4.55	4.43	4.31	4.15	4.06	3.94	3.57	4.30	0.55
5	4.88	4.77	4.72	4.67	4.57	4.46	4.33	4.18	4.09	4.00	3.63	4.33	0.53
6	4.89	4.78	4.74	4.69	4.60	4.50	4.38	4.24	4.14	4.03	3.67	4.37	0.52
7	5.00	4.91	4.89	4.87	4.82	4.76	4.70	4.63	4.57	4.50	4.33	4.68	0.32
8	4.89	4.80	4.75	4.71	4.62	4.53	4.42	4.29	4.21	4.12	3.82	4.42	0.46
9	4.82	4.69	4.64	4.58	4.48	4.38	4.25	4.11	4.00	3.92	3.61	4.28	0.50
10	4.95	4.88	4.84	4.80	4.73	4.64	4.54	4.42	4.33	4.25	4.00	4.53	0.42
11	4.92	4.83	4.80	4.75	4.67	4.57	4.45	4.31	4.22	4.10	3.75	4.43	0.52
12	4.95	4.89	4.85	4.81	4.74	4.67	4.56	4.44	4.36	4.26	3.93	4.53	0.47
13	4.91	4.82	4.78	4.73	4.64	4.55	4.44	4.30	4.21	4.10	3.77	4.42	0.49
14	4.86	4.75	4.70	4.64	4.55	4.44	4.33	4.19	4.10	4.00	3.68	4.34	0.50
15	4.93	4.86	4.82	4.78	4.70	4.61	4.50	4.38	4.29	4.18	3.83	4.48	0.49
16	4.86	4.75	4.69	4.64	4.56	4.45	4.33	4.20	4.11	4.00	3.65	4.33	0.52
17	4.83	4.70	4.64	4.59	4.48	4.37	4.24	4.08	4.00	3.86	3.53	4.25	0.54
18	4.86	4.75	4.70	4.65	4.56	4.44	4.33	4.18	4.10	4.00	3.68	4.34	0.49
19	4.83	4.70	4.64	4.59	4.48	4.37	4.24	4.08	4.00	3.88	3.53	4.25	0.54
20	4.73	4.59	4.53	4.47	4.35	4.23	4.09	3.93	3.85	3.75	3.45	4.15	0.52
21	4.82	4.70	4.64	4.58	4.48	4.36	4.23	4.08	4.00	3.88	3.53	4.25	0.53
.													
29	4.44	4.25	4.17	4.10	4.00	3.83	3.69	3.54	3.45	3.33	3.04	3.77	0.56
30	4.40	4.21	4.14	4.08	3.94	3.83	3.71	3.58	3.50	3.42	3.19	3.81	0.48
31	4.46	4.29	4.21	4.14	4.00	3.88	3.75	3.59	3.50	3.40	3.11	3.82	0.54
32	4.45	4.27	4.20	4.13	4.00	3.88	3.75	3.60	3.53	3.43	3.17	3.84	0.51
33	4.58	4.42	4.33	4.27	4.16	4.04	3.90	3.75	3.67	3.57	3.30	3.98	0.51
34	4.35	4.15	4.08	4.00	3.88	3.75	3.63	3.50	3.41	3.33	3.08	3.72	0.50
35	4.25	4.08	4.00	3.95	3.84	3.73	3.63	3.50	3.45	3.39	3.21	3.73	0.41
36	4.30	4.08	4.00	3.92	3.78	3.64	3.50	3.36	3.27	3.17	2.89	3.61	0.56
.													
40	4.65	4.50	4.42	4.36	4.25	4.14	4.00	3.88	3.80	3.71	3.41	4.07	0.51
.													
Scale	90%	80%	75%	70%	60%	50%	40%	30%	25%	20%	10%	Mean	S.D.
A	4.85	4.76	4.71	4.67	4.58	4.48	4.37	4.23	4.15	4.05	3.73	4.37	0.48
B	4.88	4.79	4.75	4.71	4.63	4.55	4.46	4.34	4.27	4.18	3.91	4.46	0.41
C	4.90	4.82	4.78	4.73	4.65	4.56	4.46	4.33	4.24	4.14	3.80	4.44	0.48
D	4.79	4.67	4.63	4.58	4.47	4.37	4.25	4.11	4.03	3.94	3.63	4.27	0.48
F	4.44	4.27	4.20	4.13	4.01	3.89	3.76	3.62	3.54	3.45	3.19	3.84	0.50
G	4.27	4.09	4.02	3.95	3.82	3.71	3.59	3.47	3.40	3.31	3.09	3.69	0.46
I	4.65	4.50	4.42	4.36	4.25	4.14	4.00	3.88	3.80	3.71	3.41	4.07	0.51

The statistics for items 22-28 and 37-39 are not computed.

**Table 7.9.1**  
**Subject: Elementary Education**  
**Four-Year Colleges and Universities**  
**Percentile Distributions of Class Means**  
**Based on 2890 Classes**

Item	90%	80%	75%	70%	60%	50%	40%	30%	25%	20%	10%	Mean	S.D.
1	4.88	4.77	4.71	4.67	4.56	4.42	4.26	4.08	4.05	3.83	3.44	4.26	0.61
2	4.92	4.83	4.80	4.75	4.67	4.54	4.40	4.25	4.14	4.00	3.63	4.39	0.54
3	4.94	4.88	4.83	4.80	4.72	4.60	4.48	4.32	4.23	4.13	3.78	4.46	0.50
4	4.88	4.76	4.71	4.67	4.54	4.40	4.21	4.00	3.88	3.74	3.28	4.22	0.65
5	4.91	4.79	4.75	4.70	4.58	4.45	4.28	4.10	4.00	3.83	3.42	4.28	0.61
6	4.92	4.82	4.78	4.73	4.63	4.50	4.33	4.16	4.05	3.90	3.50	4.33	0.60
7	5.00	4.94	4.92	4.90	4.86	4.80	4.73	4.67	4.62	4.56	4.36	4.72	0.29
8	4.93	4.85	4.80	4.77	4.67	4.57	4.44	4.29	4.18	4.06	3.71	4.42	0.52
9	4.86	4.75	4.70	4.64	4.53	4.41	4.26	4.09	4.00	3.84	3.47	4.27	0.56
10	5.00	4.92	4.90	4.86	4.79	4.70	4.59	4.46	4.38	4.28	4.00	4.57	0.44
11	4.95	4.88	4.83	4.79	4.69	4.58	4.43	4.24	4.11	4.00	3.56	4.39	0.59
12	5.00	4.91	4.88	4.85	4.77	4.67	4.56	4.40	4.29	4.17	3.79	4.50	0.53
13	4.94	4.86	4.82	4.78	4.68	4.57	4.44	4.29	4.17	4.05	3.67	4.41	0.55
14	4.90	4.80	4.75	4.70	4.61	4.50	4.33	4.17	4.07	3.95	3.60	4.35	0.54
15	5.00	4.90	4.86	4.83	4.73	4.63	4.50	4.33	4.22	4.08	3.68	4.45	0.56
16	4.90	4.78	4.73	4.67	4.56	4.45	4.32	4.13	4.00	3.89	3.46	4.29	0.59
17	4.88	4.75	4.70	4.63	4.50	4.38	4.22	4.00	3.90	3.75	3.36	4.23	0.61
18	4.90	4.80	4.74	4.67	4.56	4.44	4.30	4.13	4.00	3.89	3.50	4.31	0.57
19	4.87	4.75	4.69	4.63	4.50	4.36	4.22	4.00	3.92	3.77	3.40	4.23	0.60
20	4.75	4.60	4.53	4.46	4.33	4.20	4.04	3.86	3.77	3.64	3.30	4.09	0.59
21	4.86	4.73	4.67	4.62	4.50	4.37	4.22	4.04	3.92	3.80	3.38	4.23	0.59
.													
29	4.53	4.33	4.26	4.18	4.05	3.89	3.73	3.54	3.45	3.33	3.00	3.81	0.61
30	4.47	4.29	4.21	4.14	4.00	3.88	3.74	3.58	3.50	3.42	3.17	3.84	0.51
31	4.53	4.35	4.28	4.21	4.07	3.94	3.78	3.60	3.50	3.40	3.11	3.86	0.56
32	4.54	4.36	4.28	4.21	4.08	3.94	3.80	3.64	3.55	3.44	3.17	3.89	0.54
33	4.67	4.50	4.43	4.35	4.22	4.10	3.96	3.80	3.70	3.59	3.29	4.03	0.54
34	4.45	4.26	4.18	4.12	4.00	3.89	3.76	3.63	3.55	3.45	3.23	3.86	0.47
35	4.30	4.13	4.07	4.00	3.90	3.79	3.68	3.59	3.52	3.44	3.28	3.79	0.40
36	4.36	4.14	4.07	4.00	3.86	3.73	3.60	3.44	3.36	3.27	3.00	3.70	0.53
.													
40	4.75	4.60	4.55	4.47	4.35	4.22	4.08	3.90	3.80	3.69	3.30	4.11	0.58
.													
Scale	90%	80%	75%	70%	60%	50%	40%	30%	25%	20%	10%	Mean	S.D.
A	4.90	4.79	4.75	4.70	4.61	4.48	4.32	4.14	4.05	3.93	3.53	4.32	0.56
B	4.92	4.84	4.80	4.76	4.68	4.59	4.47	4.34	4.24	4.14	3.83	4.46	0.45
C	4.94	4.86	4.82	4.78	4.68	4.59	4.45	4.28	4.18	4.05	3.68	4.42	0.54
D	4.83	4.71	4.65	4.60	4.48	4.36	4.23	4.08	3.97	3.85	3.51	4.25	0.54
F	4.53	4.35	4.29	4.21	4.08	3.95	3.81	3.64	3.54	3.45	3.16	3.89	0.54
G	4.36	4.16	4.09	4.03	3.92	3.80	3.68	3.56	3.49	3.40	3.20	3.78	0.44
I	4.75	4.60	4.55	4.47	4.35	4.22	4.08	3.90	3.80	3.69	3.30	4.11	0.58

The statistics for items 22-28 and 37-39 are not computed.



**Table 7.9.2**  
**Subject: Secondary Education**  
**Four-Year Colleges and Universities**  
**Percentile Distributions of Class Means**  
**Based on 628 Classes**

Item	90%	80%	75%	70%	60%	50%	40%	30%	25%	20%	10%	Mean	S.D.
1	4.80	4.67	4.63	4.56	4.46	4.36	4.25	4.10	4.05	3.85	3.45	4.22	0.58
2	4.89	4.78	4.73	4.69	4.60	4.50	4.38	4.24	4.15	4.00	3.70	4.38	0.49
3	4.92	4.83	4.80	4.77	4.69	4.61	4.50	4.36	4.28	4.18	3.89	4.48	0.44
4	4.78	4.67	4.61	4.56	4.40	4.29	4.17	4.00	3.88	3.77	3.33	4.17	0.59
5	4.87	4.73	4.67	4.63	4.53	4.41	4.26	4.09	4.00	3.91	3.58	4.28	0.54
6	4.87	4.76	4.72	4.67	4.58	4.46	4.33	4.20	4.13	4.00	3.70	4.35	0.51
7	5.00	4.92	4.90	4.89	4.84	4.79	4.73	4.67	4.63	4.56	4.43	4.72	0.31
8	4.88	4.78	4.73	4.69	4.61	4.50	4.40	4.25	4.17	4.10	3.83	4.40	0.46
9	4.80	4.67	4.64	4.60	4.48	4.35	4.24	4.07	4.00	3.90	3.56	4.26	0.50
10	5.00	4.90	4.87	4.83	4.74	4.67	4.57	4.44	4.38	4.30	4.05	4.57	0.38
11	4.92	4.83	4.80	4.77	4.67	4.57	4.47	4.32	4.21	4.08	3.69	4.43	0.52
12	5.00	4.91	4.89	4.85	4.77	4.69	4.58	4.47	4.39	4.28	3.92	4.54	0.50
13	4.92	4.83	4.80	4.75	4.63	4.53	4.43	4.31	4.20	4.08	3.80	4.43	0.49
14	4.83	4.73	4.69	4.64	4.55	4.45	4.33	4.16	4.07	4.00	3.67	4.33	0.49
15	4.93	4.89	4.85	4.80	4.73	4.63	4.53	4.38	4.29	4.19	3.83	4.49	0.50
16	4.80	4.69	4.64	4.60	4.47	4.38	4.25	4.08	4.00	3.89	3.52	4.24	0.57
17	4.80	4.67	4.63	4.57	4.44	4.33	4.20	4.07	4.00	3.86	3.55	4.24	0.53
18	4.82	4.72	4.67	4.64	4.55	4.42	4.29	4.14	4.07	4.00	3.67	4.31	0.49
19	4.80	4.67	4.63	4.56	4.45	4.33	4.20	4.00	4.00	3.83	3.46	4.21	0.58
20	4.63	4.45	4.38	4.32	4.14	4.00	3.85	3.71	3.58	3.50	3.13	3.95	0.57
21	4.79	4.67	4.60	4.50	4.40	4.25	4.13	4.00	3.91	3.82	3.44	4.18	0.55
.													
29	4.45	4.27	4.19	4.13	3.96	3.83	3.69	3.50	3.38	3.29	2.92	3.76	0.59
30	4.42	4.23	4.13	4.08	3.94	3.81	3.70	3.56	3.49	3.38	3.15	3.80	0.49
31	4.47	4.28	4.19	4.13	3.94	3.83	3.69	3.50	3.45	3.33	3.00	3.78	0.55
32	4.50	4.33	4.25	4.17	4.06	3.91	3.76	3.63	3.53	3.44	3.11	3.87	0.52
33	4.63	4.46	4.39	4.31	4.18	4.06	3.93	3.79	3.67	3.58	3.31	4.00	0.51
34	4.38	4.17	4.11	4.00	3.90	3.82	3.68	3.53	3.46	3.38	3.13	3.77	0.48
35	4.23	4.00	3.96	3.91	3.80	3.71	3.62	3.52	3.44	3.36	3.17	3.71	0.40
36	4.33	4.11	4.00	3.94	3.80	3.67	3.53	3.36	3.25	3.17	2.83	3.62	0.56
.													
40	4.68	4.53	4.44	4.38	4.25	4.14	4.00	3.84	3.76	3.64	3.38	4.06	0.55
.													
Scale	90%	80%	75%	70%	60%	50%	40%	30%	25%	20%	10%	Mean	S.D.
A	4.81	4.71	4.67	4.64	4.54	4.42	4.31	4.16	4.07	3.95	3.62	4.31	0.50
B	4.87	4.79	4.75	4.72	4.63	4.56	4.45	4.34	4.26	4.17	3.94	4.46	0.40
C	4.91	4.82	4.78	4.75	4.66	4.57	4.47	4.32	4.23	4.14	3.80	4.44	0.48
D	4.74	4.63	4.58	4.52	4.41	4.31	4.20	4.05	4.00	3.92	3.63	4.23	0.48
F	4.47	4.29	4.22	4.15	4.03	3.89	3.75	3.60	3.52	3.43	3.10	3.84	0.52
G	4.27	4.07	4.00	3.96	3.83	3.72	3.62	3.50	3.43	3.31	3.08	3.70	0.45
I	4.68	4.53	4.44	4.38	4.25	4.14	4.00	3.84	3.76	3.64	3.38	4.06	0.55

The statistics for items 22-28 and 37-39 are not computed.

**Table 7.9.3**  
**Subject: Physical and Health Education**  
**Four-Year Colleges and Universities**  
**Percentile Distributions of Class Means**  
**Based on 5852 Classes**

Item	90%	80%	75%	70%	60%	50%	40%	30%	25%	20%	10%	Mean	S.D.
1	4.82	4.71	4.68	4.64	4.56	4.47	4.37	4.25	4.05	4.09	3.83	4.37	0.43
2	4.83	4.73	4.69	4.65	4.57	4.48	4.39	4.28	4.21	4.13	3.88	4.40	0.42
3	4.86	4.76	4.72	4.69	4.60	4.53	4.43	4.33	4.26	4.19	3.93	4.44	0.40
4	4.82	4.73	4.68	4.64	4.56	4.46	4.36	4.25	4.17	4.08	3.81	4.37	0.44
5	4.83	4.73	4.69	4.64	4.55	4.46	4.35	4.22	4.14	4.06	3.76	4.36	0.46
6	4.83	4.74	4.70	4.67	4.58	4.50	4.40	4.27	4.20	4.10	3.82	4.39	0.45
7	4.92	4.87	4.84	4.82	4.76	4.71	4.64	4.57	4.53	4.47	4.28	4.64	0.32
8	4.83	4.74	4.70	4.67	4.58	4.50	4.40	4.29	4.22	4.14	3.90	4.41	0.41
9	4.75	4.63	4.58	4.53	4.43	4.33	4.23	4.10	4.00	3.94	3.68	4.26	0.44
10	4.90	4.80	4.76	4.73	4.65	4.57	4.47	4.36	4.30	4.21	4.00	4.48	0.40
11	4.88	4.79	4.75	4.70	4.63	4.54	4.44	4.32	4.24	4.14	3.83	4.43	0.46
12	4.91	4.83	4.79	4.75	4.69	4.61	4.53	4.41	4.34	4.26	4.00	4.51	0.42
13	4.85	4.75	4.71	4.67	4.58	4.50	4.40	4.28	4.20	4.10	3.80	4.39	0.46
14	4.80	4.68	4.63	4.58	4.50	4.40	4.29	4.17	4.08	4.00	3.71	4.30	0.47
15	4.88	4.79	4.75	4.71	4.64	4.56	4.47	4.35	4.29	4.19	3.91	4.45	0.44
16	4.82	4.71	4.67	4.62	4.54	4.45	4.35	4.23	4.15	4.06	3.78	4.36	0.44
17	4.78	4.65	4.60	4.56	4.46	4.35	4.23	4.08	4.00	3.88	3.58	4.24	0.50
18	4.82	4.71	4.67	4.63	4.54	4.44	4.33	4.20	4.13	4.03	3.77	4.35	0.45
19	4.78	4.65	4.60	4.56	4.45	4.36	4.24	4.10	4.00	3.90	3.62	4.26	0.49
20	4.73	4.59	4.54	4.48	4.38	4.27	4.14	4.00	3.92	3.84	3.58	4.20	0.46
21	4.78	4.67	4.60	4.56	4.45	4.35	4.23	4.10	4.00	3.90	3.62	4.26	0.48
.													
29	4.31	4.14	4.08	4.00	3.88	3.75	3.62	3.50	3.42	3.33	3.06	3.71	0.51
30	4.30	4.13	4.07	4.00	3.89	3.78	3.67	3.56	3.48	3.40	3.20	3.75	0.45
31	4.36	4.19	4.12	4.06	3.93	3.82	3.69	3.56	3.48	3.39	3.11	3.77	0.50
32	4.33	4.14	4.08	4.00	3.89	3.77	3.67	3.53	3.45	3.38	3.14	3.74	0.47
33	4.50	4.33	4.27	4.21	4.09	4.00	3.85	3.71	3.64	3.56	3.31	3.93	0.48
34	4.19	4.00	3.92	3.86	3.72	3.60	3.47	3.33	3.26	3.18	2.90	3.57	0.51
35	4.18	4.00	3.94	3.88	3.77	3.67	3.56	3.44	3.38	3.31	3.14	3.66	0.41
36	4.21	4.00	3.89	3.81	3.67	3.53	3.40	3.24	3.16	3.06	2.78	3.50	0.57
.													
40	4.50	4.36	4.32	4.25	4.16	4.07	3.95	3.85	3.78	3.70	3.46	4.01	0.43
Scale	90%	80%	75%	70%	60%	50%	40%	30%	25%	20%	10%	Mean	S.D.
A	4.81	4.72	4.68	4.64	4.56	4.48	4.38	4.27	4.20	4.12	3.86	4.39	0.41
B	4.82	4.73	4.69	4.66	4.59	4.51	4.43	4.33	4.26	4.20	3.97	4.44	0.37
C	4.84	4.75	4.71	4.68	4.60	4.52	4.43	4.32	4.24	4.14	3.87	4.42	0.43
D	4.74	4.63	4.59	4.55	4.45	4.36	4.24	4.10	4.03	3.95	3.68	4.26	0.45
F	4.33	4.17	4.10	4.04	3.93	3.82	3.70	3.58	3.51	3.43	3.20	3.78	0.46
G	4.17	3.97	3.90	3.83	3.72	3.60	3.49	3.36	3.29	3.21	2.98	3.58	0.47
I	4.50	4.36	4.32	4.25	4.16	4.07	3.95	3.85	3.78	3.70	3.46	4.01	0.43

The statistics for items 22-28 and 37-39 are not computed.

**Table 7.9.4**  
**Subject: Special Education**  
**Four-Year Colleges and Universities**  
**Percentile Distributions of Class Means**  
**Based on 1149 Classes**

Item	90%	80%	75%	70%	60%	50%	40%	30%	25%	20%	10%	Mean	S.D.
1	4.88	4.78	4.75	4.69	4.60	4.50	4.38	4.22	4.05	4.00	3.64	4.36	0.54
2	4.92	4.83	4.80	4.77	4.68	4.59	4.50	4.35	4.27	4.18	3.77	4.46	0.49
3	4.95	4.90	4.88	4.83	4.78	4.70	4.60	4.50	4.43	4.33	4.00	4.58	0.42
4	4.88	4.77	4.73	4.68	4.58	4.47	4.33	4.18	4.09	4.00	3.50	4.31	0.59
5	4.90	4.82	4.78	4.74	4.64	4.53	4.42	4.25	4.17	4.04	3.70	4.39	0.54
6	4.92	4.83	4.80	4.75	4.67	4.56	4.44	4.30	4.21	4.11	3.70	4.42	0.52
7	5.00	4.95	4.93	4.91	4.88	4.83	4.78	4.70	4.65	4.59	4.42	4.75	0.29
8	4.92	4.86	4.81	4.78	4.71	4.62	4.52	4.41	4.31	4.21	3.87	4.50	0.45
9	4.86	4.74	4.69	4.64	4.55	4.47	4.33	4.23	4.14	4.00	3.69	4.35	0.50
10	5.00	4.92	4.90	4.88	4.82	4.75	4.67	4.58	4.50	4.40	4.18	4.64	0.37
11	4.96	4.91	4.88	4.84	4.76	4.67	4.57	4.42	4.33	4.24	3.84	4.52	0.49
12	5.00	4.94	4.92	4.89	4.83	4.76	4.68	4.57	4.48	4.40	4.09	4.63	0.43
13	4.95	4.90	4.86	4.82	4.75	4.67	4.57	4.44	4.36	4.25	3.90	4.53	0.46
14	4.91	4.83	4.80	4.75	4.67	4.56	4.44	4.30	4.25	4.15	3.80	4.45	0.47
15	5.00	4.92	4.90	4.88	4.80	4.72	4.64	4.50	4.44	4.32	3.94	4.58	0.47
16	4.90	4.81	4.76	4.71	4.64	4.55	4.43	4.30	4.22	4.09	3.67	4.40	0.52
17	4.86	4.75	4.70	4.64	4.54	4.42	4.31	4.14	4.00	3.89	3.53	4.29	0.55
18	4.90	4.80	4.75	4.71	4.63	4.52	4.42	4.27	4.17	4.08	3.73	4.40	0.50
19	4.87	4.75	4.70	4.65	4.56	4.44	4.32	4.17	4.07	3.96	3.60	4.33	0.51
20	4.72	4.59	4.54	4.50	4.38	4.25	4.10	3.94	3.87	3.75	3.47	4.15	0.53
21	4.86	4.75	4.70	4.65	4.55	4.43	4.29	4.17	4.08	4.00	3.64	4.32	0.51
.													
29	4.55	4.38	4.30	4.24	4.10	4.00	3.82	3.67	3.59	3.48	3.17	3.90	0.56
30	4.47	4.29	4.21	4.15	4.04	3.91	3.81	3.67	3.60	3.50	3.27	3.88	0.48
31	4.57	4.41	4.35	4.29	4.17	4.05	3.90	3.76	3.68	3.56	3.29	3.98	0.51
32	4.56	4.38	4.30	4.24	4.13	4.00	3.91	3.76	3.67	3.59	3.33	3.97	0.49
33	4.64	4.44	4.39	4.33	4.23	4.10	3.96	3.79	3.70	3.62	3.33	4.02	0.52
34	4.42	4.21	4.14	4.09	3.96	3.84	3.71	3.61	3.55	3.47	3.24	3.83	0.46
35	4.30	4.10	4.06	4.00	3.89	3.79	3.67	3.57	3.50	3.44	3.29	3.78	0.39
36	4.38	4.17	4.09	4.00	3.84	3.74	3.60	3.46	3.40	3.33	3.10	3.72	0.52
.													
40	4.73	4.60	4.56	4.50	4.40	4.27	4.15	4.00	3.92	3.82	3.48	4.18	0.52
.													
Scale	90%	80%	75%	70%	60%	50%	40%	30%	25%	20%	10%	Mean	S.D.
A	4.89	4.81	4.77	4.73	4.65	4.55	4.45	4.29	4.22	4.13	3.77	4.42	0.49
B	4.91	4.84	4.80	4.78	4.71	4.63	4.55	4.43	4.36	4.29	4.00	4.53	0.40
C	4.95	4.88	4.86	4.83	4.76	4.67	4.59	4.47	4.38	4.28	3.91	4.54	0.45
D	4.81	4.71	4.67	4.63	4.54	4.43	4.32	4.19	4.11	4.02	3.68	4.33	0.47
F	4.55	4.35	4.30	4.24	4.13	4.02	3.89	3.75	3.66	3.55	3.29	3.95	0.50
G	4.33	4.15	4.08	4.02	3.91	3.79	3.67	3.56	3.51	3.44	3.23	3.78	0.44
I	4.73	4.60	4.56	4.50	4.40	4.27	4.15	4.00	3.92	3.82	3.48	4.18	0.52

The statistics for items 22-28 and 37-39 are not computed.

**Table 7.10**  
**Subject: Engineering and Engineering Technologies**  
**Four-Year Colleges and Universities**  
**Percentile Distributions of Class Means**  
**Based on 5614 Classes**

Item	90%	80%	75%	70%	60%	50%	40%	30%	25%	20%	10%	Mean	S.D.
1	4.69	4.55	4.50	4.43	4.33	4.21	4.10	3.96	4.05	3.75	3.47	4.13	0.51
2	4.74	4.60	4.56	4.50	4.40	4.29	4.17	4.00	3.94	3.82	3.50	4.19	0.50
3	4.82	4.71	4.67	4.60	4.50	4.42	4.30	4.17	4.09	4.00	3.64	4.31	0.49
4	4.71	4.59	4.50	4.45	4.35	4.24	4.11	3.94	3.85	3.74	3.40	4.13	0.54
5	4.73	4.57	4.50	4.44	4.31	4.18	4.05	3.89	3.78	3.65	3.31	4.08	0.58
6	4.73	4.57	4.50	4.45	4.33	4.19	4.05	3.86	3.75	3.62	3.25	4.07	0.60
7	4.89	4.80	4.77	4.73	4.65	4.57	4.45	4.30	4.18	4.05	3.63	4.38	0.57
8	4.76	4.63	4.57	4.50	4.40	4.29	4.17	4.00	3.91	3.80	3.47	4.19	0.52
9	4.68	4.53	4.47	4.40	4.30	4.20	4.08	3.93	3.85	3.73	3.44	4.11	0.50
10	4.82	4.69	4.64	4.58	4.48	4.38	4.25	4.10	4.00	3.91	3.60	4.27	0.51
11	4.81	4.67	4.62	4.56	4.44	4.32	4.19	4.00	3.92	3.80	3.47	4.20	0.58
12	4.84	4.73	4.68	4.63	4.53	4.43	4.31	4.15	4.06	3.96	3.64	4.31	0.52
13	4.76	4.63	4.56	4.50	4.39	4.27	4.15	4.00	3.88	3.76	3.42	4.16	0.56
14	4.72	4.57	4.50	4.44	4.33	4.20	4.07	3.91	3.82	3.71	3.40	4.11	0.54
15	4.82	4.69	4.64	4.59	4.47	4.36	4.25	4.10	4.00	3.88	3.54	4.25	0.55
16	4.69	4.55	4.50	4.43	4.32	4.21	4.08	3.92	3.83	3.72	3.38	4.11	0.53
17	4.67	4.50	4.42	4.35	4.23	4.11	4.00	3.80	3.69	3.56	3.25	4.01	0.57
18	4.72	4.58	4.50	4.45	4.35	4.24	4.12	4.00	3.89	3.78	3.48	4.15	0.50
19	4.64	4.46	4.40	4.33	4.20	4.08	3.92	3.75	3.67	3.53	3.21	3.98	0.58
20	4.50	4.30	4.23	4.16	4.00	3.88	3.73	3.57	3.50	3.38	3.08	3.82	0.57
21	4.67	4.50	4.42	4.36	4.25	4.13	4.00	3.86	3.76	3.67	3.35	4.05	0.52
.													
29	4.36	4.15	4.08	4.00	3.88	3.75	3.62	3.48	3.39	3.29	3.00	3.70	0.54
30	4.28	4.08	4.00	3.93	3.82	3.70	3.59	3.47	3.40	3.31	3.08	3.68	0.48
31	4.33	4.13	4.05	4.00	3.85	3.71	3.58	3.44	3.36	3.25	3.00	3.68	0.55
32	4.31	4.11	4.00	3.96	3.84	3.73	3.62	3.50	3.43	3.33	3.09	3.71	0.49
33	4.43	4.20	4.13	4.05	3.91	3.80	3.67	3.53	3.46	3.36	3.08	3.76	0.53
34	4.30	4.11	4.00	3.96	3.83	3.71	3.60	3.50	3.42	3.35	3.13	3.72	0.45
35	4.08	3.89	3.83	3.77	3.67	3.57	3.47	3.38	3.33	3.27	3.12	3.58	0.38
36	4.40	4.20	4.11	4.00	3.89	3.77	3.64	3.50	3.44	3.33	3.11	3.76	0.51
.													
40	4.50	4.31	4.24	4.18	4.07	3.95	3.83	3.69	3.60	3.50	3.17	3.87	0.55
.													
Scale	90%	80%	75%	70%	60%	50%	40%	30%	25%	20%	10%	Mean	S.D.
A	4.71	4.58	4.53	4.47	4.37	4.26	4.14	4.01	3.91	3.80	3.49	4.17	0.50
B	4.73	4.61	4.56	4.51	4.41	4.31	4.20	4.03	3.96	3.84	3.53	4.20	0.49
C	4.77	4.64	4.59	4.53	4.43	4.31	4.19	4.04	3.95	3.84	3.53	4.21	0.53
D	4.60	4.44	4.38	4.32	4.21	4.10	3.99	3.84	3.75	3.65	3.36	4.03	0.49
F	4.32	4.11	4.04	3.98	3.85	3.73	3.62	3.51	3.42	3.34	3.07	3.71	0.50
G	4.21	4.03	3.96	3.90	3.79	3.69	3.58	3.47	3.41	3.35	3.16	3.69	0.41
I	4.50	4.31	4.24	4.18	4.07	3.95	3.83	3.69	3.60	3.50	3.17	3.87	0.55

The statistics for items 22-28 and 37-39 are not computed.

**Table 7.10.1**  
**Subject: Chemical**  
**Four-Year Colleges and Universities**  
**Percentile Distributions of Class Means**  
**Based on 127 Classes**

Item	90%	80%	75%	70%	60%	50%	40%	30%	25%	20%	10%	Mean	S.D.
1	4.69	4.57	4.50	4.41	4.29	4.22	4.10	4.00	4.05	3.77	3.36	4.10	0.58
2	4.78	4.67	4.63	4.55	4.43	4.32	4.21	4.05	3.92	3.82	3.36	4.19	0.58
3	4.83	4.78	4.70	4.67	4.55	4.40	4.30	4.18	4.07	3.91	3.56	4.31	0.50
4	4.73	4.56	4.52	4.46	4.38	4.29	4.18	4.00	3.90	3.70	3.33	4.12	0.59
5	4.67	4.52	4.47	4.40	4.29	4.15	4.00	3.82	3.71	3.64	3.25	4.01	0.67
6	4.71	4.57	4.50	4.44	4.31	4.17	4.06	3.82	3.71	3.60	3.11	4.02	0.70
7	4.94	4.87	4.83	4.81	4.77	4.70	4.59	4.40	4.25	4.09	3.56	4.45	0.61
8	4.68	4.56	4.50	4.44	4.36	4.27	4.06	3.90	3.80	3.60	3.30	4.07	0.62
9	4.65	4.54	4.50	4.44	4.38	4.27	4.15	4.00	3.87	3.82	3.42	4.14	0.53
10	4.80	4.67	4.64	4.56	4.46	4.38	4.29	4.10	4.00	3.91	3.65	4.26	0.52
11	4.86	4.70	4.63	4.53	4.44	4.35	4.27	4.17	4.05	3.90	3.50	4.20	0.67
12	4.86	4.75	4.68	4.64	4.57	4.47	4.41	4.23	4.15	4.00	3.67	4.33	0.56
13	4.77	4.63	4.60	4.53	4.45	4.35	4.23	4.10	4.00	3.80	3.45	4.17	0.65
14	4.67	4.53	4.50	4.46	4.40	4.22	4.10	4.00	3.85	3.73	3.33	4.07	0.66
15	4.82	4.67	4.63	4.60	4.52	4.43	4.33	4.19	4.10	3.91	3.67	4.25	0.65
16	4.63	4.50	4.46	4.42	4.30	4.22	4.08	3.92	3.72	3.60	3.17	4.03	0.62
17	4.55	4.44	4.39	4.32	4.21	4.10	4.00	3.77	3.71	3.50	3.10	3.96	0.58
18	4.70	4.60	4.50	4.50	4.37	4.22	4.11	4.00	3.87	3.74	3.39	4.13	0.56
19	4.54	4.40	4.32	4.29	4.13	4.06	3.89	3.65	3.50	3.33	3.00	3.87	0.68
20	4.43	4.33	4.30	4.20	4.10	3.92	3.79	3.67	3.56	3.44	2.93	3.83	0.60
21	4.67	4.56	4.50	4.44	4.30	4.20	4.05	3.90	3.82	3.69	3.13	4.05	0.63
.													
29	4.25	4.15	4.09	4.00	3.87	3.70	3.57	3.41	3.33	3.18	3.00	3.65	0.58
30	4.20	4.00	4.00	3.88	3.80	3.67	3.55	3.48	3.43	3.33	3.00	3.63	0.49
31	4.15	4.00	4.00	3.90	3.79	3.68	3.55	3.43	3.33	3.10	2.91	3.58	0.57
32	4.20	4.10	4.07	4.00	3.89	3.80	3.67	3.56	3.45	3.31	3.00	3.70	0.51
33	4.33	4.17	4.10	4.04	3.95	3.82	3.73	3.55	3.47	3.39	3.00	3.73	0.54
34	4.32	4.10	4.00	3.95	3.88	3.80	3.70	3.63	3.56	3.50	3.27	3.79	0.40
35	3.92	3.80	3.74	3.70	3.63	3.56	3.47	3.40	3.36	3.27	3.10	3.53	0.33
36	4.50	4.28	4.19	4.08	4.00	3.80	3.75	3.65	3.58	3.44	3.33	3.88	0.45
.													
40	4.56	4.45	4.39	4.30	4.13	4.00	3.89	3.73	3.63	3.50	3.22	3.91	0.65
Scale	90%	80%	75%	70%	60%	50%	40%	30%	25%	20%	10%	Mean	S.D.
A	4.71	4.60	4.54	4.49	4.36	4.28	4.18	4.04	3.88	3.78	3.46	4.15	0.56
B	4.70	4.64	4.59	4.52	4.45	4.31	4.21	4.04	3.93	3.84	3.43	4.19	0.53
C	4.78	4.63	4.56	4.52	4.47	4.40	4.25	4.17	4.04	3.96	3.58	4.21	0.62
D	4.55	4.42	4.39	4.36	4.28	4.13	4.07	3.87	3.78	3.69	3.22	4.01	0.57
F	4.17	4.09	4.00	3.97	3.85	3.74	3.62	3.52	3.38	3.29	2.98	3.66	0.51
G	4.26	4.03	3.96	3.90	3.81	3.70	3.63	3.56	3.50	3.48	3.33	3.73	0.35
I	4.56	4.45	4.39	4.30	4.13	4.00	3.89	3.73	3.63	3.50	3.22	3.91	0.65

The statistics for items 22-28 and 37-39 are not computed.

**Table 7.10.2**  
**Subject: Civil**  
**Four-Year Colleges and Universities**  
**Percentile Distributions of Class Means**  
**Based on 616 Classes**

Item	90%	80%	75%	70%	60%	50%	40%	30%	25%	20%	10%	Mean	S.D.
1	4.68	4.57	4.52	4.47	4.36	4.27	4.16	4.00	4.05	3.88	3.64	4.19	0.45
2	4.71	4.61	4.57	4.50	4.43	4.33	4.23	4.11	4.00	3.94	3.67	4.26	0.43
3	4.80	4.71	4.67	4.64	4.55	4.45	4.38	4.24	4.17	4.09	3.85	4.38	0.41
4	4.69	4.59	4.53	4.48	4.39	4.29	4.18	4.07	4.00	3.87	3.60	4.21	0.46
5	4.70	4.57	4.50	4.47	4.37	4.24	4.13	4.00	3.90	3.79	3.50	4.15	0.50
6	4.70	4.57	4.53	4.47	4.38	4.27	4.09	3.91	3.83	3.75	3.38	4.13	0.53
7	4.88	4.80	4.75	4.73	4.64	4.55	4.43	4.30	4.20	4.08	3.76	4.41	0.50
8	4.75	4.63	4.58	4.53	4.45	4.35	4.20	4.10	4.00	3.91	3.63	4.25	0.45
9	4.67	4.54	4.50	4.45	4.33	4.25	4.14	4.00	3.92	3.82	3.57	4.18	0.44
10	4.79	4.67	4.63	4.58	4.50	4.40	4.27	4.13	4.00	3.95	3.69	4.30	0.47
11	4.79	4.67	4.63	4.57	4.45	4.33	4.20	4.00	3.93	3.85	3.54	4.24	0.50
12	4.84	4.75	4.69	4.64	4.53	4.44	4.29	4.14	4.07	4.00	3.67	4.33	0.46
13	4.79	4.63	4.57	4.50	4.40	4.27	4.14	4.00	3.89	3.80	3.45	4.19	0.51
14	4.70	4.56	4.52	4.47	4.38	4.25	4.11	4.00	3.89	3.80	3.53	4.17	0.47
15	4.83	4.71	4.64	4.60	4.50	4.37	4.27	4.13	4.00	3.93	3.64	4.29	0.49
16	4.70	4.57	4.50	4.45	4.35	4.23	4.11	4.00	3.93	3.85	3.57	4.17	0.47
17	4.67	4.52	4.45	4.38	4.27	4.15	4.00	3.82	3.69	3.60	3.27	4.04	0.56
18	4.73	4.60	4.53	4.48	4.37	4.30	4.18	4.00	3.96	3.86	3.58	4.20	0.46
19	4.67	4.50	4.44	4.38	4.24	4.11	4.00	3.82	3.74	3.63	3.38	4.05	0.52
20	4.48	4.33	4.26	4.20	4.06	3.93	3.79	3.64	3.54	3.42	3.09	3.85	0.55
21	4.67	4.50	4.46	4.41	4.30	4.20	4.11	3.96	3.89	3.80	3.54	4.13	0.46
.													
29	4.27	4.11	4.05	4.00	3.88	3.77	3.64	3.52	3.45	3.38	3.08	3.72	0.48
30	4.20	4.05	4.00	3.92	3.81	3.71	3.63	3.50	3.44	3.35	3.09	3.69	0.44
31	4.28	4.10	4.06	4.00	3.82	3.71	3.58	3.42	3.33	3.26	3.00	3.67	0.51
32	4.25	4.07	4.00	3.93	3.83	3.74	3.64	3.53	3.45	3.38	3.18	3.72	0.44
33	4.30	4.17	4.10	4.00	3.88	3.79	3.67	3.55	3.48	3.39	3.11	3.75	0.48
34	4.25	4.08	4.00	3.95	3.83	3.73	3.60	3.50	3.42	3.33	3.10	3.70	0.47
35	4.05	3.89	3.81	3.77	3.67	3.56	3.47	3.37	3.30	3.23	3.09	3.57	0.37
36	4.40	4.20	4.10	4.00	3.88	3.73	3.63	3.50	3.39	3.29	3.00	3.72	0.54
.													
40	4.44	4.29	4.24	4.18	4.08	4.00	3.88	3.73	3.68	3.60	3.31	3.92	0.46
.													
Scale	90%	80%	75%	70%	60%	50%	40%	30%	25%	20%	10%	Mean	S.D.
A	4.69	4.59	4.54	4.49	4.41	4.33	4.20	4.09	4.03	3.96	3.69	4.24	0.42
B	4.71	4.60	4.56	4.53	4.44	4.35	4.23	4.10	4.01	3.93	3.69	4.25	0.43
C	4.77	4.65	4.60	4.55	4.44	4.33	4.20	4.05	3.99	3.88	3.63	4.25	0.47
D	4.61	4.47	4.41	4.35	4.24	4.13	4.01	3.87	3.82	3.74	3.47	4.08	0.45
F	4.22	4.08	4.02	3.94	3.84	3.74	3.65	3.53	3.43	3.36	3.12	3.71	0.45
G	4.18	4.00	3.95	3.89	3.79	3.69	3.58	3.46	3.38	3.32	3.09	3.66	0.42
I	4.44	4.29	4.24	4.18	4.08	4.00	3.88	3.73	3.68	3.60	3.31	3.92	0.46

The statistics for items 22-28 and 37-39 are not computed.

**Table 7.10.3**  
**Subject: Electrical**  
**Four-Year Colleges and Universities**  
**Percentile Distributions of Class Means**  
**Based on 1321 Classes**

Item	90%	80%	75%	70%	60%	50%	40%	30%	25%	20%	10%	Mean	S.D.
1	4.70	4.56	4.50	4.44	4.33	4.22	4.11	4.00	4.05	3.75	3.46	4.13	0.50
2	4.71	4.58	4.54	4.50	4.40	4.27	4.15	4.00	3.93	3.80	3.50	4.18	0.51
3	4.80	4.68	4.63	4.60	4.50	4.40	4.29	4.13	4.06	3.95	3.64	4.29	0.48
4	4.71	4.57	4.50	4.44	4.33	4.24	4.11	3.93	3.83	3.71	3.40	4.13	0.53
5	4.71	4.56	4.50	4.43	4.30	4.18	4.04	3.89	3.78	3.64	3.29	4.07	0.58
6	4.71	4.56	4.50	4.43	4.31	4.17	4.00	3.86	3.77	3.60	3.26	4.05	0.60
7	4.87	4.78	4.73	4.70	4.62	4.54	4.42	4.29	4.15	4.00	3.67	4.37	0.53
8	4.73	4.58	4.53	4.48	4.36	4.26	4.13	4.00	3.89	3.77	3.42	4.15	0.53
9	4.68	4.55	4.50	4.41	4.31	4.20	4.08	3.93	3.86	3.74	3.43	4.11	0.51
10	4.81	4.69	4.63	4.58	4.47	4.36	4.25	4.11	4.00	3.90	3.58	4.26	0.51
11	4.78	4.64	4.57	4.53	4.41	4.30	4.17	4.00	3.90	3.78	3.45	4.18	0.56
12	4.82	4.70	4.64	4.60	4.52	4.44	4.33	4.15	4.07	4.00	3.72	4.32	0.47
13	4.75	4.60	4.53	4.48	4.37	4.26	4.17	4.00	3.89	3.77	3.46	4.16	0.54
14	4.70	4.57	4.50	4.42	4.31	4.19	4.04	3.88	3.77	3.65	3.37	4.09	0.54
15	4.82	4.67	4.62	4.56	4.46	4.36	4.25	4.09	4.00	3.91	3.58	4.25	0.52
16	4.69	4.56	4.50	4.44	4.33	4.23	4.10	3.95	3.88	3.77	3.40	4.12	0.53
17	4.64	4.47	4.40	4.33	4.23	4.12	4.00	3.85	3.74	3.63	3.33	4.03	0.53
18	4.68	4.56	4.50	4.44	4.33	4.23	4.13	4.00	3.89	3.81	3.54	4.15	0.48
19	4.63	4.45	4.38	4.32	4.18	4.08	3.93	3.78	3.69	3.58	3.26	3.99	0.56
20	4.44	4.25	4.16	4.10	3.97	3.82	3.67	3.50	3.40	3.29	3.00	3.75	0.58
21	4.62	4.44	4.38	4.32	4.20	4.11	4.00	3.83	3.75	3.64	3.33	4.02	0.51
.													
29	4.36	4.14	4.07	4.00	3.89	3.75	3.63	3.48	3.40	3.30	3.00	3.71	0.54
30	4.27	4.08	4.00	3.93	3.83	3.71	3.60	3.47	3.42	3.33	3.13	3.69	0.48
31	4.32	4.09	4.00	3.96	3.85	3.73	3.58	3.44	3.36	3.25	3.00	3.67	0.52
32	4.31	4.11	4.00	4.00	3.86	3.74	3.62	3.50	3.43	3.33	3.08	3.71	0.49
33	4.40	4.20	4.12	4.05	3.92	3.81	3.68	3.55	3.47	3.38	3.13	3.77	0.51
34	4.33	4.17	4.09	4.00	3.90	3.79	3.67	3.56	3.50	3.43	3.22	3.78	0.44
35	4.11	3.91	3.85	3.79	3.69	3.60	3.50	3.42	3.35	3.29	3.14	3.61	0.38
36	4.50	4.29	4.22	4.13	4.00	3.88	3.77	3.64	3.56	3.48	3.24	3.86	0.49
.													
40	4.44	4.27	4.21	4.17	4.07	3.96	3.82	3.68	3.57	3.50	3.17	3.86	0.52
.													
Scale	90%	80%	75%	70%	60%	50%	40%	30%	25%	20%	10%	Mean	S.D.
A	4.70	4.57	4.52	4.46	4.36	4.26	4.13	4.01	3.91	3.80	3.44	4.16	0.49
B	4.72	4.60	4.55	4.49	4.40	4.29	4.18	4.03	3.95	3.86	3.51	4.19	0.49
C	4.75	4.60	4.55	4.50	4.42	4.31	4.20	4.03	3.95	3.83	3.55	4.20	0.50
D	4.59	4.42	4.35	4.29	4.19	4.09	3.99	3.86	3.76	3.67	3.40	4.03	0.47
F	4.30	4.10	4.03	3.98	3.86	3.74	3.62	3.50	3.43	3.35	3.10	3.71	0.49
G	4.27	4.10	4.03	3.96	3.85	3.75	3.67	3.56	3.49	3.42	3.24	3.75	0.40
I	4.44	4.27	4.21	4.17	4.07	3.96	3.82	3.68	3.57	3.50	3.17	3.86	0.52

The statistics for items 22-28 and 37-39 are not computed.

**Table 7.10.4**  
**Subject: Engineering Technologies**  
**Four-Year Colleges and Universities**  
**Percentile Distributions of Class Means**  
**Based on 404 Classes**

Item	90%	80%	75%	70%	60%	50%	40%	30%	25%	20%	10%	Mean	S.D.
1	4.69	4.56	4.50	4.45	4.31	4.20	4.09	3.93	4.05	3.73	3.44	4.12	0.54
2	4.74	4.63	4.57	4.52	4.38	4.25	4.11	4.00	3.86	3.77	3.43	4.16	0.54
3	4.80	4.67	4.63	4.56	4.44	4.36	4.20	4.10	4.00	3.84	3.50	4.23	0.55
4	4.75	4.61	4.54	4.45	4.34	4.22	4.08	3.95	3.88	3.75	3.36	4.13	0.56
5	4.75	4.60	4.52	4.41	4.27	4.15	4.00	3.86	3.75	3.64	3.27	4.06	0.61
6	4.75	4.62	4.55	4.45	4.30	4.13	3.94	3.80	3.68	3.57	3.23	4.04	0.64
7	4.88	4.77	4.73	4.69	4.61	4.51	4.41	4.10	3.94	3.80	3.33	4.27	0.66
8	4.78	4.67	4.59	4.50	4.42	4.27	4.13	3.95	3.86	3.71	3.42	4.17	0.57
9	4.68	4.55	4.46	4.38	4.26	4.13	4.00	3.83	3.71	3.63	3.38	4.05	0.54
10	4.86	4.70	4.63	4.56	4.43	4.35	4.18	4.00	3.92	3.82	3.45	4.22	0.54
11	4.80	4.63	4.58	4.55	4.44	4.33	4.19	4.00	3.90	3.75	3.38	4.18	0.57
12	4.83	4.73	4.67	4.63	4.54	4.42	4.29	4.12	4.00	3.89	3.53	4.29	0.53
13	4.78	4.61	4.55	4.50	4.38	4.27	4.15	3.92	3.88	3.75	3.44	4.16	0.55
14	4.70	4.60	4.54	4.46	4.30	4.17	4.05	3.90	3.81	3.75	3.38	4.12	0.52
15	4.80	4.68	4.63	4.58	4.50	4.38	4.26	4.11	4.00	3.85	3.39	4.23	0.56
16	4.72	4.55	4.50	4.43	4.33	4.18	4.05	3.90	3.80	3.72	3.36	4.09	0.57
17	4.67	4.50	4.40	4.33	4.19	4.04	3.92	3.77	3.68	3.57	3.25	3.99	0.58
18	4.72	4.55	4.50	4.43	4.33	4.21	4.05	3.86	3.77	3.69	3.42	4.10	0.54
19	4.67	4.50	4.40	4.34	4.20	4.07	3.91	3.80	3.70	3.57	3.23	4.00	0.56
20	4.62	4.40	4.28	4.24	4.08	4.00	3.85	3.70	3.60	3.50	3.15	3.92	0.54
21	4.67	4.50	4.43	4.33	4.20	4.05	3.94	3.83	3.70	3.63	3.21	4.02	0.55
.													
29	4.39	4.13	4.05	4.00	3.82	3.72	3.60	3.45	3.36	3.27	3.00	3.69	0.55
30	4.30	4.05	4.00	3.92	3.80	3.69	3.58	3.50	3.41	3.35	3.06	3.68	0.50
31	4.44	4.17	4.04	3.95	3.86	3.77	3.60	3.50	3.42	3.30	3.00	3.71	0.55
32	4.39	4.09	4.00	3.92	3.80	3.70	3.60	3.50	3.44	3.35	3.09	3.70	0.49
33	4.47	4.21	4.13	4.00	3.92	3.80	3.70	3.55	3.50	3.39	3.10	3.78	0.54
34	4.20	4.00	3.91	3.82	3.73	3.64	3.56	3.43	3.36	3.29	3.09	3.64	0.44
35	4.11	3.91	3.86	3.79	3.68	3.58	3.46	3.36	3.32	3.26	3.14	3.60	0.41
36	4.27	4.07	4.00	3.91	3.80	3.70	3.60	3.44	3.37	3.26	3.08	3.67	0.49
.													
40	4.43	4.23	4.18	4.13	4.00	3.88	3.77	3.63	3.56	3.43	3.10	3.81	0.55
Scale	90%	80%	75%	70%	60%	50%	40%	30%	25%	20%	10%	Mean	S.D.
A	4.72	4.58	4.53	4.47	4.33	4.24	4.12	3.95	3.86	3.75	3.44	4.14	0.54
B	4.74	4.63	4.57	4.50	4.39	4.26	4.11	3.96	3.85	3.74	3.41	4.15	0.55
C	4.76	4.64	4.58	4.52	4.43	4.31	4.19	4.02	3.94	3.82	3.46	4.20	0.53
D	4.65	4.47	4.39	4.31	4.21	4.08	3.97	3.85	3.75	3.68	3.36	4.03	0.51
F	4.37	4.10	4.00	3.94	3.83	3.73	3.62	3.53	3.42	3.35	3.06	3.71	0.51
G	4.15	3.95	3.89	3.83	3.72	3.64	3.53	3.44	3.38	3.32	3.13	3.64	0.41
I	4.43	4.23	4.18	4.13	4.00	3.88	3.77	3.63	3.56	3.43	3.10	3.81	0.55

The statistics for items 22-28 and 37-39 are not computed.



**Table 7.10.5**  
**Subject: Industrial**  
**Four-Year Colleges and Universities**  
**Percentile Distributions of Class Means**  
**Based on 414 Classes**

Item	90%	80%	75%	70%	60%	50%	40%	30%	25%	20%	10%	Mean	S.D.
1	4.79	4.64	4.57	4.50	4.42	4.31	4.17	4.05	4.05	3.83	3.56	4.22	0.48
2	4.83	4.70	4.62	4.56	4.47	4.36	4.25	4.11	4.05	3.94	3.67	4.28	0.48
3	4.82	4.72	4.67	4.60	4.52	4.43	4.30	4.20	4.13	4.00	3.73	4.33	0.46
4	4.78	4.65	4.60	4.54	4.43	4.29	4.17	4.00	3.88	3.77	3.44	4.18	0.56
5	4.75	4.64	4.57	4.50	4.43	4.29	4.11	4.00	3.91	3.84	3.56	4.20	0.52
6	4.75	4.62	4.56	4.52	4.41	4.28	4.10	3.97	3.88	3.75	3.42	4.16	0.55
7	4.91	4.83	4.80	4.78	4.70	4.63	4.53	4.39	4.31	4.11	3.63	4.44	0.56
8	4.78	4.67	4.60	4.56	4.45	4.34	4.20	4.08	4.00	3.89	3.67	4.25	0.48
9	4.70	4.57	4.50	4.45	4.36	4.25	4.13	4.00	3.90	3.82	3.56	4.18	0.47
10	4.83	4.67	4.64	4.58	4.50	4.40	4.29	4.17	4.09	4.00	3.70	4.32	0.45
11	4.83	4.73	4.67	4.63	4.50	4.40	4.28	4.13	4.05	3.92	3.62	4.29	0.54
12	4.89	4.78	4.74	4.69	4.62	4.50	4.40	4.27	4.17	4.09	3.85	4.42	0.44
13	4.82	4.69	4.64	4.58	4.50	4.40	4.28	4.12	4.00	3.95	3.58	4.28	0.50
14	4.80	4.67	4.60	4.50	4.40	4.33	4.19	4.08	4.00	3.86	3.58	4.23	0.50
15	4.88	4.75	4.70	4.64	4.57	4.46	4.33	4.20	4.13	4.00	3.64	4.35	0.48
16	4.82	4.67	4.60	4.53	4.44	4.33	4.22	4.08	4.00	3.91	3.59	4.26	0.49
17	4.73	4.56	4.50	4.44	4.29	4.20	4.06	3.90	3.83	3.75	3.39	4.11	0.54
18	4.78	4.64	4.60	4.55	4.43	4.31	4.22	4.09	4.00	3.93	3.67	4.27	0.43
19	4.67	4.55	4.50	4.44	4.32	4.20	4.00	3.92	3.85	3.75	3.40	4.10	0.55
20	4.56	4.40	4.33	4.26	4.15	4.00	3.89	3.75	3.69	3.57	3.30	3.96	0.53
21	4.67	4.58	4.50	4.45	4.36	4.23	4.10	4.00	3.89	3.80	3.55	4.16	0.49
.													
29	4.33	4.13	4.06	4.00	3.88	3.75	3.65	3.53	3.47	3.38	3.15	3.73	0.49
30	4.27	4.11	4.00	4.00	3.86	3.75	3.63	3.53	3.46	3.39	3.21	3.73	0.45
31	4.30	4.13	4.04	4.00	3.86	3.71	3.58	3.50	3.42	3.30	3.09	3.70	0.49
32	4.33	4.13	4.08	4.00	3.88	3.75	3.67	3.50	3.47	3.38	3.22	3.75	0.45
33	4.36	4.17	4.10	4.00	3.90	3.78	3.67	3.54	3.46	3.38	3.12	3.76	0.49
34	4.27	4.08	4.00	3.94	3.86	3.73	3.63	3.50	3.44	3.37	3.17	3.72	0.44
35	4.13	3.89	3.82	3.80	3.71	3.60	3.50	3.42	3.38	3.30	3.13	3.61	0.40
36	4.33	4.11	4.06	4.00	3.83	3.71	3.59	3.48	3.38	3.29	3.07	3.70	0.50
.													
40	4.46	4.29	4.25	4.20	4.08	4.00	3.83	3.73	3.67	3.57	3.30	3.92	0.48
Scale	90%	80%	75%	70%	60%	50%	40%	30%	25%	20%	10%	Mean	S.D.
A	4.76	4.65	4.60	4.55	4.45	4.33	4.20	4.06	3.98	3.87	3.65	4.24	0.48
B	4.76	4.65	4.60	4.56	4.47	4.36	4.26	4.10	4.03	3.95	3.67	4.27	0.46
C	4.83	4.71	4.65	4.62	4.51	4.38	4.31	4.18	4.07	3.94	3.69	4.31	0.47
D	4.67	4.54	4.47	4.42	4.33	4.20	4.07	3.96	3.87	3.80	3.55	4.14	0.45
F	4.29	4.10	4.04	3.99	3.89	3.73	3.63	3.54	3.49	3.39	3.17	3.74	0.46
G	4.22	4.00	3.95	3.90	3.78	3.68	3.58	3.49	3.41	3.33	3.13	3.68	0.42
I	4.46	4.29	4.25	4.20	4.08	4.00	3.83	3.73	3.67	3.57	3.30	3.92	0.48

The statistics for items 22-28 and 37-39 are not computed.

**Table 7.10.6**  
**Subject: Mechanical**  
**Four-Year Colleges and Universities**  
**Percentile Distributions of Class Means**  
**Based on 1671 Classes**

Item	90%	80%	75%	70%	60%	50%	40%	30%	25%	20%	10%	Mean	S.D.
1	4.65	4.48	4.43	4.38	4.26	4.13	4.00	3.83	4.05	3.67	3.36	4.05	0.53
2	4.72	4.58	4.50	4.46	4.33	4.22	4.11	3.94	3.84	3.75	3.46	4.15	0.51
3	4.82	4.72	4.67	4.61	4.50	4.40	4.29	4.15	4.00	3.92	3.57	4.28	0.53
4	4.70	4.53	4.47	4.42	4.30	4.17	4.00	3.85	3.75	3.64	3.33	4.07	0.56
5	4.70	4.52	4.44	4.38	4.22	4.10	3.95	3.77	3.65	3.56	3.21	4.00	0.61
6	4.72	4.53	4.46	4.38	4.24	4.15	4.00	3.75	3.64	3.50	3.00	4.00	0.64
7	4.89	4.81	4.78	4.73	4.64	4.56	4.44	4.27	4.17	4.05	3.56	4.36	0.62
8	4.76	4.62	4.55	4.47	4.35	4.25	4.13	3.94	3.83	3.73	3.38	4.14	0.54
9	4.67	4.50	4.42	4.36	4.25	4.14	4.00	3.86	3.75	3.64	3.36	4.06	0.51
10	4.82	4.68	4.63	4.57	4.45	4.33	4.20	4.07	4.00	3.84	3.50	4.23	0.54
11	4.82	4.67	4.59	4.50	4.37	4.24	4.08	3.93	3.83	3.70	3.31	4.12	0.63
12	4.83	4.71	4.64	4.58	4.46	4.35	4.23	4.06	3.95	3.82	3.43	4.21	0.60
13	4.73	4.58	4.53	4.46	4.31	4.18	4.00	3.85	3.74	3.62	3.29	4.07	0.61
14	4.71	4.53	4.45	4.38	4.25	4.13	4.00	3.85	3.73	3.61	3.31	4.04	0.58
15	4.80	4.67	4.61	4.53	4.41	4.29	4.16	4.00	3.88	3.75	3.36	4.16	0.62
16	4.62	4.48	4.40	4.34	4.23	4.12	4.00	3.80	3.71	3.59	3.30	4.02	0.53
17	4.60	4.43	4.35	4.29	4.17	4.00	3.87	3.66	3.55	3.44	3.11	3.92	0.59
18	4.70	4.53	4.46	4.41	4.28	4.16	4.00	3.88	3.78	3.67	3.42	4.09	0.52
19	4.60	4.41	4.33	4.26	4.11	3.94	3.80	3.60	3.50	3.38	3.05	3.87	0.61
20	4.41	4.24	4.17	4.10	3.95	3.81	3.67	3.50	3.42	3.30	3.05	3.76	0.56
21	4.64	4.44	4.38	4.32	4.19	4.07	3.92	3.75	3.67	3.54	3.30	3.99	0.54
.													
29	4.36	4.18	4.10	4.00	3.86	3.73	3.60	3.44	3.35	3.22	2.93	3.68	0.57
30	4.28	4.08	4.00	3.91	3.79	3.67	3.55	3.41	3.33	3.25	3.00	3.65	0.50
31	4.33	4.13	4.00	3.96	3.80	3.66	3.53	3.38	3.29	3.17	2.89	3.63	0.58
32	4.29	4.10	4.00	3.93	3.82	3.70	3.57	3.44	3.37	3.29	3.00	3.66	0.51
33	4.44	4.20	4.12	4.03	3.88	3.77	3.64	3.50	3.38	3.26	2.94	3.72	0.57
34	4.31	4.11	4.05	4.00	3.84	3.70	3.58	3.44	3.39	3.33	3.11	3.71	0.45
35	4.00	3.87	3.80	3.73	3.64	3.56	3.44	3.35	3.30	3.24	3.10	3.55	0.37
36	4.41	4.23	4.13	4.05	3.90	3.76	3.62	3.50	3.44	3.33	3.13	3.76	0.50
.													
40	4.50	4.32	4.25	4.16	4.00	3.89	3.78	3.60	3.50	3.36	3.08	3.82	0.60
Scale	90%	80%	75%	70%	60%	50%	40%	30%	25%	20%	10%	Mean	S.D.
A	4.70	4.55	4.48	4.43	4.30	4.20	4.07	3.91	3.81	3.70	3.42	4.11	0.52
B	4.73	4.60	4.53	4.48	4.37	4.28	4.16	3.97	3.87	3.78	3.41	4.16	0.52
C	4.76	4.60	4.56	4.48	4.36	4.22	4.10	3.94	3.85	3.71	3.38	4.12	0.59
D	4.54	4.38	4.32	4.26	4.15	4.02	3.87	3.71	3.63	3.52	3.26	3.94	0.52
F	4.31	4.11	4.02	3.94	3.83	3.70	3.59	3.45	3.36	3.23	3.00	3.67	0.53
G	4.18	4.02	3.97	3.91	3.80	3.68	3.57	3.45	3.40	3.33	3.16	3.67	0.40
I	4.50	4.32	4.25	4.16	4.00	3.89	3.78	3.60	3.50	3.36	3.08	3.82	0.60

The statistics for items 22-28 and 37-39 are not computed.

**Table 7.11**  
**Subject: Foreign Languages and Literature**  
**Four-Year Colleges and Universities**  
**Percentile Distributions of Class Means**  
**Based on 5476 Classes**

Item	90%	80%	75%	70%	60%	50%	40%	30%	25%	20%	10%	Mean	S.D.
1	4.80	4.68	4.63	4.58	4.50	4.39	4.28	4.14	4.05	3.95	3.68	4.30	0.46
2	4.86	4.75	4.71	4.67	4.57	4.47	4.36	4.24	4.17	4.08	3.79	4.38	0.45
3	4.92	4.83	4.79	4.75	4.67	4.59	4.50	4.36	4.29	4.19	3.92	4.49	0.42
4	4.82	4.71	4.67	4.62	4.53	4.41	4.30	4.14	4.06	3.95	3.64	4.30	0.49
5	4.81	4.70	4.65	4.60	4.50	4.38	4.25	4.09	4.00	3.90	3.57	4.27	0.51
6	4.81	4.68	4.63	4.57	4.46	4.36	4.21	4.06	3.95	3.86	3.52	4.24	0.53
7	4.92	4.85	4.81	4.77	4.69	4.60	4.50	4.37	4.30	4.20	3.89	4.49	0.44
8	4.79	4.67	4.60	4.56	4.45	4.35	4.22	4.09	4.00	3.90	3.63	4.26	0.48
9	4.73	4.59	4.53	4.47	4.36	4.26	4.14	4.00	3.93	3.83	3.57	4.19	0.47
10	4.93	4.86	4.82	4.79	4.71	4.63	4.53	4.40	4.33	4.25	4.00	4.52	0.42
11	4.90	4.81	4.77	4.72	4.64	4.53	4.40	4.25	4.17	4.06	3.71	4.40	0.50
12	4.93	4.87	4.83	4.79	4.71	4.63	4.53	4.39	4.31	4.22	3.91	4.51	0.45
13	4.88	4.78	4.73	4.69	4.60	4.50	4.38	4.25	4.15	4.06	3.75	4.39	0.47
14	4.82	4.70	4.65	4.60	4.50	4.38	4.27	4.13	4.05	3.94	3.70	4.30	0.47
15	4.91	4.82	4.79	4.75	4.67	4.57	4.45	4.31	4.23	4.13	3.82	4.45	0.47
16	4.79	4.67	4.62	4.57	4.47	4.36	4.25	4.11	4.00	3.93	3.64	4.27	0.48
17	4.78	4.67	4.61	4.56	4.45	4.33	4.22	4.09	4.00	3.92	3.64	4.26	0.47
18	4.82	4.71	4.67	4.63	4.54	4.44	4.33	4.20	4.11	4.00	3.75	4.35	0.44
19	4.76	4.63	4.57	4.52	4.41	4.30	4.18	4.00	3.94	3.86	3.55	4.21	0.49
20	4.71	4.57	4.50	4.45	4.35	4.25	4.13	4.00	3.92	3.84	3.59	4.18	0.48
21	4.76	4.64	4.57	4.53	4.42	4.31	4.19	4.06	4.00	3.88	3.60	4.23	0.48
.													
29	4.33	4.15	4.08	4.00	3.89	3.76	3.64	3.50	3.42	3.33	3.08	3.73	0.51
30	4.27	4.10	4.00	3.94	3.83	3.72	3.60	3.47	3.41	3.33	3.13	3.71	0.46
31	4.36	4.14	4.08	4.00	3.86	3.72	3.59	3.44	3.35	3.25	3.00	3.69	0.54
32	4.29	4.09	4.00	3.94	3.82	3.69	3.56	3.44	3.36	3.29	3.06	3.68	0.49
33	4.44	4.25	4.17	4.11	4.00	3.87	3.75	3.60	3.53	3.44	3.18	3.83	0.49
34	4.25	4.08	4.00	3.93	3.83	3.73	3.62	3.50	3.44	3.36	3.18	3.72	0.42
35	4.14	4.00	3.90	3.85	3.75	3.64	3.54	3.44	3.38	3.32	3.17	3.65	0.39
36	4.33	4.14	4.08	4.00	3.89	3.77	3.67	3.53	3.45	3.38	3.18	3.76	0.45
.													
40	4.60	4.45	4.39	4.33	4.23	4.13	4.00	3.87	3.78	3.68	3.42	4.05	0.48
.													
Scale	90%	80%	75%	70%	60%	50%	40%	30%	25%	20%	10%	Mean	S.D.
A	4.82	4.71	4.67	4.62	4.54	4.44	4.33	4.20	4.12	4.03	3.76	4.35	0.44
B	4.80	4.70	4.65	4.61	4.52	4.43	4.32	4.19	4.11	4.03	3.77	4.34	0.43
C	4.87	4.78	4.74	4.70	4.61	4.51	4.40	4.27	4.19	4.09	3.80	4.41	0.45
D	4.73	4.61	4.57	4.52	4.43	4.33	4.22	4.09	4.02	3.94	3.70	4.26	0.43
F	4.31	4.13	4.06	4.00	3.87	3.75	3.63	3.51	3.43	3.34	3.12	3.73	0.47
G	4.19	4.03	3.97	3.91	3.81	3.71	3.61	3.50	3.44	3.38	3.21	3.71	0.38
I	4.60	4.45	4.39	4.33	4.23	4.13	4.00	3.87	3.78	3.68	3.42	4.05	0.48

The statistics for items 22-28 and 37-39 are not computed.

**Table 7.11.1**  
**Subject: French**  
**Four-Year Colleges and Universities**  
**Percentile Distributions of Class Means**  
**Based on 662 Classes**

Item	90%	80%	75%	70%	60%	50%	40%	30%	25%	20%	10%	Mean	S.D.
1	4.80	4.64	4.58	4.54	4.46	4.38	4.29	4.15	4.05	4.00	3.81	4.32	0.40
2	4.85	4.77	4.71	4.68	4.60	4.50	4.40	4.29	4.23	4.14	3.92	4.43	0.39
3	4.92	4.85	4.82	4.78	4.70	4.64	4.50	4.42	4.33	4.27	4.00	4.54	0.36
4	4.81	4.70	4.67	4.60	4.53	4.44	4.32	4.19	4.10	4.00	3.75	4.34	0.44
5	4.78	4.65	4.60	4.54	4.42	4.31	4.20	4.08	4.00	3.89	3.67	4.25	0.46
6	4.80	4.67	4.60	4.55	4.45	4.32	4.20	4.08	4.00	3.88	3.60	4.24	0.48
7	4.93	4.88	4.83	4.80	4.73	4.64	4.56	4.42	4.33	4.29	4.07	4.55	0.37
8	4.77	4.64	4.55	4.50	4.42	4.30	4.20	4.08	4.00	3.91	3.70	4.25	0.45
9	4.70	4.55	4.50	4.46	4.38	4.27	4.17	4.06	4.00	3.90	3.67	4.21	0.42
10	4.92	4.86	4.82	4.79	4.71	4.63	4.53	4.44	4.36	4.30	4.09	4.55	0.36
11	4.90	4.80	4.78	4.71	4.60	4.50	4.40	4.25	4.17	4.08	3.80	4.41	0.47
12	4.92	4.86	4.81	4.78	4.69	4.60	4.48	4.33	4.27	4.21	3.89	4.48	0.45
13	4.86	4.75	4.69	4.64	4.54	4.47	4.38	4.26	4.20	4.10	3.82	4.39	0.42
14	4.79	4.68	4.63	4.58	4.47	4.36	4.27	4.14	4.07	4.00	3.79	4.32	0.41
15	4.90	4.81	4.78	4.73	4.64	4.56	4.45	4.31	4.24	4.15	3.85	4.45	0.45
16	4.76	4.64	4.58	4.54	4.44	4.33	4.25	4.11	4.07	4.00	3.75	4.28	0.42
17	4.75	4.64	4.60	4.54	4.44	4.33	4.22	4.10	4.00	3.93	3.70	4.27	0.43
18	4.83	4.73	4.69	4.63	4.53	4.43	4.33	4.20	4.13	4.07	3.85	4.38	0.39
19	4.78	4.64	4.57	4.50	4.41	4.31	4.22	4.10	4.00	3.93	3.70	4.26	0.43
20	4.70	4.57	4.50	4.44	4.30	4.18	4.08	3.94	3.88	3.81	3.50	4.13	0.51
21	4.77	4.60	4.56	4.50	4.38	4.27	4.16	4.06	4.00	3.88	3.67	4.23	0.43
.													
29	4.27	4.09	4.00	4.00	3.85	3.72	3.60	3.47	3.43	3.33	3.15	3.71	0.45
30	4.20	4.06	4.00	3.90	3.78	3.67	3.55	3.45	3.40	3.33	3.17	3.67	0.41
31	4.26	4.08	4.00	3.93	3.78	3.66	3.50	3.38	3.30	3.24	3.00	3.63	0.50
32	4.20	4.00	3.93	3.87	3.75	3.62	3.50	3.41	3.33	3.27	3.10	3.63	0.45
33	4.36	4.20	4.13	4.07	3.93	3.82	3.71	3.60	3.53	3.45	3.25	3.81	0.44
34	4.17	4.00	3.92	3.89	3.80	3.71	3.60	3.50	3.44	3.38	3.21	3.70	0.37
35	4.05	3.87	3.82	3.77	3.67	3.58	3.50	3.38	3.33	3.29	3.15	3.59	0.34
36	4.29	4.10	4.06	4.00	3.89	3.79	3.69	3.56	3.50	3.43	3.27	3.78	0.40
.													
40	4.55	4.43	4.38	4.31	4.22	4.13	4.00	3.90	3.83	3.75	3.50	4.06	0.43
.													
Scale	90%	80%	75%	70%	60%	50%	40%	30%	25%	20%	10%	Mean	S.D.
A	4.81	4.70	4.64	4.60	4.52	4.44	4.35	4.23	4.18	4.09	3.87	4.38	0.38
B	4.79	4.68	4.64	4.60	4.51	4.42	4.33	4.22	4.16	4.09	3.86	4.36	0.37
C	4.84	4.77	4.73	4.68	4.57	4.49	4.39	4.27	4.21	4.11	3.88	4.41	0.42
D	4.72	4.60	4.54	4.49	4.40	4.30	4.20	4.09	4.02	3.97	3.76	4.26	0.38
F	4.23	4.06	4.00	3.92	3.81	3.68	3.58	3.47	3.40	3.34	3.18	3.69	0.42
G	4.10	3.96	3.90	3.86	3.77	3.67	3.60	3.51	3.45	3.41	3.29	3.69	0.33
I	4.55	4.43	4.38	4.31	4.22	4.13	4.00	3.90	3.83	3.75	3.50	4.06	0.43

The statistics for items 22-28 and 37-39 are not computed.

**Table 7.11.2**  
**Subject: German**  
**Four-Year Colleges and Universities**  
**Percentile Distributions of Class Means**  
**Based on 194 Classes**

Item	90%	80%	75%	70%	60%	50%	40%	30%	25%	20%	10%	Mean	S.D.
1	4.70	4.59	4.54	4.46	4.39	4.30	4.15	4.00	4.05	3.91	3.67	4.21	0.44
2	4.81	4.72	4.69	4.63	4.57	4.43	4.33	4.25	4.15	4.08	3.87	4.37	0.42
3	4.92	4.85	4.80	4.78	4.70	4.63	4.54	4.40	4.33	4.14	3.83	4.48	0.46
4	4.77	4.62	4.56	4.53	4.41	4.23	4.11	4.00	3.89	3.77	3.37	4.16	0.54
5	4.76	4.60	4.56	4.50	4.42	4.30	4.09	4.00	3.86	3.75	3.56	4.18	0.50
6	4.73	4.60	4.54	4.46	4.38	4.27	4.13	3.92	3.88	3.80	3.60	4.17	0.50
7	4.91	4.84	4.82	4.80	4.73	4.67	4.62	4.50	4.47	4.40	4.09	4.58	0.37
8	4.67	4.55	4.50	4.46	4.40	4.30	4.17	4.00	3.93	3.82	3.55	4.19	0.46
9	4.57	4.43	4.36	4.33	4.22	4.11	4.00	3.90	3.82	3.75	3.56	4.07	0.44
10	4.93	4.85	4.82	4.78	4.73	4.68	4.58	4.44	4.33	4.22	4.00	4.52	0.46
11	4.91	4.78	4.72	4.69	4.61	4.44	4.37	4.21	4.11	3.94	3.60	4.35	0.52
12	4.90	4.85	4.80	4.75	4.70	4.64	4.50	4.33	4.25	4.18	3.85	4.47	0.48
13	4.78	4.71	4.67	4.62	4.54	4.44	4.29	4.10	4.00	3.86	3.67	4.30	0.47
14	4.75	4.62	4.56	4.54	4.43	4.31	4.21	4.09	4.00	3.89	3.55	4.23	0.46
15	4.89	4.80	4.73	4.69	4.61	4.50	4.38	4.29	4.18	4.09	3.64	4.39	0.49
16	4.67	4.56	4.46	4.44	4.38	4.20	4.00	3.86	3.78	3.67	3.44	4.10	0.54
17	4.73	4.63	4.57	4.50	4.40	4.24	4.10	4.00	3.93	3.88	3.58	4.19	0.49
18	4.75	4.67	4.60	4.56	4.45	4.38	4.22	4.09	4.00	3.97	3.77	4.28	0.44
19	4.63	4.54	4.44	4.38	4.30	4.13	4.00	3.90	3.78	3.63	3.25	4.06	0.55
20	4.64	4.45	4.38	4.33	4.23	4.10	4.00	3.93	3.88	3.76	3.54	4.09	0.47
21	4.69	4.55	4.50	4.41	4.33	4.15	4.00	3.86	3.77	3.71	3.45	4.09	0.52
.													
29	4.30	4.09	4.06	3.96	3.85	3.71	3.61	3.44	3.38	3.31	3.08	3.69	0.51
30	4.08	3.95	3.86	3.77	3.67	3.60	3.50	3.42	3.33	3.27	3.03	3.57	0.44
31	4.33	4.14	4.10	4.00	3.90	3.72	3.63	3.50	3.44	3.29	3.08	3.70	0.53
32	4.20	4.00	3.95	3.86	3.72	3.56	3.50	3.36	3.27	3.21	2.93	3.59	0.49
33	4.40	4.23	4.15	4.04	3.91	3.80	3.61	3.54	3.46	3.35	3.13	3.77	0.52
34	4.00	3.82	3.77	3.73	3.58	3.45	3.31	3.21	3.13	3.06	2.91	3.45	0.43
35	3.86	3.66	3.61	3.56	3.47	3.40	3.23	3.15	3.10	3.06	2.91	3.36	0.38
36	4.15	4.00	3.90	3.86	3.76	3.65	3.55	3.40	3.35	3.31	3.10	3.64	0.41
.													
40	4.62	4.50	4.44	4.36	4.25	4.17	4.06	3.89	3.73	3.67	3.38	4.06	0.51
.													
Scale	90%	80%	75%	70%	60%	50%	40%	30%	25%	20%	10%	Mean	S.D.
A	4.75	4.63	4.60	4.58	4.43	4.32	4.20	4.10	4.04	3.98	3.81	4.28	0.41
B	4.70	4.62	4.59	4.54	4.45	4.39	4.28	4.17	4.09	4.05	3.81	4.30	0.39
C	4.80	4.73	4.68	4.64	4.54	4.46	4.34	4.19	4.13	3.96	3.72	4.34	0.45
D	4.62	4.52	4.49	4.44	4.30	4.19	4.07	3.95	3.90	3.80	3.60	4.14	0.45
F	4.24	4.08	4.00	3.93	3.78	3.66	3.59	3.46	3.39	3.30	3.10	3.67	0.47
G	3.94	3.77	3.75	3.67	3.60	3.50	3.40	3.27	3.19	3.15	3.05	3.49	0.36
I	4.62	4.50	4.44	4.36	4.25	4.17	4.06	3.89	3.73	3.67	3.38	4.06	0.51

The statistics for items 22-28 and 37-39 are not computed.

**Table 7.11.3**  
**Subject: Spanish**  
**Four-Year Colleges and Universities**  
**Percentile Distributions of Class Means**  
**Based on 3092 Classes**

Item	90%	80%	75%	70%	60%	50%	40%	30%	25%	20%	10%	Mean	S.D.
1	4.80	4.67	4.63	4.58	4.50	4.39	4.27	4.13	4.05	3.93	3.67	4.29	0.46
2	4.85	4.75	4.70	4.65	4.56	4.45	4.33	4.22	4.14	4.06	3.77	4.37	0.45
3	4.90	4.81	4.77	4.73	4.67	4.56	4.46	4.33	4.27	4.18	3.93	4.47	0.40
4	4.82	4.71	4.67	4.61	4.50	4.40	4.29	4.13	4.06	3.94	3.63	4.30	0.49
5	4.81	4.69	4.64	4.58	4.50	4.38	4.25	4.08	4.00	3.88	3.56	4.26	0.51
6	4.80	4.67	4.62	4.56	4.45	4.33	4.20	4.00	3.92	3.81	3.47	4.22	0.54
7	4.91	4.83	4.79	4.75	4.67	4.57	4.47	4.33	4.25	4.14	3.82	4.46	0.46
8	4.78	4.67	4.60	4.55	4.44	4.33	4.20	4.07	4.00	3.88	3.60	4.24	0.49
9	4.72	4.58	4.50	4.46	4.36	4.26	4.14	4.00	3.92	3.82	3.55	4.18	0.47
10	4.92	4.85	4.80	4.77	4.69	4.60	4.50	4.38	4.31	4.23	4.00	4.51	0.41
11	4.90	4.80	4.75	4.71	4.63	4.50	4.39	4.23	4.14	4.06	3.71	4.39	0.49
12	4.93	4.86	4.82	4.78	4.71	4.63	4.52	4.38	4.31	4.22	3.92	4.50	0.44
13	4.88	4.77	4.73	4.68	4.58	4.47	4.36	4.22	4.13	4.05	3.75	4.38	0.47
14	4.82	4.69	4.64	4.59	4.50	4.39	4.27	4.13	4.05	3.95	3.70	4.30	0.46
15	4.90	4.81	4.78	4.73	4.65	4.56	4.45	4.30	4.22	4.12	3.82	4.44	0.47
16	4.79	4.67	4.62	4.57	4.47	4.37	4.26	4.14	4.07	4.00	3.67	4.29	0.47
17	4.78	4.65	4.60	4.55	4.44	4.33	4.22	4.08	4.00	3.92	3.67	4.26	0.47
18	4.81	4.70	4.67	4.62	4.53	4.44	4.33	4.20	4.12	4.00	3.80	4.35	0.43
19	4.75	4.63	4.57	4.50	4.40	4.29	4.18	4.00	3.95	3.86	3.55	4.21	0.48
20	4.69	4.56	4.50	4.44	4.34	4.24	4.13	4.00	3.93	3.85	3.61	4.18	0.45
21	4.74	4.61	4.56	4.50	4.40	4.29	4.17	4.04	3.96	3.86	3.60	4.21	0.47
.													
29	4.29	4.11	4.00	4.00	3.83	3.71	3.60	3.45	3.37	3.29	3.00	3.68	0.50
30	4.25	4.08	4.00	3.93	3.83	3.71	3.60	3.47	3.41	3.33	3.13	3.70	0.45
31	4.29	4.09	4.00	3.92	3.80	3.67	3.54	3.39	3.31	3.21	2.92	3.64	0.53
32	4.25	4.05	4.00	3.90	3.77	3.67	3.54	3.41	3.33	3.25	3.00	3.64	0.49
33	4.40	4.22	4.14	4.08	3.95	3.85	3.73	3.60	3.50	3.43	3.17	3.81	0.48
34	4.25	4.07	4.00	3.93	3.82	3.71	3.60	3.50	3.43	3.35	3.17	3.71	0.42
35	4.17	4.00	3.91	3.86	3.75	3.64	3.56	3.45	3.39	3.33	3.18	3.66	0.38
36	4.32	4.13	4.06	4.00	3.86	3.74	3.64	3.50	3.44	3.37	3.17	3.74	0.45
.													
40	4.59	4.43	4.38	4.31	4.20	4.10	4.00	3.84	3.75	3.65	3.40	4.03	0.48
.													
Scale	90%	80%	75%	70%	60%	50%	40%	30%	25%	20%	10%	Mean	S.D.
A	4.81	4.70	4.65	4.62	4.53	4.43	4.32	4.18	4.11	4.01	3.74	4.34	0.44
B	4.80	4.69	4.64	4.60	4.51	4.42	4.30	4.16	4.09	3.98	3.74	4.32	0.44
C	4.87	4.77	4.73	4.69	4.61	4.51	4.40	4.26	4.18	4.08	3.80	4.40	0.45
D	4.73	4.60	4.55	4.51	4.42	4.33	4.22	4.09	4.03	3.96	3.71	4.26	0.42
F	4.27	4.08	4.01	3.95	3.83	3.72	3.60	3.48	3.40	3.32	3.08	3.69	0.47
G	4.20	4.03	3.96	3.90	3.80	3.70	3.60	3.50	3.44	3.38	3.21	3.70	0.39
I	4.59	4.43	4.38	4.31	4.20	4.10	4.00	3.84	3.75	3.65	3.40	4.03	0.48

The statistics for items 22-28 and 37-39 are not computed.

**Table 7.12**  
**Subject: Home Economics and Vocational Home Economics**  
**Four-Year Colleges and Universities**  
**Percentile Distributions of Class Means**  
**Based on 696 Classes**

Item	90%	80%	75%	70%	60%	50%	40%	30%	25%	20%	10%	Mean	S.D.
1	4.79	4.67	4.63	4.57	4.45	4.35	4.23	4.07	4.05	3.87	3.57	4.24	0.52
2	4.85	4.75	4.69	4.67	4.56	4.45	4.33	4.18	4.13	4.00	3.74	4.34	0.49
3	4.86	4.75	4.71	4.65	4.58	4.50	4.36	4.23	4.13	4.03	3.75	4.37	0.48
4	4.80	4.69	4.64	4.57	4.47	4.33	4.20	4.06	3.95	3.83	3.58	4.24	0.51
5	4.80	4.67	4.62	4.56	4.45	4.31	4.13	3.97	3.87	3.75	3.42	4.19	0.54
6	4.81	4.71	4.67	4.63	4.50	4.41	4.25	4.05	3.94	3.83	3.48	4.26	0.54
7	4.96	4.90	4.88	4.86	4.81	4.77	4.71	4.63	4.59	4.53	4.33	4.67	0.37
8	4.86	4.76	4.71	4.67	4.59	4.50	4.37	4.21	4.15	4.06	3.78	4.37	0.48
9	4.70	4.57	4.50	4.45	4.33	4.21	4.09	3.94	3.88	3.79	3.55	4.15	0.49
10	4.90	4.82	4.78	4.73	4.65	4.56	4.44	4.30	4.22	4.11	3.83	4.43	0.47
11	4.90	4.81	4.77	4.72	4.63	4.52	4.41	4.22	4.11	4.00	3.57	4.36	0.57
12	4.93	4.86	4.83	4.80	4.71	4.64	4.52	4.38	4.27	4.17	3.73	4.46	0.55
13	4.87	4.77	4.72	4.68	4.58	4.48	4.33	4.17	4.10	4.00	3.63	4.33	0.54
14	4.82	4.70	4.65	4.60	4.47	4.38	4.25	4.09	4.00	3.89	3.47	4.26	0.54
15	4.92	4.83	4.79	4.74	4.67	4.58	4.48	4.31	4.21	4.08	3.64	4.42	0.54
16	4.77	4.68	4.61	4.56	4.48	4.37	4.24	4.11	4.00	3.94	3.64	4.26	0.50
17	4.71	4.57	4.50	4.43	4.29	4.11	3.92	3.68	3.57	3.44	3.12	4.00	0.62
18	4.77	4.64	4.58	4.50	4.39	4.27	4.09	3.91	3.81	3.68	3.39	4.15	0.55
19	4.74	4.58	4.52	4.47	4.33	4.20	4.06	3.88	3.78	3.68	3.43	4.12	0.53
20	4.63	4.48	4.42	4.33	4.21	4.11	4.00	3.83	3.75	3.64	3.20	4.02	0.54
21	4.78	4.61	4.55	4.50	4.38	4.25	4.11	3.94	3.83	3.74	3.44	4.15	0.54
.													
29	4.40	4.20	4.09	4.00	3.88	3.75	3.64	3.50	3.42	3.35	3.11	3.74	0.50
30	4.35	4.17	4.09	4.00	3.88	3.77	3.64	3.53	3.46	3.39	3.19	3.76	0.46
31	4.50	4.27	4.21	4.12	4.00	3.85	3.71	3.57	3.47	3.40	3.10	3.82	0.52
32	4.44	4.25	4.17	4.09	4.00	3.85	3.71	3.58	3.52	3.45	3.22	3.83	0.48
33	4.64	4.42	4.35	4.27	4.14	4.00	3.85	3.70	3.64	3.53	3.25	3.96	0.53
34	4.44	4.20	4.11	4.04	3.88	3.75	3.64	3.50	3.45	3.35	3.17	3.78	0.48
35	4.21	4.00	3.93	3.85	3.75	3.63	3.53	3.42	3.38	3.32	3.20	3.66	0.39
36	4.38	4.13	4.00	3.94	3.80	3.67	3.50	3.36	3.29	3.18	2.96	3.66	0.55
.													
40	4.55	4.43	4.38	4.32	4.20	4.10	3.96	3.81	3.73	3.65	3.39	4.01	0.48
.													
Scale	90%	80%	75%	70%	60%	50%	40%	30%	25%	20%	10%	Mean	S.D.
A	4.80	4.69	4.65	4.60	4.49	4.39	4.25	4.09	4.01	3.92	3.64	4.28	0.49
B	4.81	4.73	4.69	4.65	4.58	4.47	4.38	4.24	4.18	4.09	3.81	4.38	0.43
C	4.87	4.79	4.74	4.70	4.60	4.50	4.40	4.25	4.16	4.02	3.62	4.36	0.53
D	4.69	4.56	4.51	4.45	4.31	4.21	4.04	3.87	3.78	3.68	3.48	4.11	0.50
F	4.42	4.24	4.17	4.10	3.97	3.84	3.71	3.60	3.53	3.44	3.20	3.82	0.48
G	4.30	4.10	4.00	3.93	3.79	3.68	3.57	3.44	3.39	3.31	3.13	3.70	0.44
I	4.55	4.43	4.38	4.32	4.20	4.10	3.96	3.81	3.73	3.65	3.39	4.01	0.48

The statistics for items 22-28 and 37-39 are not computed.

**Table 7.13**  
**Subject: Interdisciplinary Studies**  
**Four-Year Colleges and Universities**  
**Percentile Distributions of Class Means**  
**Based on 2750 Classes**

Item	90%	80%	75%	70%	60%	50%	40%	30%	25%	20%	10%	Mean	S.D.
1	4.72	4.59	4.54	4.48	4.38	4.27	4.15	4.00	4.05	3.83	3.56	4.19	0.48
2	4.76	4.64	4.58	4.54	4.43	4.33	4.22	4.09	4.00	3.90	3.65	4.25	0.46
3	4.78	4.67	4.60	4.55	4.45	4.35	4.25	4.11	4.04	3.94	3.67	4.28	0.45
4	4.71	4.57	4.50	4.45	4.35	4.24	4.11	3.95	3.86	3.74	3.44	4.14	0.52
5	4.75	4.61	4.55	4.50	4.38	4.26	4.15	4.00	3.89	3.79	3.45	4.17	0.52
6	4.76	4.64	4.57	4.53	4.43	4.31	4.17	4.00	3.90	3.80	3.47	4.19	0.52
7	4.92	4.86	4.82	4.79	4.72	4.65	4.58	4.50	4.44	4.36	4.10	4.57	0.36
8	4.75	4.62	4.56	4.50	4.40	4.30	4.17	4.04	3.94	3.85	3.53	4.21	0.49
9	4.68	4.55	4.48	4.43	4.30	4.19	4.07	3.92	3.84	3.74	3.45	4.12	0.49
10	4.85	4.74	4.69	4.64	4.55	4.43	4.31	4.17	4.08	4.00	3.72	4.34	0.46
11	4.85	4.73	4.69	4.64	4.53	4.42	4.29	4.13	4.00	3.92	3.55	4.29	0.55
12	4.92	4.82	4.78	4.73	4.65	4.56	4.44	4.29	4.20	4.10	3.78	4.42	0.50
13	4.82	4.71	4.65	4.60	4.50	4.36	4.23	4.08	4.00	3.88	3.55	4.26	0.53
14	4.75	4.60	4.54	4.50	4.38	4.26	4.13	4.00	3.89	3.78	3.45	4.16	0.53
15	4.89	4.80	4.74	4.70	4.61	4.50	4.39	4.25	4.15	4.05	3.70	4.38	0.51
16	4.72	4.58	4.53	4.47	4.36	4.25	4.13	4.00	3.89	3.80	3.50	4.16	0.52
17	4.68	4.53	4.46	4.42	4.30	4.17	4.00	3.88	3.78	3.69	3.35	4.08	0.54
18	4.71	4.57	4.50	4.45	4.35	4.23	4.11	4.00	3.88	3.78	3.50	4.15	0.51
19	4.67	4.50	4.45	4.40	4.28	4.15	4.00	3.88	3.78	3.67	3.36	4.07	0.54
20	4.54	4.36	4.27	4.20	4.07	3.94	3.80	3.64	3.54	3.43	3.15	3.88	0.55
21	4.63	4.48	4.42	4.36	4.23	4.11	3.95	3.80	3.71	3.58	3.29	4.02	0.54
.													
29	4.22	4.00	3.90	3.82	3.65	3.50	3.33	3.18	3.09	3.00	2.73	3.48	0.58
30	4.18	4.00	3.88	3.80	3.67	3.56	3.42	3.28	3.20	3.13	2.91	3.54	0.50
31	4.23	3.94	3.84	3.75	3.57	3.39	3.22	3.05	2.94	2.83	2.57	3.38	0.63
32	4.29	4.08	4.00	3.90	3.75	3.60	3.45	3.29	3.20	3.10	2.87	3.58	0.56
33	4.33	4.11	4.00	3.93	3.78	3.62	3.50	3.33	3.25	3.14	2.87	3.61	0.57
34	4.13	3.91	3.82	3.75	3.63	3.50	3.36	3.21	3.13	3.03	2.77	3.47	0.52
35	4.05	3.87	3.79	3.71	3.60	3.50	3.41	3.29	3.25	3.18	3.00	3.52	0.41
36	4.13	3.89	3.80	3.71	3.56	3.41	3.25	3.07	3.00	2.88	2.56	3.37	0.60
.													
40	4.44	4.27	4.20	4.14	4.00	3.89	3.75	3.63	3.53	3.43	3.17	3.84	0.51
.													
Scale	90%	80%	75%	70%	60%	50%	40%	30%	25%	20%	10%	Mean	S.D.
A	4.73	4.60	4.54	4.48	4.39	4.29	4.18	4.04	3.95	3.86	3.58	4.21	0.46
B	4.75	4.65	4.60	4.55	4.46	4.37	4.26	4.13	4.06	3.96	3.71	4.29	0.43
C	4.82	4.72	4.67	4.62	4.53	4.42	4.29	4.15	4.07	3.96	3.64	4.30	0.50
D	4.62	4.47	4.41	4.36	4.25	4.13	4.02	3.88	3.80	3.70	3.40	4.06	0.50
F	4.23	4.00	3.90	3.83	3.68	3.52	3.39	3.24	3.15	3.05	2.82	3.52	0.54
G	4.05	3.86	3.78	3.71	3.58	3.48	3.35	3.20	3.13	3.05	2.83	3.45	0.47
I	4.44	4.27	4.20	4.14	4.00	3.89	3.75	3.63	3.53	3.43	3.17	3.84	0.51

The statistics for items 22-28 and 37-39 are not computed.



**Table 7.14**  
**Subject: Law and Legal Services**  
**Four-Year Colleges and Universities**  
**Percentile Distributions of Class Means**  
**Based on 1100 Classes**

Item	90%	80%	75%	70%	60%	50%	40%	30%	25%	20%	10%	Mean	S.D.
1	4.88	4.77	4.71	4.68	4.60	4.50	4.38	4.26	4.05	4.10	3.80	4.41	0.43
2	4.89	4.80	4.75	4.71	4.65	4.55	4.46	4.33	4.26	4.17	3.90	4.45	0.43
3	4.93	4.85	4.81	4.78	4.71	4.65	4.57	4.46	4.39	4.30	4.06	4.55	0.38
4	4.89	4.79	4.74	4.70	4.61	4.50	4.42	4.30	4.21	4.12	3.78	4.41	0.47
5	4.90	4.82	4.76	4.71	4.63	4.54	4.43	4.26	4.20	4.09	3.75	4.42	0.47
6	4.89	4.80	4.75	4.71	4.63	4.55	4.44	4.29	4.20	4.09	3.76	4.42	0.46
7	4.96	4.91	4.88	4.86	4.82	4.78	4.71	4.65	4.60	4.54	4.35	4.70	0.29
8	4.90	4.80	4.77	4.75	4.67	4.59	4.50	4.36	4.29	4.17	3.89	4.47	0.42
9	4.84	4.75	4.70	4.65	4.57	4.48	4.40	4.27	4.19	4.09	3.80	4.39	0.43
10	4.91	4.83	4.80	4.77	4.70	4.63	4.55	4.44	4.36	4.27	4.00	4.52	0.40
11	4.91	4.82	4.77	4.71	4.63	4.53	4.40	4.27	4.18	4.08	3.75	4.42	0.46
12	4.94	4.87	4.83	4.79	4.73	4.64	4.53	4.43	4.36	4.28	4.00	4.53	0.42
13	4.89	4.78	4.71	4.67	4.56	4.45	4.33	4.18	4.10	4.00	3.67	4.36	0.48
14	4.84	4.70	4.64	4.58	4.47	4.35	4.22	4.07	4.00	3.87	3.59	4.27	0.49
15	4.92	4.85	4.80	4.76	4.68	4.60	4.50	4.38	4.30	4.20	3.89	4.49	0.44
16	4.87	4.75	4.71	4.67	4.58	4.48	4.38	4.26	4.17	4.07	3.77	4.39	0.45
17	4.83	4.67	4.62	4.56	4.43	4.30	4.14	3.96	3.87	3.73	3.40	4.19	0.57
18	4.88	4.77	4.71	4.67	4.57	4.47	4.37	4.24	4.14	4.05	3.76	4.38	0.46
19	4.83	4.67	4.61	4.56	4.44	4.33	4.22	4.06	4.00	3.83	3.53	4.24	0.51
20	4.76	4.62	4.57	4.50	4.38	4.26	4.14	4.00	3.95	3.88	3.57	4.21	0.48
21	4.83	4.70	4.63	4.56	4.45	4.33	4.23	4.11	4.00	3.88	3.59	4.27	0.49
.													
29	4.53	4.37	4.30	4.25	4.12	4.00	3.90	3.77	3.70	3.62	3.33	3.96	0.48
30	4.47	4.28	4.20	4.13	4.00	3.90	3.79	3.67	3.62	3.52	3.28	3.88	0.47
31	4.55	4.37	4.29	4.23	4.12	4.00	3.88	3.75	3.67	3.57	3.28	3.94	0.51
32	4.53	4.38	4.30	4.24	4.12	4.03	3.91	3.81	3.74	3.64	3.36	3.98	0.46
33	4.54	4.33	4.29	4.20	4.10	3.95	3.83	3.71	3.64	3.55	3.29	3.92	0.50
34	4.42	4.25	4.18	4.13	4.00	3.89	3.78	3.65	3.58	3.53	3.36	3.88	0.41
35	4.32	4.13	4.06	4.00	3.89	3.78	3.69	3.57	3.50	3.44	3.25	3.78	0.40
36	4.47	4.29	4.20	4.14	4.00	3.90	3.80	3.69	3.64	3.55	3.35	3.91	0.42
.													
40	4.63	4.50	4.46	4.41	4.33	4.23	4.13	4.00	3.92	3.83	3.55	4.15	0.45
.													
Scale	90%	80%	75%	70%	60%	50%	40%	30%	25%	20%	10%	Mean	S.D.
A	4.88	4.79	4.74	4.71	4.63	4.54	4.46	4.32	4.24	4.16	3.86	4.45	0.42
B	4.88	4.80	4.76	4.73	4.67	4.60	4.52	4.40	4.34	4.24	3.95	4.50	0.38
C	4.89	4.79	4.74	4.70	4.61	4.51	4.40	4.27	4.19	4.10	3.79	4.41	0.44
D	4.81	4.68	4.62	4.55	4.45	4.36	4.25	4.11	4.03	3.93	3.66	4.28	0.46
F	4.51	4.34	4.26	4.21	4.08	3.98	3.87	3.75	3.69	3.58	3.33	3.94	0.47
G	4.37	4.21	4.14	4.07	3.95	3.87	3.75	3.65	3.59	3.53	3.36	3.86	0.39
I	4.63	4.50	4.46	4.41	4.33	4.23	4.13	4.00	3.92	3.83	3.55	4.15	0.45

The statistics for items 22-28 and 37-39 are not computed.

**Table 7.15**  
**Subject: Letters and Humanities**  
**Four-Year Colleges and Universities**  
**Percentile Distributions of Class Means**  
**Based on 21798 Classes**

Item	90%	80%	75%	70%	60%	50%	40%	30%	25%	20%	10%	Mean	S.D.
1	4.80	4.68	4.63	4.58	4.50	4.40	4.29	4.15	4.05	4.00	3.69	4.30	0.47
2	4.82	4.71	4.67	4.63	4.53	4.43	4.32	4.18	4.10	4.00	3.71	4.33	0.47
3	4.86	4.76	4.72	4.67	4.59	4.50	4.39	4.27	4.19	4.10	3.80	4.40	0.45
4	4.78	4.67	4.61	4.56	4.45	4.35	4.22	4.07	4.00	3.87	3.54	4.24	0.52
5	4.81	4.69	4.64	4.59	4.50	4.38	4.27	4.11	4.00	3.92	3.59	4.28	0.51
6	4.82	4.71	4.65	4.60	4.50	4.40	4.28	4.13	4.04	3.92	3.60	4.28	0.52
7	4.94	4.89	4.87	4.84	4.79	4.73	4.67	4.58	4.53	4.46	4.26	4.65	0.33
8	4.79	4.67	4.62	4.57	4.47	4.37	4.25	4.13	4.05	3.94	3.64	4.28	0.47
9	4.73	4.60	4.54	4.50	4.38	4.27	4.15	4.00	3.93	3.85	3.56	4.19	0.48
10	4.91	4.82	4.78	4.74	4.65	4.56	4.45	4.33	4.24	4.14	3.85	4.45	0.46
11	4.88	4.79	4.74	4.69	4.60	4.50	4.38	4.23	4.14	4.00	3.68	4.37	0.52
12	4.92	4.84	4.80	4.77	4.69	4.60	4.50	4.36	4.28	4.18	3.86	4.47	0.48
13	4.86	4.75	4.69	4.64	4.55	4.44	4.32	4.18	4.09	4.00	3.67	4.33	0.50
14	4.80	4.67	4.63	4.57	4.47	4.36	4.25	4.10	4.00	3.91	3.61	4.26	0.49
15	4.90	4.82	4.78	4.75	4.67	4.57	4.47	4.33	4.25	4.15	3.82	4.44	0.49
16	4.77	4.65	4.60	4.55	4.44	4.33	4.22	4.08	4.00	3.90	3.59	4.24	0.49
17	4.75	4.63	4.57	4.50	4.41	4.30	4.18	4.06	4.00	3.87	3.57	4.22	0.49
18	4.78	4.67	4.60	4.56	4.45	4.35	4.24	4.10	4.00	3.92	3.64	4.26	0.48
19	4.77	4.64	4.59	4.54	4.43	4.33	4.20	4.07	4.00	3.87	3.56	4.23	0.50
20	4.67	4.53	4.46	4.41	4.30	4.19	4.07	3.93	3.85	3.75	3.50	4.12	0.48
21	4.73	4.60	4.54	4.50	4.38	4.26	4.14	4.00	3.91	3.81	3.50	4.18	0.51
.													
29	4.36	4.16	4.08	4.00	3.88	3.75	3.62	3.47	3.38	3.29	3.00	3.71	0.53
30	4.32	4.14	4.07	4.00	3.88	3.76	3.64	3.52	3.45	3.36	3.15	3.74	0.47
31	4.31	4.08	4.00	3.92	3.76	3.62	3.47	3.31	3.21	3.11	2.83	3.58	0.58
32	4.37	4.18	4.10	4.00	3.91	3.78	3.65	3.50	3.44	3.35	3.11	3.75	0.50
33	4.42	4.22	4.14	4.07	3.93	3.81	3.67	3.53	3.44	3.35	3.09	3.77	0.52
34	4.30	4.13	4.06	4.00	3.89	3.79	3.68	3.57	3.50	3.43	3.25	3.77	0.42
35	4.23	4.06	4.00	3.92	3.82	3.71	3.62	3.50	3.46	3.40	3.23	3.72	0.39
36	4.31	4.12	4.05	4.00	3.85	3.73	3.61	3.50	3.41	3.33	3.10	3.71	0.48
.													
40	4.55	4.40	4.33	4.29	4.18	4.07	3.95	3.82	3.74	3.64	3.36	4.00	0.49
.													
Scale	90%	80%	75%	70%	60%	50%	40%	30%	25%	20%	10%	Mean	S.D.
A	4.79	4.68	4.63	4.59	4.50	4.41	4.30	4.17	4.09	3.99	3.69	4.31	0.46
B	4.80	4.71	4.67	4.63	4.55	4.46	4.36	4.24	4.17	4.08	3.83	4.37	0.42
C	4.85	4.76	4.71	4.67	4.59	4.49	4.38	4.25	4.17	4.06	3.76	4.37	0.48
D	4.72	4.60	4.55	4.50	4.40	4.31	4.20	4.08	4.00	3.91	3.65	4.23	0.45
F	4.33	4.13	4.06	3.99	3.87	3.74	3.62	3.48	3.40	3.31	3.07	3.71	0.50
G	4.24	4.07	4.00	3.94	3.84	3.74	3.64	3.54	3.48	3.41	3.23	3.74	0.39
I	4.55	4.40	4.33	4.29	4.18	4.07	3.95	3.82	3.74	3.64	3.36	4.00	0.49

The statistics for items 22-28 and 37-39 are not computed.

**Table 7.15.1**  
**Subject: Classics**  
**Four-Year Colleges and Universities**  
**Percentile Distributions of Class Means**  
**Based on 139 Classes**

Item	90%	80%	75%	70%	60%	50%	40%	30%	25%	20%	10%	Mean	S.D.
1	4.82	4.75	4.68	4.63	4.47	4.33	4.18	4.07	4.05	3.96	3.56	4.28	0.48
2	4.88	4.77	4.73	4.70	4.57	4.40	4.27	4.14	4.07	3.93	3.57	4.32	0.51
3	4.92	4.82	4.81	4.76	4.67	4.56	4.38	4.22	4.15	4.07	3.87	4.41	0.51
4	4.82	4.71	4.69	4.64	4.50	4.30	4.17	4.07	4.00	3.83	3.50	4.25	0.53
5	4.85	4.75	4.68	4.60	4.46	4.31	4.20	4.00	4.00	3.86	3.41	4.23	0.58
6	4.84	4.73	4.64	4.58	4.42	4.33	4.15	4.05	4.00	3.93	3.47	4.21	0.59
7	4.95	4.89	4.86	4.83	4.76	4.70	4.67	4.59	4.52	4.45	4.23	4.63	0.32
8	4.82	4.68	4.63	4.58	4.47	4.32	4.21	4.09	4.00	3.88	3.53	4.24	0.54
9	4.77	4.63	4.59	4.56	4.42	4.25	4.14	4.00	3.92	3.83	3.59	4.20	0.48
10	4.93	4.88	4.83	4.81	4.73	4.64	4.55	4.41	4.33	4.25	3.89	4.50	0.49
11	4.90	4.83	4.80	4.75	4.69	4.56	4.36	4.27	4.17	4.09	3.61	4.37	0.59
12	4.94	4.86	4.84	4.80	4.71	4.63	4.55	4.45	4.40	4.31	3.74	4.50	0.50
13	4.89	4.82	4.77	4.71	4.63	4.50	4.33	4.15	4.04	3.89	3.36	4.31	0.63
14	4.86	4.73	4.68	4.63	4.50	4.43	4.30	4.18	4.07	3.94	3.59	4.30	0.53
15	4.89	4.82	4.80	4.75	4.68	4.60	4.50	4.36	4.31	4.19	3.83	4.46	0.48
16	4.82	4.65	4.61	4.55	4.46	4.33	4.18	4.00	3.95	3.83	3.56	4.23	0.55
17	4.79	4.70	4.64	4.50	4.44	4.35	4.23	4.00	3.83	3.72	3.44	4.18	0.61
18	4.81	4.70	4.68	4.63	4.49	4.35	4.21	4.06	4.00	3.86	3.50	4.24	0.56
19	4.77	4.58	4.53	4.50	4.39	4.18	4.00	3.91	3.80	3.71	3.32	4.11	0.56
20	4.67	4.50	4.44	4.38	4.29	4.12	4.00	3.90	3.86	3.78	3.54	4.12	0.44
21	4.80	4.64	4.60	4.54	4.34	4.20	4.07	3.93	3.87	3.73	3.39	4.15	0.56
.													
29	4.33	4.11	4.07	4.00	3.90	3.72	3.50	3.39	3.36	3.24	2.92	3.67	0.53
30	4.27	4.07	4.00	3.89	3.75	3.63	3.52	3.41	3.31	3.27	2.94	3.62	0.50
31	4.31	4.00	3.94	3.87	3.70	3.56	3.43	3.31	3.25	3.17	2.84	3.56	0.56
32	4.24	4.11	4.00	3.86	3.73	3.63	3.54	3.45	3.38	3.29	3.00	3.64	0.50
33	4.33	4.11	4.00	3.92	3.83	3.67	3.52	3.42	3.34	3.18	2.94	3.64	0.55
34	4.20	3.95	3.90	3.83	3.77	3.67	3.56	3.44	3.41	3.30	3.08	3.65	0.41
35	4.00	3.86	3.81	3.75	3.64	3.53	3.44	3.35	3.28	3.19	3.06	3.55	0.39
36	4.25	4.11	4.00	3.93	3.81	3.70	3.62	3.43	3.37	3.30	3.11	3.70	0.42
.													
40	4.56	4.44	4.40	4.35	4.20	4.04	3.89	3.71	3.61	3.50	3.26	3.96	0.55
.													
Scale	90%	80%	75%	70%	60%	50%	40%	30%	25%	20%	10%	Mean	S.D.
A	4.85	4.75	4.71	4.65	4.54	4.37	4.25	4.09	4.01	3.93	3.61	4.30	0.50
B	4.86	4.71	4.67	4.64	4.56	4.47	4.34	4.22	4.14	4.09	3.83	4.36	0.45
C	4.90	4.78	4.74	4.70	4.64	4.55	4.45	4.27	4.19	4.10	3.60	4.39	0.53
D	4.77	4.60	4.58	4.50	4.39	4.24	4.12	4.00	3.91	3.86	3.61	4.18	0.51
F	4.30	4.04	3.95	3.89	3.78	3.65	3.50	3.40	3.32	3.29	3.00	3.63	0.51
G	4.11	3.91	3.85	3.82	3.74	3.65	3.55	3.42	3.33	3.29	3.17	3.64	0.37
I	4.56	4.44	4.40	4.35	4.20	4.04	3.89	3.71	3.61	3.50	3.26	3.96	0.55

The statistics for items 22-28 and 37-39 are not computed.

**Table 7.15.2**  
**Subject: English Language and Literature**  
**Four-Year Colleges and Universities**  
**Percentile Distributions of Class Means**  
**Based on 17733 Classes**

Item	90%	80%	75%	70%	60%	50%	40%	30%	25%	20%	10%	Mean	S.D.
1	4.79	4.67	4.63	4.58	4.50	4.39	4.29	4.15	4.05	4.00	3.67	4.29	0.48
2	4.81	4.71	4.67	4.62	4.53	4.43	4.31	4.18	4.09	4.00	3.70	4.32	0.48
3	4.86	4.76	4.72	4.68	4.60	4.50	4.40	4.27	4.19	4.10	3.80	4.40	0.45
4	4.77	4.65	4.60	4.56	4.44	4.33	4.21	4.06	3.97	3.86	3.52	4.22	0.52
5	4.80	4.69	4.64	4.59	4.50	4.38	4.26	4.11	4.00	3.91	3.58	4.27	0.51
6	4.81	4.70	4.65	4.60	4.50	4.40	4.27	4.12	4.00	3.92	3.59	4.28	0.52
7	4.94	4.89	4.88	4.85	4.79	4.74	4.67	4.60	4.54	4.47	4.27	4.66	0.32
8	4.78	4.67	4.61	4.56	4.46	4.36	4.25	4.11	4.00	3.93	3.64	4.27	0.48
9	4.73	4.60	4.54	4.50	4.38	4.27	4.15	4.00	3.93	3.85	3.55	4.19	0.49
10	4.91	4.82	4.78	4.75	4.67	4.56	4.45	4.33	4.25	4.14	3.85	4.45	0.45
11	4.88	4.78	4.74	4.69	4.60	4.50	4.38	4.23	4.13	4.00	3.67	4.36	0.52
12	4.92	4.84	4.80	4.77	4.69	4.60	4.50	4.36	4.27	4.17	3.85	4.46	0.48
13	4.86	4.74	4.69	4.64	4.55	4.44	4.32	4.17	4.08	4.00	3.67	4.33	0.50
14	4.80	4.67	4.62	4.57	4.47	4.36	4.25	4.10	4.00	3.91	3.60	4.26	0.49
15	4.90	4.82	4.79	4.75	4.67	4.58	4.47	4.33	4.25	4.15	3.82	4.44	0.49
16	4.76	4.64	4.58	4.53	4.44	4.33	4.22	4.08	4.00	3.88	3.58	4.23	0.50
17	4.75	4.62	4.56	4.50	4.40	4.30	4.18	4.05	4.00	3.87	3.57	4.21	0.49
18	4.78	4.67	4.60	4.56	4.45	4.35	4.23	4.09	4.00	3.92	3.63	4.26	0.48
19	4.77	4.64	4.59	4.54	4.43	4.33	4.20	4.07	4.00	3.87	3.56	4.23	0.51
20	4.67	4.53	4.47	4.42	4.31	4.20	4.08	3.94	3.87	3.78	3.50	4.13	0.47
21	4.73	4.60	4.54	4.50	4.38	4.25	4.13	4.00	3.91	3.80	3.50	4.17	0.51
.													
29	4.35	4.14	4.07	4.00	3.88	3.75	3.62	3.47	3.38	3.29	3.00	3.71	0.53
30	4.31	4.13	4.06	4.00	3.88	3.76	3.64	3.52	3.44	3.36	3.15	3.74	0.46
31	4.30	4.07	4.00	3.91	3.75	3.61	3.47	3.31	3.21	3.11	2.82	3.58	0.58
32	4.36	4.17	4.10	4.00	3.90	3.78	3.65	3.50	3.44	3.35	3.11	3.75	0.50
33	4.40	4.20	4.13	4.06	3.92	3.80	3.67	3.50	3.43	3.33	3.08	3.76	0.52
34	4.30	4.13	4.07	4.00	3.89	3.79	3.69	3.57	3.50	3.44	3.25	3.78	0.41
35	4.21	4.05	4.00	3.92	3.80	3.71	3.61	3.50	3.46	3.40	3.23	3.72	0.38
36	4.31	4.12	4.05	4.00	3.86	3.73	3.63	3.50	3.42	3.33	3.12	3.72	0.47
.													
40	4.56	4.40	4.33	4.29	4.18	4.07	3.95	3.82	3.74	3.64	3.36	4.00	0.49
Scale	90%	80%	75%	70%	60%	50%	40%	30%	25%	20%	10%	Mean	S.D.
A	4.78	4.68	4.63	4.59	4.50	4.40	4.29	4.16	4.08	3.98	3.69	4.30	0.46
B	4.80	4.71	4.67	4.63	4.55	4.46	4.36	4.24	4.17	4.08	3.82	4.37	0.42
C	4.85	4.76	4.71	4.67	4.59	4.49	4.38	4.25	4.16	4.06	3.75	4.37	0.48
D	4.72	4.60	4.55	4.50	4.40	4.31	4.20	4.08	4.00	3.92	3.66	4.23	0.44
F	4.31	4.12	4.05	3.98	3.86	3.74	3.61	3.48	3.40	3.31	3.07	3.71	0.50
G	4.23	4.06	4.00	3.94	3.84	3.75	3.65	3.54	3.48	3.42	3.25	3.74	0.39
I	4.56	4.40	4.33	4.29	4.18	4.07	3.95	3.82	3.74	3.64	3.36	4.00	0.49

The statistics for items 22-28 and 37-39 are not computed.

**Table 7.15.3**  
**Subject: Speech**  
**Four-Year Colleges and Universities**  
**Percentile Distributions of Class Means**  
**Based on 1240 Classes**

Item	90%	80%	75%	70%	60%	50%	40%	30%	25%	20%	10%	Mean	S.D.
1	4.87	4.75	4.71	4.67	4.59	4.50	4.40	4.27	4.05	4.14	3.82	4.41	0.43
2	4.87	4.76	4.73	4.68	4.59	4.50	4.41	4.29	4.22	4.12	3.92	4.42	0.43
3	4.92	4.80	4.76	4.72	4.64	4.55	4.47	4.37	4.29	4.20	3.95	4.47	0.41
4	4.86	4.75	4.70	4.64	4.54	4.44	4.33	4.20	4.13	4.05	3.71	4.35	0.48
5	4.88	4.78	4.73	4.69	4.58	4.50	4.38	4.25	4.17	4.09	3.79	4.39	0.47
6	4.89	4.81	4.76	4.72	4.64	4.54	4.43	4.30	4.23	4.13	3.84	4.43	0.47
7	4.95	4.91	4.88	4.85	4.80	4.74	4.67	4.60	4.56	4.50	4.32	4.67	0.31
8	4.87	4.76	4.71	4.67	4.58	4.50	4.39	4.29	4.21	4.13	3.88	4.41	0.43
9	4.79	4.65	4.60	4.53	4.42	4.33	4.22	4.10	4.00	3.94	3.69	4.26	0.46
10	4.93	4.85	4.81	4.76	4.68	4.59	4.50	4.40	4.33	4.25	4.00	4.51	0.42
11	4.92	4.82	4.77	4.72	4.64	4.55	4.42	4.29	4.21	4.13	3.80	4.42	0.48
12	4.94	4.86	4.82	4.78	4.71	4.61	4.50	4.38	4.31	4.21	3.93	4.49	0.48
13	4.90	4.78	4.73	4.68	4.57	4.47	4.36	4.23	4.15	4.07	3.75	4.38	0.49
14	4.83	4.71	4.65	4.59	4.50	4.39	4.27	4.14	4.06	3.95	3.67	4.30	0.48
15	4.92	4.84	4.80	4.76	4.67	4.57	4.46	4.35	4.28	4.19	3.87	4.46	0.47
16	4.85	4.75	4.71	4.67	4.56	4.47	4.38	4.25	4.18	4.10	3.81	4.39	0.45
17	4.80	4.67	4.62	4.56	4.43	4.33	4.21	4.10	4.00	3.90	3.60	4.24	0.51
18	4.82	4.69	4.63	4.59	4.50	4.40	4.28	4.17	4.08	4.00	3.69	4.31	0.47
19	4.82	4.69	4.64	4.60	4.50	4.38	4.29	4.17	4.07	4.00	3.68	4.30	0.48
20	4.65	4.47	4.40	4.35	4.21	4.10	3.94	3.82	3.73	3.62	3.33	4.04	0.51
21	4.80	4.67	4.61	4.56	4.45	4.35	4.25	4.09	4.00	3.91	3.60	4.26	0.49
.													
29	4.44	4.25	4.18	4.11	4.00	3.85	3.71	3.57	3.50	3.39	3.17	3.81	0.52
30	4.44	4.27	4.20	4.13	4.00	3.89	3.78	3.64	3.58	3.50	3.29	3.87	0.46
31	4.43	4.18	4.10	4.00	3.88	3.74	3.60	3.43	3.31	3.21	2.94	3.70	0.56
32	4.44	4.28	4.19	4.10	4.00	3.84	3.72	3.57	3.50	3.40	3.19	3.83	0.50
33	4.60	4.42	4.36	4.27	4.14	4.00	3.91	3.76	3.70	3.63	3.41	4.00	0.47
34	4.33	4.17	4.11	4.05	3.92	3.83	3.71	3.60	3.53	3.46	3.24	3.81	0.42
35	4.29	4.14	4.07	4.00	3.92	3.81	3.70	3.60	3.54	3.47	3.31	3.80	0.39
36	4.33	4.15	4.08	4.00	3.88	3.75	3.64	3.50	3.44	3.35	3.11	3.74	0.48
.													
40	4.60	4.45	4.39	4.33	4.23	4.12	4.00	3.91	3.83	3.75	3.50	4.08	0.45
.													
Scale	90%	80%	75%	70%	60%	50%	40%	30%	25%	20%	10%	Mean	S.D.
A	4.86	4.76	4.71	4.66	4.58	4.50	4.39	4.29	4.22	4.12	3.87	4.41	0.43
B	4.86	4.78	4.72	4.68	4.61	4.54	4.44	4.34	4.28	4.20	3.97	4.46	0.39
C	4.88	4.79	4.74	4.69	4.60	4.51	4.41	4.28	4.20	4.12	3.84	4.41	0.46
D	4.74	4.63	4.56	4.52	4.42	4.33	4.23	4.12	4.05	3.95	3.67	4.25	0.44
F	4.45	4.28	4.20	4.11	3.99	3.88	3.75	3.60	3.52	3.44	3.23	3.84	0.49
G	4.30	4.12	4.06	4.00	3.91	3.80	3.69	3.57	3.51	3.46	3.26	3.78	0.41
I	4.60	4.45	4.39	4.33	4.23	4.12	4.00	3.91	3.83	3.75	3.50	4.08	0.45

The statistics for items 22-28 and 37-39 are not computed.

**Table 7.16**  
**Subject: Life Sciences**  
**Four-Year Colleges and Universities**  
**Percentile Distributions of Class Means**  
**Based on 8356 Classes**

Item	90%	80%	75%	70%	60%	50%	40%	30%	25%	20%	10%	Mean	S.D.
1	4.75	4.63	4.57	4.52	4.42	4.33	4.20	4.08	4.05	3.88	3.56	4.22	0.49
2	4.81	4.71	4.67	4.61	4.52	4.42	4.31	4.18	4.09	4.00	3.68	4.32	0.48
3	4.83	4.74	4.69	4.65	4.56	4.46	4.36	4.22	4.14	4.04	3.73	4.36	0.46
4	4.77	4.67	4.62	4.57	4.47	4.36	4.25	4.10	4.00	3.90	3.58	4.26	0.49
5	4.75	4.62	4.56	4.50	4.38	4.26	4.13	3.93	3.83	3.70	3.33	4.14	0.57
6	4.76	4.64	4.58	4.53	4.40	4.29	4.14	3.97	3.87	3.72	3.33	4.15	0.58
7	4.93	4.87	4.84	4.81	4.75	4.69	4.63	4.53	4.47	4.38	4.03	4.56	0.48
8	4.80	4.68	4.63	4.58	4.50	4.39	4.27	4.13	4.04	3.93	3.60	4.28	0.49
9	4.67	4.53	4.47	4.42	4.31	4.21	4.09	3.95	3.86	3.77	3.47	4.13	0.48
10	4.89	4.79	4.75	4.70	4.61	4.50	4.39	4.25	4.16	4.06	3.73	4.39	0.48
11	4.83	4.73	4.67	4.63	4.53	4.41	4.29	4.11	4.00	3.89	3.50	4.27	0.55
12	4.90	4.80	4.76	4.72	4.64	4.55	4.44	4.31	4.22	4.13	3.79	4.42	0.48
13	4.80	4.67	4.60	4.54	4.43	4.32	4.19	4.00	3.92	3.79	3.45	4.20	0.55
14	4.73	4.60	4.54	4.47	4.36	4.25	4.13	3.97	3.88	3.76	3.44	4.15	0.53
15	4.86	4.75	4.71	4.67	4.57	4.47	4.36	4.21	4.12	4.00	3.67	4.34	0.51
16	4.75	4.63	4.58	4.53	4.43	4.33	4.22	4.08	4.00	3.91	3.60	4.24	0.49
17	4.60	4.43	4.36	4.29	4.17	4.00	3.88	3.70	3.60	3.48	3.14	3.93	0.59
18	4.71	4.57	4.50	4.44	4.33	4.22	4.10	3.93	3.84	3.73	3.42	4.13	0.52
19	4.63	4.47	4.40	4.33	4.21	4.08	3.94	3.78	3.68	3.56	3.24	4.00	0.56
20	4.56	4.41	4.35	4.29	4.18	4.07	3.95	3.82	3.74	3.65	3.38	4.01	0.48
21	4.63	4.45	4.39	4.33	4.21	4.09	3.95	3.80	3.70	3.59	3.29	4.01	0.54
.													
29	4.32	4.13	4.06	4.00	3.84	3.71	3.58	3.43	3.36	3.27	3.00	3.68	0.51
30	4.20	4.00	3.93	3.87	3.74	3.64	3.53	3.41	3.35	3.27	3.06	3.63	0.45
31	4.29	4.08	4.00	3.91	3.76	3.63	3.48	3.33	3.24	3.14	2.88	3.59	0.55
32	4.25	4.06	4.00	3.91	3.78	3.67	3.54	3.41	3.33	3.25	3.00	3.64	0.49
33	4.37	4.18	4.11	4.00	3.90	3.78	3.65	3.50	3.43	3.33	3.06	3.74	0.52
34	4.41	4.22	4.14	4.08	3.97	3.86	3.74	3.63	3.56	3.48	3.28	3.85	0.43
35	4.15	4.00	3.92	3.88	3.78	3.69	3.59	3.50	3.45	3.40	3.24	3.69	0.35
36	4.53	4.32	4.25	4.17	4.04	3.92	3.79	3.65	3.57	3.50	3.27	3.90	0.48
.													
40	4.50	4.36	4.30	4.25	4.13	4.00	3.90	3.75	3.67	3.56	3.25	3.94	0.51
.													
Scale	90%	80%	75%	70%	60%	50%	40%	30%	25%	20%	10%	Mean	S.D.
A	4.76	4.65	4.60	4.56	4.46	4.37	4.25	4.11	4.03	3.91	3.60	4.26	0.48
B	4.78	4.67	4.63	4.59	4.50	4.40	4.31	4.17	4.08	3.98	3.68	4.30	0.46
C	4.80	4.69	4.64	4.59	4.50	4.40	4.28	4.13	4.03	3.92	3.59	4.28	0.51
D	4.59	4.45	4.40	4.34	4.23	4.13	4.01	3.86	3.77	3.68	3.41	4.05	0.48
F	4.25	4.07	4.00	3.93	3.80	3.68	3.56	3.44	3.36	3.27	3.03	3.66	0.48
G	4.32	4.15	4.09	4.03	3.92	3.82	3.72	3.61	3.55	3.48	3.30	3.81	0.39
I	4.50	4.36	4.30	4.25	4.13	4.00	3.90	3.75	3.67	3.56	3.25	3.94	0.51

The statistics for items 22-28 and 37-39 are not computed.

**Table 7.17**  
**Subject: Mathematics and Statistics**  
**Four-Year Colleges and Universities**  
**Percentile Distributions of Class Means**  
**Based on 12487 Classes**

Item	90%	80%	75%	70%	60%	50%	40%	30%	25%	20%	10%	Mean	S.D.
1	4.75	4.63	4.57	4.50	4.41	4.29	4.17	4.00	4.05	3.82	3.50	4.20	0.51
2	4.82	4.70	4.65	4.60	4.50	4.40	4.29	4.13	4.06	3.94	3.63	4.30	0.49
3	4.83	4.71	4.67	4.63	4.52	4.41	4.29	4.13	4.04	3.92	3.58	4.29	0.51
4	4.80	4.68	4.63	4.58	4.48	4.38	4.25	4.09	4.00	3.89	3.55	4.25	0.52
5	4.77	4.63	4.56	4.50	4.38	4.22	4.07	3.88	3.75	3.63	3.22	4.10	0.62
6	4.75	4.58	4.50	4.44	4.30	4.14	3.96	3.75	3.62	3.47	3.00	4.00	0.67
7	4.92	4.85	4.81	4.78	4.70	4.62	4.50	4.36	4.25	4.11	3.59	4.42	0.58
8	4.78	4.65	4.59	4.54	4.42	4.30	4.15	4.00	3.88	3.75	3.36	4.17	0.56
9	4.71	4.58	4.53	4.47	4.36	4.25	4.13	4.00	3.88	3.76	3.45	4.15	0.51
10	4.86	4.75	4.70	4.64	4.55	4.43	4.30	4.14	4.06	3.93	3.59	4.31	0.52
11	4.86	4.73	4.68	4.63	4.53	4.41	4.26	4.09	4.00	3.86	3.44	4.26	0.58
12	4.90	4.81	4.77	4.73	4.64	4.56	4.44	4.30	4.21	4.11	3.79	4.43	0.49
13	4.81	4.68	4.63	4.57	4.46	4.33	4.20	4.05	3.94	3.83	3.46	4.22	0.55
14	4.80	4.67	4.60	4.55	4.44	4.33	4.20	4.05	3.95	3.83	3.50	4.22	0.53
15	4.88	4.77	4.72	4.67	4.58	4.47	4.35	4.20	4.10	4.00	3.60	4.33	0.54
16	4.77	4.65	4.60	4.56	4.46	4.36	4.25	4.12	4.00	3.93	3.64	4.27	0.48
17	4.72	4.58	4.52	4.47	4.36	4.25	4.11	3.95	3.86	3.75	3.43	4.14	0.53
18	4.77	4.65	4.60	4.56	4.45	4.35	4.23	4.09	4.00	3.90	3.60	4.25	0.48
19	4.69	4.55	4.48	4.41	4.29	4.18	4.04	3.88	3.78	3.67	3.32	4.08	0.55
20	4.50	4.33	4.27	4.20	4.09	4.00	3.85	3.70	3.62	3.50	3.19	3.90	0.53
21	4.70	4.55	4.50	4.43	4.33	4.20	4.07	3.91	3.82	3.70	3.38	4.10	0.53
.													
29	4.22	4.00	3.95	3.89	3.75	3.63	3.48	3.33	3.23	3.13	2.83	3.57	0.55
30	4.18	4.00	3.92	3.86	3.73	3.62	3.50	3.36	3.28	3.19	2.93	3.58	0.49
31	4.00	3.79	3.70	3.63	3.47	3.33	3.18	3.00	2.91	2.80	2.50	3.29	0.58
32	4.11	3.90	3.83	3.76	3.63	3.50	3.38	3.23	3.15	3.06	2.80	3.48	0.51
33	4.16	3.95	3.88	3.80	3.67	3.54	3.40	3.25	3.17	3.07	2.79	3.50	0.54
34	4.24	4.07	4.00	3.94	3.85	3.75	3.65	3.54	3.47	3.41	3.24	3.74	0.40
35	4.12	3.95	3.89	3.83	3.73	3.64	3.55	3.44	3.39	3.33	3.17	3.64	0.37
36	4.40	4.22	4.15	4.09	4.00	3.86	3.74	3.62	3.54	3.46	3.25	3.84	0.45
.													
40	4.50	4.33	4.27	4.21	4.10	4.00	3.83	3.68	3.58	3.46	3.13	3.88	0.55
.													
Scale	90%	80%	75%	70%	60%	50%	40%	30%	25%	20%	10%	Mean	S.D.
A	4.78	4.65	4.60	4.55	4.45	4.34	4.21	4.05	3.97	3.85	3.52	4.23	0.51
B	4.77	4.65	4.60	4.54	4.44	4.32	4.19	4.04	3.94	3.82	3.49	4.21	0.52
C	4.83	4.71	4.67	4.62	4.52	4.41	4.29	4.14	4.05	3.94	3.59	4.29	0.52
D	4.65	4.52	4.47	4.42	4.31	4.21	4.09	3.96	3.88	3.78	3.48	4.13	0.47
F	4.11	3.92	3.84	3.77	3.65	3.52	3.39	3.25	3.16	3.07	2.80	3.48	0.52
G	4.19	4.04	3.98	3.93	3.83	3.74	3.66	3.56	3.50	3.44	3.28	3.74	0.36
I	4.50	4.33	4.27	4.21	4.10	4.00	3.83	3.68	3.58	3.46	3.13	3.88	0.55

The statistics for items 22-28 and 37-39 are not computed.

**Table 7.18**  
**Subject: Military Sciences**  
**Four-Year Colleges and Universities**  
**Percentile Distributions of Class Means**  
**Based on 439 Classes**

Item	90%	80%	75%	70%	60%	50%	40%	30%	25%	20%	10%	Mean	S.D.
1	4.79	4.69	4.63	4.57	4.48	4.39	4.31	4.17	4.05	4.00	3.74	4.33	0.41
2	4.83	4.71	4.67	4.62	4.54	4.45	4.35	4.21	4.14	4.09	3.76	4.37	0.40
3	4.88	4.75	4.72	4.69	4.57	4.50	4.42	4.28	4.15	4.07	3.82	4.41	0.44
4	4.80	4.70	4.67	4.61	4.53	4.44	4.29	4.17	4.10	3.95	3.77	4.33	0.42
5	4.84	4.71	4.67	4.62	4.55	4.45	4.31	4.18	4.11	4.00	3.73	4.35	0.43
6	4.85	4.74	4.70	4.67	4.58	4.50	4.38	4.22	4.13	4.00	3.82	4.39	0.41
7	4.94	4.88	4.85	4.82	4.76	4.67	4.60	4.50	4.44	4.36	4.20	4.62	0.29
8	4.82	4.71	4.69	4.65	4.57	4.47	4.37	4.23	4.17	4.06	3.81	4.39	0.40
9	4.67	4.58	4.53	4.44	4.33	4.24	4.10	4.00	3.93	3.88	3.65	4.19	0.42
10	4.85	4.73	4.68	4.62	4.53	4.39	4.27	4.11	4.05	3.95	3.60	4.31	0.47
11	4.86	4.77	4.72	4.67	4.60	4.47	4.36	4.20	4.13	4.00	3.76	4.36	0.49
12	4.90	4.82	4.79	4.75	4.67	4.60	4.47	4.33	4.25	4.12	3.88	4.45	0.51
13	4.85	4.74	4.68	4.64	4.53	4.41	4.31	4.19	4.13	3.96	3.64	4.32	0.50
14	4.77	4.64	4.56	4.50	4.40	4.27	4.17	4.07	4.00	3.88	3.63	4.24	0.45
15	4.88	4.78	4.75	4.69	4.63	4.52	4.42	4.29	4.20	4.09	3.82	4.40	0.51
16	4.80	4.67	4.63	4.58	4.50	4.42	4.27	4.16	4.10	4.00	3.77	4.32	0.44
17	4.78	4.68	4.63	4.56	4.44	4.36	4.26	4.09	4.05	3.96	3.70	4.28	0.46
18	4.81	4.71	4.67	4.64	4.52	4.41	4.31	4.19	4.14	4.05	3.80	4.36	0.40
19	4.75	4.63	4.57	4.53	4.41	4.30	4.14	4.00	3.94	3.90	3.61	4.22	0.48
20	4.71	4.50	4.43	4.37	4.24	4.13	4.00	3.80	3.71	3.60	3.25	4.02	0.59
21	4.73	4.58	4.55	4.43	4.33	4.21	4.10	3.95	3.88	3.81	3.57	4.17	0.47
.													
29	4.43	4.17	4.09	4.00	3.88	3.78	3.65	3.50	3.43	3.35	3.13	3.75	0.50
30	4.43	4.14	4.06	4.00	3.88	3.76	3.62	3.47	3.43	3.33	3.14	3.75	0.47
31	4.47	4.25	4.14	4.06	3.91	3.80	3.63	3.41	3.35	3.27	3.00	3.75	0.57
32	4.43	4.14	4.05	4.00	3.87	3.71	3.63	3.45	3.36	3.29	3.05	3.74	0.50
33	4.47	4.26	4.14	4.07	3.92	3.78	3.62	3.47	3.39	3.31	3.09	3.77	0.52
34	4.12	3.88	3.84	3.74	3.59	3.48	3.35	3.24	3.17	3.10	2.97	3.51	0.45
35	4.14	3.92	3.84	3.75	3.64	3.54	3.43	3.29	3.25	3.20	3.05	3.56	0.42
36	4.14	3.78	3.68	3.60	3.48	3.33	3.22	3.06	3.00	2.93	2.77	3.39	0.51
.													
40	4.52	4.40	4.33	4.29	4.17	4.05	4.00	3.83	3.72	3.65	3.36	4.01	0.45
Scale	90%	80%	75%	70%	60%	50%	40%	30%	25%	20%	10%	Mean	S.D.
A	4.78	4.70	4.66	4.60	4.53	4.46	4.35	4.20	4.13	4.00	3.76	4.36	0.40
B	4.78	4.71	4.65	4.62	4.54	4.46	4.36	4.21	4.17	4.08	3.87	4.38	0.37
C	4.81	4.73	4.70	4.64	4.55	4.45	4.35	4.23	4.17	4.05	3.73	4.35	0.47
D	4.73	4.64	4.58	4.49	4.41	4.28	4.18	4.05	3.98	3.90	3.67	4.23	0.44
F	4.42	4.16	4.09	4.03	3.88	3.77	3.64	3.46	3.43	3.36	3.11	3.75	0.50
G	4.11	3.83	3.76	3.68	3.56	3.44	3.35	3.24	3.13	3.08	2.94	3.48	0.44
I	4.52	4.40	4.33	4.29	4.17	4.05	4.00	3.83	3.72	3.65	3.36	4.01	0.45

The statistics for items 22-28 and 37-39 are not computed.



**Table 7.19**  
**Subject: Parks and Recreation**  
**Four-Year Colleges and Universities**  
**Percentile Distributions of Class Means**  
**Based on 281 Classes**

Item	90%	80%	75%	70%	60%	50%	40%	30%	25%	20%	10%	Mean	S.D.
1	4.80	4.67	4.62	4.56	4.44	4.36	4.26	4.17	4.05	4.05	3.79	4.31	0.42
2	4.83	4.73	4.67	4.63	4.50	4.40	4.30	4.20	4.13	4.07	3.83	4.37	0.40
3	4.88	4.79	4.74	4.67	4.56	4.44	4.32	4.22	4.18	4.11	3.85	4.40	0.41
4	4.83	4.71	4.67	4.57	4.45	4.34	4.25	4.12	4.06	4.00	3.76	4.31	0.44
5	4.83	4.70	4.67	4.59	4.45	4.33	4.25	4.13	4.08	4.00	3.76	4.31	0.44
6	4.82	4.72	4.67	4.63	4.50	4.35	4.27	4.14	4.10	4.00	3.80	4.32	0.44
7	4.93	4.85	4.83	4.80	4.73	4.65	4.55	4.45	4.38	4.30	4.13	4.57	0.33
8	4.82	4.71	4.65	4.60	4.50	4.38	4.25	4.15	4.08	4.00	3.78	4.34	0.41
9	4.74	4.60	4.56	4.50	4.40	4.27	4.16	4.04	3.96	3.91	3.68	4.23	0.43
10	4.92	4.82	4.75	4.67	4.61	4.50	4.33	4.22	4.15	4.10	3.91	4.43	0.40
11	4.87	4.78	4.73	4.67	4.52	4.43	4.33	4.20	4.13	4.08	3.80	4.37	0.44
12	4.92	4.82	4.78	4.75	4.64	4.55	4.44	4.31	4.25	4.18	3.93	4.47	0.40
13	4.83	4.73	4.69	4.67	4.54	4.43	4.33	4.20	4.11	4.00	3.74	4.36	0.43
14	4.75	4.64	4.60	4.53	4.44	4.35	4.20	4.09	4.00	3.90	3.68	4.27	0.44
15	4.90	4.79	4.71	4.67	4.58	4.50	4.36	4.25	4.14	4.05	3.82	4.41	0.41
16	4.80	4.67	4.61	4.55	4.46	4.39	4.28	4.20	4.11	4.07	3.81	4.33	0.40
17	4.67	4.58	4.53	4.50	4.38	4.27	4.18	4.06	4.00	3.91	3.61	4.21	0.43
18	4.77	4.64	4.57	4.50	4.41	4.30	4.20	4.11	4.05	4.00	3.76	4.28	0.40
19	4.71	4.60	4.55	4.50	4.38	4.29	4.19	4.09	4.00	3.92	3.67	4.24	0.42
20	4.64	4.50	4.40	4.37	4.25	4.16	4.05	3.96	3.91	3.78	3.52	4.11	0.47
21	4.71	4.57	4.50	4.44	4.33	4.25	4.17	4.00	4.00	3.85	3.69	4.21	0.42
.													
29	4.36	4.14	4.07	4.00	3.92	3.81	3.71	3.56	3.50	3.43	3.13	3.78	0.46
30	4.30	4.13	4.07	4.00	3.91	3.80	3.69	3.58	3.54	3.46	3.27	3.79	0.40
31	4.38	4.22	4.13	4.06	3.92	3.81	3.71	3.62	3.54	3.43	3.16	3.80	0.47
32	4.38	4.15	4.10	4.00	3.91	3.82	3.71	3.59	3.54	3.46	3.25	3.80	0.43
33	4.53	4.29	4.22	4.17	4.05	3.90	3.77	3.65	3.57	3.52	3.33	3.89	0.49
34	4.22	4.04	4.00	3.92	3.80	3.69	3.58	3.46	3.42	3.33	3.10	3.68	0.44
35	4.14	4.00	3.91	3.87	3.76	3.68	3.60	3.50	3.44	3.39	3.22	3.68	0.35
36	4.30	4.00	3.92	3.88	3.73	3.60	3.46	3.38	3.35	3.29	3.07	3.63	0.49
.													
40	4.58	4.36	4.29	4.25	4.14	4.00	3.92	3.82	3.74	3.67	3.46	4.01	0.44
Scale	90%	80%	75%	70%	60%	50%	40%	30%	25%	20%	10%	Mean	S.D.
A	4.83	4.72	4.67	4.60	4.48	4.36	4.28	4.17	4.13	4.06	3.86	4.34	0.41
B	4.82	4.72	4.68	4.64	4.53	4.42	4.31	4.20	4.15	4.08	3.92	4.38	0.37
C	4.83	4.75	4.69	4.64	4.53	4.45	4.33	4.24	4.17	4.04	3.81	4.38	0.41
D	4.69	4.57	4.55	4.49	4.36	4.26	4.17	4.08	4.02	3.97	3.76	4.23	0.39
F	4.37	4.18	4.09	4.03	3.93	3.82	3.72	3.61	3.55	3.49	3.22	3.81	0.43
G	4.20	4.00	3.94	3.89	3.75	3.66	3.56	3.46	3.42	3.36	3.15	3.67	0.40
I	4.58	4.36	4.29	4.25	4.14	4.00	3.92	3.82	3.74	3.67	3.46	4.01	0.44

The statistics for items 22-28 and 37-39 are not computed.

**Table 7.20**  
**Subject: Philosophy, Religion and Theology**  
**Four-Year Colleges and Universities**  
**Percentile Distributions of Class Means**  
**Based on 6685 Classes**

Item	90%	80%	75%	70%	60%	50%	40%	30%	25%	20%	10%	Mean	S.D.
1	4.77	4.66	4.61	4.57	4.48	4.38	4.28	4.16	4.05	4.00	3.70	4.29	0.45
2	4.83	4.74	4.70	4.65	4.57	4.49	4.38	4.27	4.19	4.10	3.82	4.39	0.43
3	4.88	4.79	4.75	4.71	4.65	4.57	4.48	4.37	4.30	4.21	3.95	4.47	0.40
4	4.78	4.67	4.62	4.57	4.47	4.38	4.28	4.15	4.07	3.97	3.67	4.28	0.47
5	4.80	4.68	4.63	4.58	4.50	4.38	4.26	4.11	4.00	3.92	3.58	4.27	0.50
6	4.80	4.68	4.63	4.58	4.48	4.37	4.25	4.09	4.00	3.88	3.52	4.25	0.53
7	4.93	4.88	4.85	4.83	4.78	4.72	4.67	4.57	4.52	4.44	4.19	4.61	0.39
8	4.79	4.67	4.63	4.59	4.50	4.39	4.28	4.15	4.07	3.97	3.68	4.30	0.46
9	4.77	4.64	4.59	4.54	4.44	4.35	4.25	4.13	4.06	3.95	3.69	4.27	0.45
10	4.91	4.84	4.81	4.77	4.69	4.60	4.52	4.40	4.33	4.26	4.00	4.52	0.40
11	4.85	4.75	4.70	4.67	4.57	4.47	4.36	4.22	4.13	4.00	3.73	4.36	0.48
12	4.90	4.83	4.79	4.76	4.69	4.62	4.52	4.40	4.33	4.25	4.00	4.50	0.41
13	4.80	4.69	4.65	4.60	4.50	4.39	4.27	4.13	4.04	3.93	3.67	4.30	0.47
14	4.75	4.62	4.56	4.50	4.40	4.29	4.17	4.04	3.95	3.86	3.57	4.21	0.48
15	4.89	4.81	4.77	4.73	4.67	4.58	4.48	4.36	4.28	4.18	3.90	4.47	0.44
16	4.77	4.65	4.60	4.56	4.46	4.36	4.25	4.11	4.00	3.93	3.64	4.26	0.47
17	4.73	4.59	4.53	4.47	4.36	4.24	4.11	3.95	3.86	3.75	3.43	4.15	0.52
18	4.78	4.67	4.62	4.57	4.47	4.38	4.27	4.13	4.05	3.95	3.69	4.29	0.46
19	4.70	4.56	4.50	4.44	4.33	4.21	4.08	3.93	3.85	3.73	3.41	4.12	0.52
20	4.64	4.47	4.42	4.35	4.24	4.13	4.00	3.88	3.80	3.71	3.44	4.07	0.47
21	4.69	4.55	4.50	4.43	4.32	4.21	4.08	3.95	3.86	3.77	3.47	4.13	0.49
.													
29	4.36	4.15	4.08	4.00	3.89	3.78	3.65	3.52	3.44	3.35	3.08	3.74	0.51
30	4.23	4.03	3.96	3.90	3.79	3.68	3.57	3.45	3.39	3.31	3.10	3.67	0.45
31	4.33	4.13	4.05	3.97	3.83	3.70	3.57	3.42	3.32	3.21	2.92	3.66	0.55
32	4.40	4.21	4.13	4.07	3.95	3.84	3.72	3.60	3.53	3.44	3.18	3.81	0.49
33	4.33	4.13	4.04	4.00	3.83	3.71	3.59	3.44	3.36	3.26	3.00	3.68	0.53
34	4.15	3.98	3.90	3.85	3.75	3.67	3.56	3.46	3.40	3.33	3.15	3.65	0.39
35	4.03	3.86	3.79	3.74	3.63	3.55	3.45	3.35	3.30	3.25	3.09	3.55	0.37
36	4.30	4.10	4.00	3.96	3.85	3.75	3.63	3.52	3.45	3.38	3.18	3.74	0.44
.													
40	4.56	4.41	4.34	4.29	4.19	4.09	4.00	3.86	3.78	3.68	3.38	4.02	0.48
.													
Scale	90%	80%	75%	70%	60%	50%	40%	30%	25%	20%	10%	Mean	S.D.
A	4.79	4.69	4.64	4.60	4.52	4.43	4.34	4.22	4.14	4.05	3.78	4.34	0.43
B	4.81	4.72	4.67	4.64	4.56	4.48	4.39	4.28	4.20	4.11	3.85	4.39	0.41
C	4.82	4.72	4.68	4.64	4.55	4.47	4.36	4.24	4.16	4.07	3.79	4.37	0.44
D	4.68	4.55	4.50	4.45	4.35	4.25	4.15	4.01	3.93	3.84	3.57	4.18	0.45
F	4.31	4.11	4.03	3.97	3.85	3.74	3.63	3.49	3.42	3.33	3.08	3.71	0.49
G	4.11	3.94	3.88	3.83	3.73	3.65	3.56	3.47	3.41	3.35	3.18	3.65	0.37
I	4.56	4.41	4.34	4.29	4.19	4.09	4.00	3.86	3.78	3.68	3.38	4.02	0.48

The statistics for items 22-28 and 37-39 are not computed.

**Table 7.21**  
**Subject: Physical Sciences**  
**Four-Year Colleges and Universities**  
**Percentile Distributions of Class Means**  
**Based on 9471 Classes**

Item	90%	80%	75%	70%	60%	50%	40%	30%	25%	20%	10%	Mean	S.D.
1	4.73	4.59	4.53	4.47	4.36	4.25	4.13	4.00	4.05	3.79	3.48	4.16	0.52
2	4.80	4.69	4.63	4.58	4.47	4.38	4.26	4.10	4.00	3.90	3.59	4.26	0.52
3	4.83	4.73	4.68	4.64	4.54	4.43	4.31	4.15	4.07	3.96	3.64	4.31	0.51
4	4.77	4.65	4.59	4.53	4.43	4.31	4.18	4.00	3.92	3.81	3.47	4.20	0.54
5	4.75	4.59	4.51	4.45	4.33	4.18	4.00	3.83	3.71	3.58	3.20	4.05	0.63
6	4.73	4.59	4.50	4.44	4.31	4.17	4.00	3.79	3.67	3.50	3.09	4.02	0.66
7	4.92	4.85	4.82	4.78	4.71	4.64	4.54	4.40	4.30	4.17	3.63	4.44	0.59
8	4.77	4.64	4.58	4.53	4.42	4.29	4.16	4.00	3.88	3.75	3.42	4.17	0.55
9	4.68	4.54	4.48	4.42	4.31	4.19	4.06	3.90	3.81	3.70	3.38	4.10	0.52
10	4.87	4.76	4.71	4.67	4.57	4.45	4.33	4.17	4.07	3.95	3.63	4.33	0.51
11	4.83	4.71	4.65	4.60	4.50	4.37	4.21	4.05	3.94	3.82	3.42	4.22	0.59
12	4.88	4.79	4.74	4.70	4.61	4.50	4.40	4.25	4.17	4.06	3.71	4.38	0.51
13	4.78	4.64	4.58	4.53	4.40	4.29	4.14	4.00	3.88	3.76	3.41	4.17	0.56
14	4.75	4.62	4.56	4.50	4.37	4.25	4.11	3.95	3.86	3.75	3.41	4.15	0.55
15	4.83	4.73	4.68	4.64	4.53	4.43	4.29	4.13	4.00	3.91	3.56	4.28	0.55
16	4.73	4.61	4.55	4.50	4.39	4.28	4.16	4.00	3.93	3.83	3.53	4.19	0.50
17	4.63	4.46	4.39	4.32	4.18	4.05	3.90	3.73	3.63	3.50	3.13	3.95	0.60
18	4.71	4.57	4.50	4.45	4.33	4.22	4.08	3.91	3.82	3.70	3.38	4.12	0.53
19	4.63	4.46	4.38	4.31	4.18	4.06	3.90	3.73	3.63	3.50	3.17	3.96	0.58
20	4.50	4.33	4.26	4.19	4.07	3.94	3.82	3.67	3.59	3.50	3.23	3.89	0.51
21	4.63	4.47	4.40	4.33	4.21	4.08	3.93	3.76	3.67	3.57	3.25	3.99	0.55
.													
29	4.24	4.04	3.96	3.89	3.75	3.62	3.47	3.32	3.24	3.14	2.85	3.57	0.55
30	4.14	3.94	3.88	3.81	3.68	3.56	3.44	3.32	3.25	3.17	2.93	3.54	0.49
31	4.12	3.90	3.80	3.72	3.57	3.43	3.29	3.11	3.00	2.92	2.63	3.40	0.58
32	4.15	3.96	3.88	3.80	3.67	3.55	3.43	3.29	3.21	3.13	2.88	3.53	0.51
33	4.29	4.10	4.00	3.94	3.81	3.68	3.55	3.40	3.30	3.21	2.92	3.63	0.54
34	4.36	4.18	4.10	4.03	3.92	3.80	3.67	3.56	3.48	3.40	3.20	3.78	0.45
35	4.11	3.95	3.89	3.83	3.74	3.64	3.55	3.45	3.40	3.33	3.18	3.64	0.37
36	4.55	4.36	4.28	4.20	4.07	3.93	3.80	3.66	3.58	3.50	3.27	3.91	0.49
.													
40	4.50	4.33	4.26	4.20	4.08	3.95	3.81	3.67	3.56	3.44	3.12	3.86	0.56
.													
Scale	90%	80%	75%	70%	60%	50%	40%	30%	25%	20%	10%	Mean	S.D.
A	4.76	4.63	4.58	4.52	4.41	4.30	4.18	4.02	3.93	3.82	3.50	4.20	0.52
B	4.76	4.65	4.60	4.54	4.44	4.33	4.20	4.04	3.95	3.83	3.51	4.21	0.52
C	4.79	4.68	4.63	4.58	4.47	4.36	4.23	4.07	3.98	3.87	3.53	4.24	0.53
D	4.60	4.45	4.39	4.33	4.22	4.10	3.97	3.82	3.74	3.64	3.35	4.02	0.50
F	4.15	3.97	3.89	3.82	3.69	3.56	3.44	3.30	3.23	3.13	2.88	3.53	0.51
G	4.29	4.13	4.07	4.00	3.90	3.80	3.69	3.58	3.51	3.44	3.26	3.78	0.40
I	4.50	4.33	4.26	4.20	4.08	3.95	3.81	3.67	3.56	3.44	3.12	3.86	0.56

The statistics for items 22-28 and 37-39 are not computed.

**Table 7.21.1**  
**Subject: Chemistry**  
**Four-Year Colleges and Universities**  
**Percentile Distributions of Class Means**  
**Based on 4640 Classes**

Item	90%	80%	75%	70%	60%	50%	40%	30%	25%	20%	10%	Mean	S.D.
1	4.75	4.63	4.57	4.50	4.40	4.29	4.17	4.00	4.05	3.83	3.55	4.20	0.50
2	4.83	4.72	4.67	4.62	4.50	4.41	4.29	4.13	4.05	3.93	3.63	4.30	0.51
3	4.86	4.75	4.71	4.67	4.56	4.45	4.33	4.15	4.08	4.00	3.67	4.33	0.50
4	4.80	4.69	4.64	4.58	4.47	4.37	4.24	4.08	4.00	3.88	3.57	4.25	0.52
5	4.78	4.64	4.56	4.50	4.38	4.23	4.07	3.89	3.78	3.63	3.27	4.11	0.61
6	4.77	4.62	4.54	4.47	4.33	4.19	4.00	3.80	3.67	3.53	3.11	4.04	0.65
7	4.92	4.86	4.83	4.80	4.73	4.65	4.55	4.40	4.30	4.17	3.60	4.44	0.59
8	4.78	4.65	4.58	4.53	4.40	4.29	4.14	3.98	3.87	3.75	3.42	4.17	0.55
9	4.71	4.58	4.52	4.47	4.35	4.24	4.10	3.93	3.86	3.75	3.44	4.14	0.51
10	4.88	4.77	4.73	4.67	4.57	4.45	4.33	4.16	4.06	3.94	3.63	4.34	0.51
11	4.85	4.74	4.69	4.63	4.52	4.40	4.25	4.07	3.96	3.83	3.47	4.26	0.57
12	4.89	4.80	4.75	4.71	4.63	4.53	4.42	4.27	4.18	4.08	3.75	4.40	0.50
13	4.80	4.67	4.61	4.56	4.44	4.33	4.18	4.00	3.92	3.81	3.45	4.21	0.54
14	4.79	4.67	4.60	4.55	4.43	4.30	4.17	4.00	3.91	3.79	3.47	4.20	0.54
15	4.85	4.75	4.70	4.65	4.56	4.44	4.31	4.14	4.04	3.92	3.58	4.31	0.54
16	4.75	4.64	4.58	4.53	4.42	4.32	4.19	4.06	4.00	3.88	3.60	4.23	0.48
17	4.67	4.50	4.42	4.35	4.22	4.09	3.94	3.78	3.68	3.56	3.20	4.00	0.58
18	4.73	4.60	4.55	4.50	4.38	4.25	4.11	3.95	3.86	3.75	3.43	4.15	0.52
19	4.64	4.50	4.42	4.35	4.22	4.09	3.94	3.78	3.67	3.57	3.24	4.00	0.56
20	4.53	4.36	4.29	4.22	4.11	4.00	3.87	3.74	3.67	3.56	3.29	3.94	0.50
21	4.67	4.50	4.43	4.38	4.25	4.12	4.00	3.81	3.73	3.62	3.32	4.04	0.53
.													
29	4.29	4.10	4.00	3.94	3.81	3.67	3.54	3.38	3.28	3.18	2.90	3.63	0.54
30	4.19	4.00	3.93	3.87	3.75	3.63	3.50	3.38	3.30	3.22	3.00	3.60	0.47
31	4.11	3.91	3.83	3.75	3.59	3.44	3.30	3.14	3.06	2.94	2.68	3.42	0.56
32	4.19	4.00	3.92	3.86	3.72	3.60	3.47	3.33	3.25	3.17	2.93	3.57	0.49
33	4.33	4.15	4.10	4.00	3.90	3.76	3.64	3.50	3.40	3.29	3.00	3.71	0.52
34	4.43	4.27	4.19	4.13	4.00	3.90	3.80	3.67	3.59	3.50	3.31	3.88	0.44
35	4.17	4.00	3.98	3.91	3.81	3.72	3.63	3.54	3.50	3.43	3.27	3.72	0.35
36	4.60	4.44	4.37	4.30	4.18	4.06	3.93	3.80	3.71	3.63	3.40	4.02	0.47
.													
40	4.53	4.38	4.31	4.25	4.13	4.00	3.87	3.71	3.62	3.50	3.19	3.92	0.54
Scale	90%	80%	75%	70%	60%	50%	40%	30%	25%	20%	10%	Mean	S.D.
A	4.78	4.67	4.61	4.56	4.46	4.34	4.22	4.06	3.96	3.87	3.56	4.24	0.50
B	4.78	4.67	4.62	4.56	4.46	4.34	4.22	4.05	3.95	3.84	3.51	4.23	0.51
C	4.82	4.71	4.66	4.61	4.51	4.39	4.26	4.10	4.01	3.90	3.56	4.28	0.52
D	4.62	4.48	4.41	4.36	4.25	4.14	4.01	3.86	3.79	3.69	3.42	4.07	0.48
F	4.18	4.01	3.94	3.87	3.74	3.62	3.50	3.36	3.28	3.20	2.95	3.59	0.49
G	4.33	4.20	4.14	4.08	4.00	3.90	3.80	3.69	3.63	3.56	3.37	3.87	0.38
I	4.53	4.38	4.31	4.25	4.13	4.00	3.87	3.71	3.62	3.50	3.19	3.92	0.54

The statistics for items 22-28 and 37-39 are not computed.

**Table 7.21.2**  
**Subject: Geological Sciences**  
**Four-Year Colleges and Universities**  
**Percentile Distributions of Class Means**  
**Based on 983 Classes**

Item	90%	80%	75%	70%	60%	50%	40%	30%	25%	20%	10%	Mean	S.D.
1	4.68	4.57	4.53	4.47	4.38	4.29	4.17	4.06	4.05	3.85	3.50	4.17	0.50
2	4.77	4.67	4.63	4.58	4.50	4.41	4.32	4.18	4.07	3.96	3.66	4.29	0.48
3	4.80	4.74	4.70	4.67	4.58	4.50	4.40	4.30	4.25	4.13	3.82	4.39	0.44
4	4.73	4.62	4.58	4.53	4.43	4.33	4.20	4.08	4.00	3.87	3.48	4.20	0.52
5	4.71	4.59	4.53	4.46	4.36	4.25	4.13	3.96	3.84	3.73	3.25	4.11	0.60
6	4.74	4.63	4.58	4.53	4.40	4.29	4.15	4.00	3.92	3.80	3.40	4.16	0.58
7	4.91	4.86	4.83	4.80	4.75	4.69	4.60	4.52	4.45	4.37	4.09	4.57	0.42
8	4.80	4.71	4.67	4.63	4.54	4.45	4.35	4.23	4.16	4.04	3.71	4.34	0.47
9	4.63	4.47	4.43	4.36	4.27	4.15	4.05	3.94	3.85	3.73	3.42	4.08	0.49
10	4.89	4.80	4.75	4.71	4.64	4.55	4.44	4.32	4.25	4.15	3.81	4.43	0.46
11	4.82	4.71	4.67	4.62	4.53	4.42	4.31	4.16	4.07	3.94	3.57	4.29	0.54
12	4.87	4.80	4.75	4.71	4.64	4.55	4.44	4.33	4.23	4.13	3.77	4.42	0.47
13	4.75	4.63	4.57	4.52	4.44	4.36	4.23	4.08	4.00	3.87	3.49	4.21	0.52
14	4.71	4.59	4.54	4.50	4.38	4.27	4.14	4.00	3.93	3.82	3.50	4.17	0.50
15	4.84	4.75	4.71	4.67	4.58	4.48	4.38	4.25	4.17	4.03	3.69	4.36	0.49
16	4.68	4.58	4.53	4.48	4.38	4.28	4.18	4.06	3.99	3.87	3.43	4.17	0.51
17	4.60	4.44	4.36	4.31	4.20	4.09	3.92	3.75	3.65	3.53	3.15	3.96	0.58
18	4.67	4.55	4.50	4.45	4.36	4.23	4.13	3.96	3.90	3.75	3.41	4.13	0.52
19	4.58	4.43	4.36	4.29	4.18	4.07	3.94	3.74	3.67	3.53	3.21	3.96	0.56
20	4.50	4.31	4.25	4.18	4.07	3.95	3.85	3.73	3.67	3.57	3.25	3.91	0.49
21	4.62	4.46	4.42	4.36	4.24	4.14	4.00	3.85	3.74	3.61	3.24	4.02	0.54
.													
29	4.18	4.00	3.94	3.88	3.76	3.65	3.53	3.40	3.33	3.23	2.90	3.60	0.51
30	4.10	3.92	3.84	3.78	3.67	3.56	3.45	3.32	3.25	3.17	2.94	3.53	0.46
31	4.19	4.00	3.88	3.80	3.65	3.55	3.42	3.28	3.17	3.06	2.79	3.50	0.54
32	4.14	3.93	3.86	3.79	3.66	3.54	3.43	3.31	3.25	3.18	2.89	3.53	0.49
33	4.25	4.07	4.00	3.91	3.77	3.66	3.52	3.37	3.29	3.20	2.88	3.61	0.53
34	4.08	3.90	3.82	3.77	3.67	3.60	3.50	3.39	3.33	3.27	3.11	3.59	0.39
35	3.95	3.80	3.75	3.70	3.60	3.51	3.43	3.32	3.29	3.22	3.05	3.51	0.37
36	4.20	4.00	3.92	3.88	3.77	3.67	3.57	3.45	3.40	3.33	3.17	3.67	0.43
.													
40	4.47	4.32	4.26	4.20	4.10	4.00	3.88	3.75	3.67	3.55	3.20	3.90	0.51
.													
Scale	90%	80%	75%	70%	60%	50%	40%	30%	25%	20%	10%	Mean	S.D.
A	4.72	4.62	4.58	4.53	4.43	4.35	4.26	4.13	4.05	3.94	3.54	4.24	0.48
B	4.76	4.68	4.63	4.59	4.51	4.40	4.32	4.20	4.13	4.03	3.73	4.32	0.44
C	4.78	4.67	4.63	4.58	4.51	4.41	4.30	4.16	4.08	4.00	3.65	4.29	0.49
D	4.58	4.43	4.37	4.32	4.24	4.14	4.02	3.88	3.78	3.69	3.35	4.04	0.49
F	4.13	3.95	3.89	3.82	3.69	3.57	3.47	3.35	3.28	3.20	2.91	3.55	0.48
G	4.03	3.87	3.81	3.76	3.67	3.58	3.50	3.41	3.36	3.30	3.16	3.59	0.36
I	4.47	4.32	4.26	4.20	4.10	4.00	3.88	3.75	3.67	3.55	3.20	3.90	0.51

The statistics for items 22-28 and 37-39 are not computed.

**Table 7.21.3**  
**Subject: Physics**  
**Four-Year Colleges and Universities**  
**Percentile Distributions of Class Means**  
**Based on 1855 Classes**

Item	90%	80%	75%	70%	60%	50%	40%	30%	25%	20%	10%	Mean	S.D.
1	4.64	4.50	4.44	4.38	4.29	4.18	4.06	3.92	4.05	3.73	3.43	4.08	0.52
2	4.75	4.63	4.56	4.50	4.40	4.31	4.19	4.00	3.94	3.84	3.56	4.20	0.52
3	4.80	4.69	4.64	4.58	4.48	4.38	4.25	4.13	4.00	3.93	3.59	4.27	0.51
4	4.71	4.56	4.50	4.43	4.32	4.20	4.08	3.91	3.80	3.67	3.33	4.09	0.56
5	4.65	4.47	4.40	4.33	4.21	4.07	3.89	3.72	3.62	3.47	3.14	3.95	0.62
6	4.64	4.47	4.40	4.33	4.20	4.06	3.86	3.65	3.52	3.36	3.00	3.91	0.67
7	4.91	4.83	4.79	4.75	4.69	4.59	4.50	4.31	4.21	4.00	3.37	4.36	0.67
8	4.71	4.56	4.50	4.45	4.33	4.21	4.06	3.88	3.79	3.67	3.32	4.09	0.57
9	4.63	4.50	4.42	4.37	4.26	4.13	4.00	3.85	3.75	3.64	3.31	4.05	0.52
10	4.85	4.73	4.67	4.63	4.54	4.42	4.29	4.13	4.00	3.91	3.59	4.30	0.52
11	4.79	4.64	4.57	4.53	4.43	4.31	4.15	4.00	3.90	3.79	3.38	4.17	0.58
12	4.86	4.75	4.70	4.67	4.56	4.46	4.33	4.20	4.11	4.00	3.71	4.34	0.50
13	4.73	4.59	4.53	4.45	4.33	4.21	4.08	3.89	3.79	3.67	3.35	4.10	0.57
14	4.69	4.55	4.50	4.43	4.31	4.20	4.07	3.92	3.83	3.73	3.36	4.10	0.54
15	4.80	4.68	4.64	4.58	4.47	4.36	4.25	4.08	4.00	3.86	3.53	4.24	0.55
16	4.69	4.56	4.50	4.45	4.33	4.23	4.10	4.00	3.88	3.80	3.47	4.14	0.51
17	4.58	4.41	4.33	4.27	4.12	4.00	3.82	3.67	3.57	3.43	3.09	3.90	0.59
18	4.67	4.50	4.44	4.38	4.27	4.14	4.00	3.83	3.75	3.67	3.38	4.06	0.52
19	4.56	4.38	4.30	4.23	4.11	3.95	3.81	3.65	3.55	3.44	3.11	3.88	0.58
20	4.40	4.20	4.12	4.06	3.92	3.80	3.67	3.52	3.44	3.35	3.08	3.75	0.54
21	4.56	4.38	4.33	4.25	4.11	4.00	3.82	3.67	3.58	3.50	3.17	3.91	0.56
.													
29	4.11	3.90	3.80	3.73	3.59	3.50	3.36	3.22	3.14	3.05	2.72	3.44	0.54
30	4.03	3.82	3.74	3.67	3.54	3.44	3.33	3.23	3.15	3.08	2.85	3.44	0.47
31	3.95	3.72	3.64	3.56	3.42	3.28	3.13	3.00	2.90	2.80	2.54	3.26	0.56
32	4.07	3.83	3.75	3.68	3.57	3.46	3.33	3.22	3.17	3.08	2.79	3.44	0.49
33	4.15	3.96	3.89	3.83	3.71	3.58	3.48	3.36	3.26	3.18	2.90	3.55	0.51
34	4.25	4.08	4.00	3.94	3.81	3.69	3.58	3.44	3.36	3.29	3.09	3.68	0.45
35	4.00	3.82	3.76	3.71	3.62	3.52	3.43	3.33	3.29	3.22	3.08	3.53	0.36
36	4.50	4.31	4.24	4.17	4.00	3.89	3.76	3.62	3.54	3.45	3.22	3.87	0.49
.													
40	4.40	4.23	4.16	4.08	4.00	3.84	3.71	3.55	3.45	3.35	3.00	3.76	0.57
.													
Scale	90%	80%	75%	70%	60%	50%	40%	30%	25%	20%	10%	Mean	S.D.
A	4.68	4.54	4.49	4.43	4.32	4.22	4.10	3.95	3.85	3.75	3.44	4.12	0.52
B	4.70	4.58	4.52	4.47	4.37	4.26	4.12	3.97	3.88	3.77	3.41	4.14	0.53
C	4.76	4.63	4.58	4.52	4.41	4.31	4.18	4.02	3.93	3.82	3.50	4.19	0.53
D	4.53	4.38	4.33	4.26	4.12	4.02	3.88	3.74	3.66	3.57	3.28	3.94	0.51
F	4.02	3.82	3.75	3.67	3.55	3.45	3.34	3.22	3.15	3.06	2.79	3.43	0.49
G	4.18	4.04	3.98	3.92	3.81	3.71	3.61	3.48	3.43	3.35	3.18	3.69	0.40
I	4.40	4.23	4.16	4.08	4.00	3.84	3.71	3.55	3.45	3.35	3.00	3.76	0.57

The statistics for items 22-28 and 37-39 are not computed.

**Table 7.22**  
**Subject: Psychology**  
**Four-Year Colleges and Universities**  
**Percentile Distributions of Class Means**  
**Based on 9064 Classes**

Item	90%	80%	75%	70%	60%	50%	40%	30%	25%	20%	10%	Mean	S.D.
1	4.81	4.71	4.67	4.63	4.54	4.45	4.35	4.23	4.05	4.07	3.79	4.36	0.44
2	4.86	4.77	4.73	4.69	4.61	4.53	4.42	4.29	4.22	4.12	3.80	4.41	0.45
3	4.88	4.80	4.76	4.73	4.65	4.57	4.47	4.35	4.28	4.19	3.91	4.46	0.42
4	4.82	4.72	4.67	4.63	4.54	4.45	4.33	4.19	4.10	4.00	3.67	4.33	0.48
5	4.83	4.72	4.67	4.63	4.53	4.43	4.30	4.15	4.06	3.94	3.62	4.30	0.51
6	4.85	4.75	4.71	4.67	4.57	4.47	4.36	4.21	4.13	4.00	3.68	4.35	0.50
7	4.96	4.91	4.89	4.87	4.83	4.78	4.72	4.66	4.61	4.56	4.37	4.70	0.30
8	4.86	4.77	4.73	4.69	4.61	4.53	4.43	4.31	4.24	4.14	3.86	4.43	0.43
9	4.75	4.61	4.57	4.52	4.42	4.32	4.21	4.08	4.00	3.92	3.64	4.24	0.45
10	4.92	4.85	4.81	4.77	4.70	4.61	4.50	4.39	4.32	4.22	3.94	4.51	0.42
11	4.89	4.80	4.75	4.71	4.63	4.53	4.42	4.28	4.19	4.09	3.78	4.41	0.48
12	4.93	4.86	4.83	4.80	4.73	4.67	4.57	4.46	4.40	4.32	4.06	4.56	0.40
13	4.85	4.74	4.69	4.65	4.55	4.44	4.33	4.19	4.11	4.00	3.71	4.34	0.48
14	4.79	4.67	4.61	4.56	4.46	4.36	4.24	4.10	4.00	3.92	3.65	4.27	0.48
15	4.92	4.84	4.81	4.77	4.71	4.63	4.53	4.42	4.35	4.26	4.00	4.52	0.42
16	4.82	4.71	4.67	4.64	4.55	4.46	4.37	4.25	4.18	4.09	3.83	4.37	0.43
17	4.72	4.57	4.50	4.44	4.30	4.18	4.04	3.88	3.78	3.67	3.33	4.09	0.56
18	4.80	4.68	4.63	4.57	4.47	4.37	4.25	4.12	4.04	3.94	3.63	4.27	0.48
19	4.73	4.60	4.53	4.47	4.35	4.24	4.11	3.97	3.89	3.78	3.48	4.16	0.51
20	4.61	4.46	4.40	4.35	4.25	4.14	4.04	3.92	3.85	3.76	3.50	4.09	0.46
21	4.73	4.58	4.52	4.47	4.36	4.25	4.13	4.00	3.91	3.81	3.52	4.17	0.49
.													
29	4.37	4.19	4.12	4.06	3.93	3.83	3.70	3.57	3.50	3.41	3.15	3.78	0.49
30	4.27	4.10	4.00	3.96	3.84	3.74	3.64	3.53	3.46	3.39	3.18	3.73	0.44
31	4.38	4.20	4.13	4.07	3.94	3.82	3.68	3.53	3.45	3.35	3.08	3.77	0.52
32	4.37	4.18	4.11	4.05	3.93	3.83	3.73	3.59	3.52	3.44	3.21	3.80	0.46
33	4.40	4.20	4.13	4.06	3.93	3.81	3.70	3.56	3.48	3.38	3.14	3.78	0.51
34	4.28	4.10	4.03	3.97	3.87	3.77	3.68	3.58	3.52	3.46	3.29	3.78	0.40
35	4.13	3.96	3.89	3.83	3.74	3.65	3.56	3.47	3.42	3.36	3.22	3.67	0.36
36	4.33	4.13	4.04	3.96	3.83	3.71	3.60	3.50	3.42	3.35	3.14	3.72	0.47
.													
40	4.61	4.48	4.42	4.38	4.27	4.17	4.06	3.92	3.84	3.75	3.46	4.09	0.48
.													
Scale	90%	80%	75%	70%	60%	50%	40%	30%	25%	20%	10%	Mean	S.D.
A	4.82	4.73	4.69	4.65	4.57	4.48	4.38	4.25	4.17	4.08	3.79	4.37	0.44
B	4.84	4.76	4.72	4.68	4.61	4.54	4.45	4.33	4.27	4.19	3.94	4.44	0.39
C	4.85	4.77	4.73	4.69	4.61	4.52	4.42	4.29	4.22	4.13	3.87	4.42	0.44
D	4.68	4.56	4.50	4.45	4.35	4.26	4.15	4.03	3.96	3.87	3.60	4.19	0.45
F	4.33	4.16	4.08	4.02	3.91	3.80	3.70	3.57	3.50	3.42	3.18	3.77	0.46
G	4.20	4.03	3.97	3.91	3.80	3.71	3.62	3.53	3.48	3.42	3.26	3.72	0.38
I	4.61	4.48	4.42	4.38	4.27	4.17	4.06	3.92	3.84	3.75	3.46	4.09	0.48

The statistics for items 22-28 and 37-39 are not computed.

**Table 7.23**  
**Subject: Protective Services**  
**Four-Year Colleges and Universities**  
**Percentile Distributions of Class Means**  
**Based on 2387 Classes**

Item	90%	80%	75%	70%	60%	50%	40%	30%	25%	20%	10%	Mean	S.D.
1	4.84	4.75	4.71	4.68	4.60	4.52	4.43	4.30	4.05	4.15	3.89	4.43	0.41
2	4.87	4.78	4.75	4.71	4.64	4.56	4.47	4.36	4.29	4.21	3.96	4.46	0.40
3	4.89	4.82	4.78	4.75	4.69	4.63	4.55	4.43	4.36	4.29	4.07	4.53	0.37
4	4.85	4.76	4.73	4.68	4.61	4.53	4.44	4.31	4.24	4.14	3.89	4.43	0.43
5	4.87	4.78	4.74	4.70	4.62	4.54	4.43	4.29	4.21	4.10	3.80	4.41	0.45
6	4.88	4.79	4.75	4.71	4.64	4.56	4.46	4.32	4.25	4.13	3.83	4.44	0.45
7	4.94	4.89	4.87	4.84	4.79	4.75	4.69	4.62	4.57	4.50	4.33	4.67	0.32
8	4.87	4.78	4.75	4.71	4.64	4.56	4.47	4.36	4.28	4.19	3.93	4.46	0.40
9	4.81	4.71	4.67	4.63	4.53	4.45	4.35	4.23	4.14	4.06	3.79	4.36	0.42
10	4.91	4.83	4.80	4.78	4.71	4.64	4.56	4.44	4.38	4.30	4.08	4.54	0.37
11	4.89	4.80	4.76	4.73	4.67	4.58	4.50	4.37	4.29	4.20	3.90	4.47	0.43
12	4.92	4.86	4.83	4.80	4.75	4.67	4.60	4.50	4.43	4.36	4.09	4.57	0.38
13	4.86	4.77	4.73	4.69	4.61	4.53	4.43	4.30	4.23	4.14	3.86	4.42	0.44
14	4.81	4.71	4.65	4.61	4.53	4.44	4.33	4.20	4.12	4.05	3.76	4.35	0.44
15	4.91	4.83	4.80	4.77	4.71	4.65	4.56	4.46	4.40	4.31	4.05	4.54	0.38
16	4.85	4.75	4.71	4.67	4.60	4.53	4.44	4.33	4.26	4.17	3.90	4.43	0.40
17	4.80	4.69	4.64	4.60	4.50	4.40	4.29	4.14	4.05	3.93	3.57	4.28	0.51
18	4.85	4.74	4.70	4.67	4.59	4.50	4.41	4.28	4.19	4.11	3.79	4.40	0.44
19	4.80	4.67	4.63	4.59	4.50	4.40	4.29	4.16	4.07	3.95	3.67	4.30	0.47
20	4.72	4.60	4.55	4.50	4.41	4.31	4.18	4.06	4.00	3.89	3.62	4.22	0.46
21	4.80	4.67	4.63	4.59	4.50	4.40	4.29	4.15	4.06	3.95	3.67	4.30	0.46
.													
29	4.50	4.33	4.27	4.22	4.11	4.00	3.89	3.76	3.69	3.60	3.32	3.95	0.46
30	4.42	4.28	4.21	4.15	4.05	3.94	3.85	3.71	3.67	3.58	3.35	3.91	0.43
31	4.55	4.39	4.33	4.27	4.17	4.05	3.92	3.79	3.71	3.61	3.35	3.98	0.48
32	4.50	4.33	4.28	4.23	4.12	4.00	3.91	3.78	3.71	3.63	3.39	3.97	0.44
33	4.50	4.33	4.27	4.21	4.11	4.00	3.88	3.75	3.67	3.59	3.33	3.95	0.47
34	4.33	4.18	4.13	4.08	3.97	3.88	3.80	3.70	3.64	3.58	3.41	3.88	0.36
35	4.29	4.12	4.06	4.00	3.91	3.82	3.73	3.64	3.58	3.52	3.38	3.82	0.35
36	4.32	4.14	4.08	4.00	3.92	3.82	3.72	3.61	3.56	3.50	3.30	3.81	0.40
.													
40	4.59	4.47	4.42	4.38	4.29	4.21	4.12	4.00	3.92	3.84	3.58	4.14	0.41
.													
Scale	90%	80%	75%	70%	60%	50%	40%	30%	25%	20%	10%	Mean	S.D.
A	4.85	4.77	4.72	4.69	4.63	4.55	4.46	4.34	4.28	4.18	3.92	4.45	0.40
B	4.86	4.78	4.75	4.71	4.65	4.58	4.51	4.40	4.33	4.25	4.01	4.49	0.36
C	4.86	4.78	4.74	4.71	4.65	4.57	4.49	4.38	4.31	4.22	3.94	4.47	0.40
D	4.77	4.67	4.62	4.58	4.50	4.42	4.31	4.19	4.11	4.02	3.75	4.32	0.43
F	4.48	4.33	4.26	4.21	4.11	4.00	3.89	3.77	3.70	3.62	3.36	3.95	0.44
G	4.29	4.13	4.08	4.03	3.93	3.84	3.75	3.66	3.61	3.55	3.39	3.84	0.35
I	4.59	4.47	4.42	4.38	4.29	4.21	4.12	4.00	3.92	3.84	3.58	4.14	0.41

The statistics for items 22-28 and 37-39 are not computed.



**Table 7.23.1**  
**Subject: Criminal Justice**  
**Four-Year Colleges and Universities**  
**Percentile Distributions of Class Means**  
**Based on 2295 Classes**

Item	90%	80%	75%	70%	60%	50%	40%	30%	25%	20%	10%	Mean	S.D.
1	4.84	4.75	4.71	4.67	4.60	4.52	4.43	4.31	4.05	4.16	3.90	4.43	0.41
2	4.87	4.78	4.75	4.71	4.64	4.56	4.47	4.36	4.30	4.21	3.96	4.46	0.40
3	4.90	4.82	4.78	4.75	4.69	4.63	4.55	4.43	4.36	4.29	4.07	4.53	0.37
4	4.85	4.76	4.73	4.68	4.61	4.53	4.44	4.31	4.24	4.14	3.89	4.43	0.42
5	4.87	4.78	4.74	4.70	4.61	4.54	4.43	4.30	4.21	4.11	3.80	4.42	0.45
6	4.87	4.79	4.75	4.71	4.64	4.56	4.46	4.32	4.25	4.13	3.83	4.44	0.45
7	4.94	4.89	4.87	4.84	4.79	4.75	4.69	4.62	4.57	4.50	4.33	4.67	0.31
8	4.87	4.78	4.74	4.71	4.64	4.56	4.47	4.36	4.27	4.19	3.93	4.46	0.40
9	4.81	4.71	4.67	4.62	4.53	4.44	4.35	4.23	4.14	4.06	3.79	4.36	0.42
10	4.91	4.83	4.80	4.77	4.71	4.64	4.56	4.44	4.38	4.30	4.08	4.54	0.37
11	4.89	4.80	4.76	4.73	4.67	4.59	4.50	4.37	4.29	4.20	3.90	4.47	0.43
12	4.92	4.86	4.83	4.80	4.75	4.67	4.60	4.50	4.43	4.36	4.10	4.58	0.37
13	4.86	4.77	4.73	4.69	4.61	4.53	4.43	4.30	4.23	4.14	3.87	4.42	0.43
14	4.81	4.71	4.67	4.61	4.53	4.44	4.33	4.20	4.13	4.05	3.76	4.35	0.44
15	4.91	4.84	4.80	4.77	4.71	4.65	4.57	4.46	4.40	4.31	4.05	4.55	0.38
16	4.85	4.75	4.71	4.67	4.61	4.53	4.44	4.33	4.26	4.17	3.90	4.43	0.40
17	4.80	4.69	4.64	4.60	4.50	4.40	4.29	4.14	4.05	3.94	3.57	4.28	0.51
18	4.85	4.75	4.71	4.67	4.59	4.50	4.41	4.29	4.20	4.11	3.79	4.40	0.44
19	4.81	4.67	4.63	4.60	4.50	4.40	4.29	4.17	4.07	3.95	3.67	4.30	0.47
20	4.72	4.60	4.55	4.50	4.41	4.31	4.19	4.06	4.00	3.89	3.62	4.22	0.46
21	4.80	4.67	4.63	4.59	4.50	4.40	4.29	4.15	4.06	3.95	3.67	4.30	0.46
.													
29	4.50	4.33	4.27	4.22	4.11	4.00	3.89	3.76	3.69	3.60	3.32	3.95	0.46
30	4.42	4.27	4.21	4.15	4.05	3.94	3.85	3.71	3.67	3.57	3.35	3.91	0.43
31	4.55	4.38	4.32	4.27	4.17	4.05	3.92	3.79	3.71	3.61	3.33	3.98	0.48
32	4.50	4.33	4.28	4.23	4.12	4.00	3.91	3.78	3.71	3.62	3.39	3.97	0.44
33	4.50	4.33	4.26	4.21	4.11	4.00	3.88	3.75	3.67	3.58	3.32	3.94	0.47
34	4.33	4.18	4.13	4.08	3.97	3.88	3.80	3.70	3.65	3.58	3.41	3.88	0.36
35	4.28	4.12	4.06	4.00	3.91	3.82	3.74	3.64	3.58	3.53	3.38	3.82	0.35
36	4.32	4.14	4.08	4.00	3.92	3.82	3.72	3.61	3.57	3.50	3.31	3.81	0.40
.													
40	4.59	4.47	4.42	4.38	4.29	4.21	4.12	4.00	3.92	3.84	3.58	4.14	0.41
Scale	90%	80%	75%	70%	60%	50%	40%	30%	25%	20%	10%	Mean	S.D.
A	4.85	4.77	4.72	4.69	4.63	4.55	4.46	4.34	4.28	4.18	3.93	4.45	0.40
B	4.86	4.78	4.74	4.71	4.65	4.58	4.50	4.40	4.33	4.25	4.01	4.49	0.37
C	4.85	4.78	4.74	4.71	4.65	4.57	4.49	4.38	4.31	4.21	3.95	4.47	0.40
D	4.77	4.67	4.63	4.58	4.50	4.42	4.31	4.19	4.12	4.02	3.75	4.32	0.43
F	4.48	4.33	4.26	4.21	4.11	4.00	3.89	3.77	3.70	3.61	3.36	3.95	0.44
G	4.29	4.13	4.08	4.03	3.93	3.84	3.75	3.67	3.61	3.55	3.40	3.84	0.35
I	4.59	4.47	4.42	4.38	4.29	4.21	4.12	4.00	3.92	3.84	3.58	4.14	0.41

The statistics for items 22-28 and 37-39 are not computed.

**Table 7.23.2**  
**Subject: Law Enforcement**  
**Four-Year Colleges and Universities**  
**Percentile Distributions of Class Means**  
**Based on 50 Classes**

Item	90%	80%	75%	70%	60%	50%	40%	30%	25%	20%	10%	Mean	S.D.
1	4.83	4.71	4.70	4.68	4.62	4.54	4.44	4.35	4.05	4.26	4.09	4.49	0.29
2	4.87	4.78	4.73	4.71	4.67	4.63	4.57	4.47	4.42	4.31	4.09	4.54	0.30
3	4.89	4.82	4.80	4.79	4.76	4.67	4.60	4.50	4.46	4.37	4.23	4.60	0.29
4	4.83	4.72	4.69	4.66	4.60	4.58	4.54	4.46	4.40	4.21	4.08	4.51	0.27
5	4.82	4.77	4.75	4.71	4.68	4.64	4.56	4.52	4.35	4.25	3.90	4.50	0.38
6	4.87	4.80	4.78	4.76	4.66	4.60	4.54	4.44	4.40	4.37	4.10	4.55	0.30
7	4.95	4.89	4.87	4.86	4.83	4.81	4.73	4.66	4.63	4.58	4.50	4.73	0.22
8	4.87	4.81	4.79	4.76	4.73	4.67	4.60	4.50	4.43	4.38	4.14	4.59	0.27
9	4.78	4.70	4.67	4.63	4.52	4.50	4.39	4.28	4.25	4.17	3.76	4.39	0.36
10	4.92	4.83	4.82	4.80	4.77	4.74	4.69	4.57	4.50	4.35	4.13	4.62	0.32
11	4.91	4.86	4.80	4.73	4.65	4.58	4.55	4.44	4.40	4.37	4.15	4.52	0.41
12	4.91	4.85	4.82	4.78	4.74	4.67	4.62	4.57	4.55	4.50	4.35	4.60	0.37
13	4.84	4.74	4.71	4.70	4.65	4.56	4.45	4.39	4.33	4.32	4.10	4.48	0.38
14	4.81	4.65	4.62	4.57	4.50	4.41	4.32	4.18	4.08	4.05	3.93	4.36	0.37
15	4.93	4.82	4.78	4.77	4.71	4.62	4.58	4.52	4.50	4.47	4.20	4.57	0.35
16	4.84	4.72	4.70	4.67	4.58	4.50	4.45	4.39	4.30	4.14	3.98	4.46	0.31
17	4.86	4.70	4.66	4.59	4.52	4.44	4.33	4.15	4.08	3.95	3.65	4.34	0.45
18	4.86	4.74	4.71	4.70	4.67	4.50	4.42	4.23	4.20	4.15	3.93	4.44	0.37
19	4.78	4.66	4.62	4.56	4.50	4.44	4.28	4.21	4.20	4.10	3.80	4.33	0.40
20	4.70	4.59	4.53	4.52	4.43	4.36	4.18	4.07	4.00	3.94	3.74	4.27	0.37
21	4.78	4.64	4.56	4.56	4.50	4.43	4.36	4.23	4.20	4.04	3.78	4.35	0.37
.													
29	4.47	4.38	4.30	4.26	4.17	4.08	3.97	3.91	3.80	3.75	3.55	4.04	0.37
30	4.40	4.36	4.22	4.18	4.10	4.00	3.96	3.82	3.75	3.70	3.59	4.00	0.34
31	4.51	4.43	4.41	4.39	4.36	4.10	4.00	3.94	3.88	3.85	3.72	4.12	0.37
32	4.39	4.34	4.25	4.20	4.15	4.00	3.95	3.87	3.84	3.79	3.65	4.02	0.34
33	4.47	4.41	4.40	4.33	4.18	4.11	3.97	3.89	3.85	3.80	3.56	4.06	0.39
34	4.30	4.14	4.03	4.00	3.92	3.85	3.77	3.67	3.64	3.59	3.47	3.86	0.30
35	4.30	4.10	4.04	4.00	3.83	3.75	3.65	3.58	3.54	3.48	3.44	3.80	0.33
36	4.28	4.20	4.14	3.90	3.78	3.69	3.61	3.55	3.50	3.47	3.32	3.76	0.37
.													
40	4.57	4.50	4.48	4.47	4.40	4.31	4.26	4.20	4.15	4.13	3.75	4.26	0.31
.													
Scale	90%	80%	75%	70%	60%	50%	40%	30%	25%	20%	10%	Mean	S.D.
A	4.83	4.75	4.72	4.71	4.67	4.62	4.55	4.48	4.38	4.26	4.07	4.53	0.29
B	4.88	4.79	4.77	4.74	4.68	4.67	4.60	4.50	4.46	4.36	4.12	4.58	0.26
C	4.88	4.76	4.74	4.72	4.62	4.56	4.51	4.44	4.39	4.38	4.18	4.50	0.36
D	4.84	4.62	4.57	4.55	4.53	4.49	4.33	4.24	4.15	4.08	3.90	4.37	0.35
F	4.44	4.38	4.34	4.25	4.16	4.11	3.97	3.89	3.85	3.74	3.65	4.05	0.35
G	4.29	4.13	4.00	3.94	3.85	3.75	3.67	3.62	3.57	3.53	3.39	3.81	0.32
I	4.57	4.50	4.48	4.47	4.40	4.31	4.26	4.20	4.15	4.13	3.75	4.26	0.31

The statistics for items 22-28 and 37-39 are not computed.

**Table 7.24**  
**Subject: Public Affairs**  
**Four-Year Colleges and Universities**  
**Percentile Distributions of Class Means**  
**Based on 1617 Classes**

Item	90%	80%	75%	70%	60%	50%	40%	30%	25%	20%	10%	Mean	S.D.
1	4.88	4.76	4.73	4.67	4.58	4.48	4.36	4.23	4.05	4.00	3.73	4.37	0.48
2	4.89	4.78	4.74	4.70	4.62	4.53	4.41	4.27	4.19	4.10	3.75	4.41	0.47
3	4.91	4.83	4.79	4.75	4.67	4.59	4.50	4.36	4.29	4.20	3.88	4.48	0.43
4	4.88	4.76	4.71	4.68	4.58	4.50	4.38	4.25	4.13	4.00	3.69	4.36	0.51
5	4.89	4.80	4.75	4.70	4.61	4.50	4.39	4.22	4.11	4.00	3.64	4.37	0.51
6	4.90	4.81	4.76	4.72	4.63	4.53	4.40	4.24	4.14	4.00	3.68	4.39	0.51
7	5.00	4.92	4.90	4.88	4.83	4.77	4.70	4.63	4.57	4.50	4.36	4.69	0.30
8	4.90	4.82	4.78	4.73	4.64	4.55	4.44	4.31	4.22	4.14	3.83	4.44	0.45
9	4.87	4.75	4.71	4.67	4.57	4.47	4.35	4.20	4.11	4.00	3.69	4.36	0.47
10	4.94	4.88	4.83	4.80	4.73	4.67	4.55	4.43	4.35	4.25	4.00	4.54	0.41
11	4.93	4.86	4.82	4.78	4.70	4.60	4.50	4.33	4.25	4.13	3.81	4.47	0.48
12	5.00	4.90	4.88	4.83	4.77	4.69	4.60	4.47	4.39	4.28	3.94	4.56	0.45
13	4.92	4.83	4.80	4.75	4.67	4.58	4.47	4.33	4.25	4.17	3.85	4.47	0.45
14	4.88	4.78	4.72	4.67	4.59	4.50	4.37	4.24	4.14	4.06	3.74	4.38	0.48
15	4.95	4.89	4.86	4.82	4.75	4.67	4.57	4.44	4.35	4.25	3.94	4.54	0.45
16	4.86	4.75	4.71	4.67	4.57	4.47	4.36	4.25	4.17	4.06	3.73	4.37	0.47
17	4.84	4.70	4.65	4.59	4.47	4.37	4.22	4.06	3.98	3.85	3.50	4.25	0.53
18	4.88	4.77	4.71	4.67	4.56	4.45	4.33	4.18	4.11	4.00	3.67	4.35	0.48
19	4.85	4.72	4.67	4.63	4.50	4.40	4.28	4.14	4.08	3.95	3.64	4.30	0.50
20	4.69	4.55	4.50	4.44	4.33	4.21	4.08	3.93	3.84	3.71	3.38	4.12	0.53
21	4.82	4.70	4.65	4.60	4.50	4.38	4.27	4.13	4.05	3.92	3.59	4.29	0.49
.													
29	4.50	4.30	4.25	4.17	4.06	3.92	3.80	3.65	3.56	3.44	3.17	3.86	0.53
30	4.44	4.25	4.18	4.13	4.00	3.88	3.78	3.64	3.57	3.48	3.25	3.86	0.47
31	4.53	4.38	4.30	4.24	4.13	4.00	3.87	3.70	3.60	3.50	3.17	3.92	0.54
32	4.55	4.38	4.31	4.26	4.15	4.00	3.90	3.75	3.67	3.57	3.30	3.97	0.49
33	4.60	4.43	4.36	4.29	4.18	4.05	3.92	3.76	3.67	3.58	3.29	3.99	0.51
34	4.38	4.18	4.13	4.07	3.95	3.85	3.75	3.65	3.59	3.50	3.29	3.84	0.43
35	4.26	4.08	4.00	3.95	3.85	3.75	3.64	3.55	3.50	3.43	3.25	3.75	0.39
36	4.38	4.18	4.10	4.00	3.90	3.78	3.67	3.54	3.47	3.38	3.15	3.77	0.49
.													
40	4.65	4.52	4.47	4.42	4.32	4.21	4.10	4.00	3.89	3.77	3.50	4.13	0.48
.													
Scale	90%	80%	75%	70%	60%	50%	40%	30%	25%	20%	10%	Mean	S.D.
A	4.87	4.78	4.73	4.69	4.61	4.52	4.42	4.27	4.17	4.07	3.78	4.40	0.46
B	4.89	4.82	4.78	4.75	4.66	4.58	4.49	4.36	4.28	4.18	3.93	4.48	0.40
C	4.91	4.84	4.80	4.76	4.69	4.61	4.50	4.37	4.29	4.18	3.88	4.48	0.45
D	4.79	4.67	4.61	4.58	4.47	4.36	4.26	4.13	4.06	3.96	3.63	4.29	0.45
F	4.49	4.33	4.27	4.21	4.10	3.99	3.85	3.70	3.63	3.53	3.24	3.92	0.49
G	4.30	4.12	4.06	4.00	3.90	3.79	3.69	3.59	3.54	3.47	3.26	3.79	0.41
I	4.65	4.52	4.47	4.42	4.32	4.21	4.10	4.00	3.89	3.77	3.50	4.13	0.48

The statistics for items 22-28 and 37-39 are not computed.

**Table 7.24.1**  
**Subject: Social Work**  
**Four-Year Colleges and Universities**  
**Percentile Distributions of Class Means**  
**Based on 1520 Classes**

Item	90%	80%	75%	70%	60%	50%	40%	30%	25%	20%	10%	Mean	S.D.
1	4.88	4.77	4.73	4.67	4.58	4.48	4.36	4.23	4.05	4.00	3.71	4.37	0.48
2	4.89	4.78	4.74	4.70	4.62	4.53	4.41	4.27	4.19	4.09	3.75	4.40	0.48
3	4.91	4.83	4.79	4.75	4.67	4.59	4.50	4.36	4.28	4.18	3.88	4.47	0.44
4	4.88	4.76	4.71	4.68	4.58	4.50	4.38	4.23	4.11	4.00	3.67	4.36	0.52
5	4.89	4.80	4.75	4.70	4.62	4.50	4.39	4.21	4.11	4.00	3.63	4.37	0.51
6	4.90	4.81	4.77	4.73	4.63	4.53	4.40	4.23	4.13	4.00	3.67	4.38	0.52
7	5.00	4.92	4.90	4.89	4.83	4.77	4.70	4.63	4.58	4.52	4.36	4.70	0.30
8	4.90	4.82	4.78	4.73	4.64	4.55	4.44	4.30	4.22	4.13	3.83	4.44	0.45
9	4.88	4.76	4.71	4.67	4.57	4.46	4.35	4.20	4.11	4.00	3.67	4.36	0.47
10	4.94	4.88	4.84	4.80	4.74	4.67	4.55	4.43	4.35	4.24	4.00	4.54	0.42
11	4.93	4.85	4.82	4.78	4.70	4.60	4.50	4.33	4.25	4.13	3.80	4.46	0.48
12	5.00	4.90	4.88	4.84	4.77	4.69	4.60	4.47	4.39	4.28	3.94	4.56	0.45
13	4.92	4.83	4.80	4.75	4.67	4.59	4.47	4.33	4.25	4.17	3.85	4.47	0.45
14	4.88	4.78	4.72	4.67	4.59	4.50	4.37	4.23	4.14	4.06	3.75	4.38	0.48
15	4.95	4.89	4.86	4.82	4.75	4.67	4.57	4.43	4.33	4.25	3.93	4.53	0.45
16	4.86	4.75	4.71	4.67	4.57	4.47	4.36	4.25	4.15	4.06	3.73	4.37	0.47
17	4.83	4.70	4.65	4.59	4.47	4.36	4.21	4.06	3.95	3.83	3.50	4.25	0.53
18	4.88	4.76	4.71	4.67	4.56	4.44	4.33	4.18	4.10	4.00	3.67	4.35	0.48
19	4.85	4.72	4.67	4.63	4.52	4.40	4.28	4.14	4.07	3.95	3.63	4.30	0.50
20	4.69	4.55	4.50	4.44	4.33	4.20	4.08	3.93	3.83	3.71	3.38	4.11	0.53
21	4.82	4.70	4.65	4.60	4.50	4.39	4.27	4.13	4.05	3.92	3.59	4.29	0.50
.													
29	4.46	4.29	4.23	4.16	4.05	3.91	3.80	3.64	3.56	3.44	3.14	3.85	0.52
30	4.42	4.25	4.18	4.13	4.00	3.88	3.77	3.64	3.57	3.47	3.24	3.85	0.47
31	4.50	4.36	4.29	4.23	4.11	4.00	3.87	3.69	3.58	3.50	3.17	3.91	0.54
32	4.54	4.36	4.30	4.25	4.15	4.00	3.90	3.73	3.65	3.56	3.30	3.96	0.49
33	4.58	4.42	4.33	4.29	4.18	4.04	3.91	3.75	3.67	3.57	3.29	3.98	0.51
34	4.33	4.17	4.11	4.06	3.94	3.83	3.73	3.64	3.58	3.50	3.27	3.83	0.42
35	4.24	4.07	4.00	3.93	3.83	3.74	3.64	3.54	3.50	3.43	3.25	3.74	0.39
36	4.36	4.15	4.08	4.00	3.90	3.77	3.67	3.53	3.47	3.38	3.15	3.76	0.49
.													
40	4.64	4.52	4.47	4.41	4.31	4.21	4.10	4.00	3.88	3.77	3.50	4.13	0.48
.													
Scale	90%	80%	75%	70%	60%	50%	40%	30%	25%	20%	10%	Mean	S.D.
A	4.87	4.78	4.73	4.69	4.61	4.52	4.42	4.26	4.17	4.06	3.78	4.39	0.47
B	4.89	4.83	4.78	4.75	4.66	4.58	4.49	4.36	4.28	4.18	3.92	4.48	0.40
C	4.91	4.83	4.80	4.77	4.69	4.61	4.50	4.37	4.29	4.18	3.88	4.48	0.45
D	4.78	4.67	4.61	4.57	4.47	4.36	4.25	4.13	4.05	3.94	3.61	4.28	0.45
F	4.47	4.32	4.25	4.20	4.10	3.98	3.85	3.70	3.62	3.52	3.24	3.91	0.49
G	4.28	4.11	4.04	3.98	3.89	3.78	3.69	3.58	3.53	3.46	3.25	3.77	0.41
I	4.64	4.52	4.47	4.41	4.31	4.21	4.10	4.00	3.88	3.77	3.50	4.13	0.48

The statistics for items 22-28 and 37-39 are not computed.

**Table 7.25**  
**Subject: Social Sciences**  
**Four-Year Colleges and Universities**  
**Percentile Distributions of Class Means**  
**Based on 22263 Classes**

Item	90%	80%	75%	70%	60%	50%	40%	30%	25%	20%	10%	Mean	S.D.
1	4.77	4.65	4.60	4.56	4.47	4.38	4.26	4.14	4.05	4.00	3.70	4.29	0.45
2	4.82	4.73	4.68	4.64	4.56	4.46	4.36	4.24	4.16	4.07	3.79	4.37	0.44
3	4.88	4.79	4.75	4.71	4.63	4.55	4.44	4.32	4.25	4.15	3.89	4.44	0.42
4	4.78	4.67	4.63	4.58	4.49	4.39	4.28	4.14	4.05	3.95	3.65	4.29	0.47
5	4.79	4.67	4.62	4.57	4.47	4.35	4.23	4.07	4.00	3.86	3.53	4.24	0.52
6	4.80	4.69	4.64	4.59	4.48	4.37	4.24	4.08	4.00	3.86	3.50	4.24	0.53
7	4.92	4.87	4.84	4.81	4.75	4.70	4.63	4.53	4.46	4.38	4.05	4.57	0.43
8	4.79	4.68	4.63	4.58	4.50	4.39	4.28	4.14	4.05	3.95	3.67	4.29	0.47
9	4.73	4.60	4.54	4.48	4.38	4.27	4.15	4.00	3.93	3.84	3.57	4.19	0.47
10	4.90	4.82	4.79	4.75	4.67	4.58	4.48	4.35	4.28	4.18	3.89	4.47	0.44
11	4.84	4.73	4.69	4.64	4.55	4.44	4.33	4.18	4.09	4.00	3.64	4.32	0.50
12	4.90	4.82	4.78	4.74	4.67	4.59	4.50	4.37	4.30	4.20	3.90	4.47	0.44
13	4.80	4.68	4.63	4.57	4.47	4.36	4.24	4.10	4.00	3.91	3.60	4.26	0.50
14	4.75	4.61	4.56	4.50	4.39	4.29	4.16	4.00	3.94	3.83	3.54	4.20	0.49
15	4.88	4.79	4.75	4.71	4.63	4.54	4.44	4.31	4.23	4.13	3.82	4.43	0.46
16	4.76	4.65	4.60	4.56	4.47	4.38	4.27	4.14	4.06	4.00	3.71	4.29	0.45
17	4.71	4.58	4.52	4.46	4.34	4.23	4.09	3.93	3.83	3.73	3.40	4.13	0.53
18	4.76	4.64	4.59	4.54	4.44	4.33	4.22	4.09	4.00	3.90	3.61	4.25	0.48
19	4.69	4.55	4.50	4.43	4.31	4.19	4.07	3.92	3.83	3.73	3.42	4.11	0.52
20	4.58	4.42	4.35	4.29	4.17	4.06	3.93	3.80	3.73	3.64	3.38	4.00	0.48
21	4.68	4.53	4.47	4.41	4.29	4.18	4.05	3.90	3.81	3.71	3.42	4.10	0.51
.													
29	4.36	4.17	4.10	4.00	3.90	3.78	3.65	3.50	3.42	3.32	3.06	3.73	0.52
30	4.25	4.07	4.00	3.93	3.81	3.70	3.59	3.47	3.40	3.32	3.11	3.69	0.46
31	4.36	4.17	4.08	4.00	3.86	3.73	3.58	3.43	3.33	3.23	2.95	3.68	0.55
32	4.38	4.18	4.10	4.00	3.89	3.77	3.64	3.50	3.42	3.33	3.10	3.74	0.50
33	4.35	4.14	4.06	4.00	3.84	3.70	3.56	3.41	3.33	3.23	2.95	3.67	0.55
34	4.23	4.05	4.00	3.92	3.82	3.71	3.63	3.52	3.46	3.40	3.22	3.72	0.40
35	4.11	3.93	3.87	3.80	3.70	3.61	3.52	3.42	3.38	3.32	3.17	3.63	0.37
36	4.30	4.11	4.04	4.00	3.86	3.74	3.63	3.50	3.44	3.37	3.16	3.73	0.45
.													
40	4.56	4.41	4.34	4.29	4.19	4.08	3.96	3.82	3.74	3.64	3.36	4.00	0.49
.													
Scale	90%	80%	75%	70%	60%	50%	40%	30%	25%	20%	10%	Mean	S.D.
A	4.78	4.68	4.64	4.60	4.51	4.42	4.32	4.18	4.11	4.02	3.73	4.32	0.44
B	4.80	4.70	4.66	4.62	4.54	4.45	4.35	4.23	4.15	4.06	3.78	4.35	0.43
C	4.81	4.71	4.67	4.62	4.53	4.44	4.33	4.20	4.12	4.03	3.72	4.34	0.46
D	4.65	4.53	4.47	4.42	4.32	4.21	4.10	3.97	3.90	3.81	3.54	4.14	0.45
F	4.31	4.13	4.05	3.98	3.86	3.73	3.61	3.47	3.39	3.30	3.06	3.70	0.50
G	4.17	4.00	3.94	3.88	3.78	3.69	3.60	3.50	3.44	3.39	3.23	3.69	0.38
I	4.56	4.41	4.34	4.29	4.19	4.08	3.96	3.82	3.74	3.64	3.36	4.00	0.49

The statistics for items 22-28 and 37-39 are not computed.

**Table 7.25.1**  
**Subject: Anthropology or Archeology**  
**Four-Year Colleges and Universities**  
**Percentile Distributions of Class Means**  
**Based on 862 Classes**

Item	90%	80%	75%	70%	60%	50%	40%	30%	25%	20%	10%	Mean	S.D.
1	4.73	4.60	4.56	4.52	4.40	4.29	4.17	4.07	4.05	3.91	3.65	4.22	0.47
2	4.79	4.67	4.62	4.57	4.47	4.38	4.28	4.14	4.05	3.96	3.67	4.29	0.46
3	4.88	4.80	4.76	4.73	4.65	4.56	4.44	4.31	4.25	4.17	3.91	4.45	0.42
4	4.73	4.63	4.57	4.53	4.43	4.31	4.20	4.04	3.95	3.88	3.58	4.21	0.50
5	4.76	4.63	4.59	4.52	4.42	4.31	4.19	4.00	3.90	3.80	3.47	4.19	0.53
6	4.79	4.69	4.64	4.60	4.46	4.33	4.20	4.05	3.95	3.85	3.48	4.24	0.52
7	4.95	4.89	4.87	4.84	4.79	4.74	4.67	4.58	4.54	4.47	4.24	4.63	0.37
8	4.82	4.72	4.67	4.62	4.50	4.42	4.30	4.17	4.10	4.00	3.73	4.33	0.46
9	4.69	4.56	4.50	4.43	4.32	4.21	4.09	3.95	3.88	3.81	3.54	4.15	0.48
10	4.93	4.87	4.83	4.80	4.73	4.64	4.55	4.44	4.37	4.27	4.00	4.54	0.42
11	4.85	4.75	4.69	4.65	4.54	4.42	4.26	4.10	4.00	3.91	3.56	4.29	0.53
12	4.91	4.83	4.79	4.76	4.68	4.58	4.46	4.30	4.21	4.09	3.73	4.43	0.52
13	4.78	4.67	4.61	4.57	4.44	4.33	4.18	4.00	3.92	3.82	3.52	4.21	0.53
14	4.71	4.57	4.52	4.45	4.33	4.22	4.11	3.93	3.85	3.75	3.50	4.15	0.50
15	4.89	4.82	4.77	4.73	4.65	4.53	4.41	4.26	4.17	4.08	3.74	4.40	0.50
16	4.71	4.61	4.55	4.50	4.40	4.29	4.18	4.04	3.95	3.87	3.63	4.21	0.48
17	4.67	4.52	4.46	4.38	4.23	4.10	3.95	3.83	3.74	3.63	3.29	4.03	0.56
18	4.71	4.60	4.56	4.50	4.38	4.28	4.13	4.00	3.94	3.87	3.59	4.19	0.48
19	4.65	4.50	4.43	4.36	4.23	4.09	3.94	3.79	3.71	3.61	3.31	4.02	0.54
20	4.53	4.38	4.31	4.26	4.13	4.00	3.91	3.78	3.70	3.63	3.38	3.98	0.46
21	4.63	4.48	4.42	4.36	4.25	4.10	4.00	3.86	3.78	3.67	3.39	4.05	0.50
.													
29	4.31	4.13	4.06	4.00	3.85	3.71	3.59	3.46	3.39	3.31	3.05	3.69	0.51
30	4.14	4.00	3.91	3.83	3.73	3.62	3.50	3.40	3.33	3.27	3.06	3.61	0.44
31	4.33	4.17	4.10	4.00	3.89	3.75	3.60	3.44	3.36	3.26	3.00	3.69	0.54
32	4.33	4.16	4.08	4.00	3.90	3.78	3.63	3.48	3.42	3.35	3.12	3.74	0.49
33	4.31	4.10	4.00	3.94	3.80	3.69	3.54	3.38	3.30	3.21	2.95	3.64	0.54
34	4.10	3.92	3.86	3.80	3.71	3.63	3.53	3.43	3.37	3.30	3.11	3.61	0.38
35	3.96	3.80	3.75	3.68	3.57	3.50	3.40	3.31	3.25	3.21	3.06	3.51	0.35
36	4.20	4.00	3.89	3.83	3.71	3.59	3.50	3.38	3.32	3.25	3.04	3.61	0.44
.													
40	4.54	4.43	4.36	4.30	4.20	4.07	3.93	3.78	3.68	3.60	3.31	3.98	0.52
Scale	90%	80%	75%	70%	60%	50%	40%	30%	25%	20%	10%	Mean	S.D.
A	4.76	4.64	4.61	4.56	4.46	4.36	4.26	4.13	4.06	3.98	3.69	4.28	0.45
B	4.80	4.72	4.69	4.64	4.56	4.45	4.36	4.24	4.19	4.12	3.83	4.38	0.41
C	4.81	4.72	4.67	4.62	4.53	4.42	4.28	4.11	4.04	3.94	3.62	4.30	0.50
D	4.61	4.49	4.43	4.37	4.25	4.15	4.03	3.91	3.82	3.75	3.53	4.09	0.46
F	4.28	4.09	4.00	3.95	3.83	3.70	3.57	3.44	3.37	3.30	3.06	3.67	0.49
G	4.02	3.87	3.81	3.76	3.67	3.57	3.49	3.39	3.34	3.28	3.12	3.58	0.36
I	4.54	4.43	4.36	4.30	4.20	4.07	3.93	3.78	3.68	3.60	3.31	3.98	0.52

The statistics for items 22-28 and 37-39 are not computed.

**Table 7.25.2**  
**Subject: Criminology**  
**Four-Year Colleges and Universities**  
**Percentile Distributions of Class Means**  
**Based on 778 Classes**

Item	90%	80%	75%	70%	60%	50%	40%	30%	25%	20%	10%	Mean	S.D.
1	4.81	4.73	4.68	4.65	4.56	4.47	4.35	4.25	4.05	4.11	3.87	4.38	0.45
2	4.86	4.75	4.71	4.68	4.61	4.52	4.43	4.33	4.26	4.18	3.93	4.43	0.43
3	4.88	4.80	4.77	4.71	4.65	4.59	4.48	4.39	4.30	4.24	4.00	4.48	0.43
4	4.83	4.73	4.69	4.67	4.57	4.48	4.40	4.27	4.20	4.11	3.86	4.39	0.45
5	4.84	4.74	4.71	4.67	4.57	4.50	4.37	4.24	4.17	4.07	3.71	4.36	0.51
6	4.85	4.76	4.71	4.67	4.59	4.50	4.40	4.28	4.19	4.09	3.78	4.38	0.50
7	4.93	4.88	4.86	4.83	4.78	4.73	4.67	4.60	4.56	4.50	4.33	4.65	0.32
8	4.87	4.77	4.70	4.67	4.60	4.50	4.41	4.29	4.22	4.15	3.89	4.41	0.46
9	4.79	4.67	4.63	4.59	4.50	4.41	4.31	4.18	4.09	4.00	3.78	4.31	0.46
10	4.89	4.81	4.79	4.75	4.67	4.62	4.53	4.42	4.35	4.26	3.96	4.49	0.45
11	4.90	4.80	4.77	4.73	4.65	4.57	4.46	4.35	4.26	4.20	3.88	4.45	0.48
12	4.92	4.86	4.83	4.80	4.71	4.64	4.57	4.47	4.42	4.36	4.08	4.55	0.41
13	4.87	4.78	4.73	4.68	4.59	4.50	4.39	4.29	4.21	4.11	3.77	4.39	0.50
14	4.81	4.71	4.67	4.60	4.51	4.42	4.30	4.20	4.14	4.00	3.73	4.32	0.48
15	4.91	4.83	4.80	4.78	4.69	4.63	4.55	4.44	4.38	4.29	4.00	4.52	0.44
16	4.82	4.73	4.69	4.67	4.58	4.48	4.38	4.25	4.19	4.10	3.84	4.38	0.46
17	4.79	4.67	4.61	4.56	4.47	4.36	4.20	4.04	3.95	3.85	3.43	4.21	0.57
18	4.84	4.73	4.68	4.63	4.55	4.44	4.32	4.20	4.14	4.02	3.73	4.33	0.50
19	4.77	4.67	4.62	4.58	4.47	4.35	4.24	4.11	4.00	3.90	3.58	4.25	0.53
20	4.68	4.56	4.50	4.44	4.32	4.21	4.10	4.00	3.92	3.83	3.56	4.15	0.48
21	4.76	4.65	4.60	4.56	4.44	4.33	4.21	4.08	4.00	3.90	3.60	4.23	0.53
.													
29	4.47	4.30	4.25	4.19	4.07	3.97	3.82	3.70	3.63	3.57	3.27	3.90	0.51
30	4.38	4.25	4.19	4.13	4.00	3.90	3.80	3.67	3.61	3.50	3.29	3.86	0.47
31	4.50	4.33	4.29	4.23	4.13	4.00	3.86	3.71	3.63	3.55	3.25	3.92	0.54
32	4.50	4.33	4.27	4.21	4.11	4.00	3.84	3.70	3.64	3.56	3.33	3.92	0.50
33	4.50	4.31	4.25	4.19	4.08	3.95	3.83	3.67	3.59	3.47	3.24	3.89	0.52
34	4.33	4.16	4.12	4.07	3.95	3.85	3.77	3.65	3.59	3.53	3.34	3.85	0.38
35	4.26	4.11	4.06	4.00	3.88	3.76	3.65	3.57	3.50	3.44	3.28	3.77	0.39
36	4.33	4.17	4.13	4.07	3.96	3.81	3.68	3.58	3.53	3.46	3.27	3.81	0.43
.													
40	4.60	4.48	4.43	4.36	4.27	4.18	4.07	3.96	3.89	3.83	3.55	4.10	0.48
.													
Scale	90%	80%	75%	70%	60%	50%	40%	30%	25%	20%	10%	Mean	S.D.
A	4.84	4.74	4.70	4.66	4.58	4.51	4.42	4.30	4.21	4.13	3.90	4.41	0.44
B	4.84	4.76	4.72	4.68	4.61	4.54	4.46	4.37	4.30	4.22	3.99	4.45	0.41
C	4.87	4.79	4.74	4.70	4.62	4.54	4.45	4.37	4.31	4.20	3.93	4.45	0.45
D	4.74	4.63	4.58	4.55	4.47	4.35	4.24	4.11	4.04	3.97	3.66	4.25	0.48
F	4.44	4.30	4.24	4.19	4.08	3.97	3.83	3.70	3.62	3.54	3.29	3.90	0.50
G	4.27	4.14	4.07	4.02	3.92	3.81	3.71	3.62	3.57	3.50	3.32	3.81	0.37
I	4.60	4.48	4.43	4.36	4.27	4.18	4.07	3.96	3.89	3.83	3.55	4.10	0.48

The statistics for items 22-28 and 37-39 are not computed.

**Table 7.25.3**  
**Subject: Economics**  
**Four-Year Colleges and Universities**  
**Percentile Distributions of Class Means**  
**Based on 2898 Classes**

Item	90%	80%	75%	70%	60%	50%	40%	30%	25%	20%	10%	Mean	S.D.
1	4.70	4.57	4.50	4.45	4.36	4.25	4.13	4.00	4.05	3.82	3.54	4.17	0.48
2	4.79	4.67	4.62	4.56	4.46	4.36	4.25	4.13	4.05	3.96	3.67	4.28	0.46
3	4.82	4.71	4.67	4.61	4.52	4.42	4.30	4.17	4.09	4.00	3.70	4.32	0.47
4	4.74	4.60	4.55	4.50	4.40	4.29	4.18	4.04	3.95	3.86	3.54	4.20	0.49
5	4.72	4.57	4.50	4.43	4.31	4.19	4.05	3.89	3.79	3.67	3.26	4.08	0.58
6	4.70	4.52	4.45	4.39	4.26	4.12	3.97	3.78	3.67	3.54	3.15	4.00	0.61
7	4.89	4.81	4.77	4.72	4.63	4.53	4.40	4.17	4.03	3.85	3.40	4.32	0.61
8	4.73	4.58	4.52	4.47	4.36	4.25	4.13	3.96	3.87	3.78	3.47	4.15	0.52
9	4.64	4.50	4.43	4.37	4.26	4.15	4.00	3.89	3.82	3.71	3.44	4.08	0.49
10	4.83	4.72	4.67	4.63	4.50	4.40	4.29	4.14	4.06	3.96	3.67	4.31	0.49
11	4.77	4.64	4.57	4.52	4.41	4.30	4.18	4.00	3.89	3.80	3.44	4.18	0.55
12	4.85	4.74	4.70	4.65	4.57	4.50	4.38	4.25	4.17	4.07	3.75	4.37	0.48
13	4.72	4.57	4.50	4.45	4.33	4.22	4.10	3.95	3.86	3.75	3.43	4.13	0.53
14	4.69	4.55	4.48	4.42	4.31	4.18	4.05	3.90	3.82	3.70	3.43	4.10	0.52
15	4.82	4.70	4.66	4.60	4.50	4.41	4.28	4.14	4.06	3.95	3.62	4.29	0.51
16	4.73	4.60	4.56	4.50	4.41	4.30	4.20	4.07	4.00	3.91	3.64	4.23	0.46
17	4.57	4.40	4.32	4.25	4.12	3.96	3.81	3.65	3.56	3.44	3.12	3.89	0.58
18	4.69	4.54	4.48	4.42	4.31	4.20	4.08	3.94	3.85	3.75	3.47	4.13	0.50
19	4.58	4.40	4.32	4.25	4.13	4.00	3.86	3.72	3.63	3.50	3.20	3.93	0.55
20	4.43	4.25	4.19	4.13	4.00	3.89	3.79	3.65	3.58	3.48	3.26	3.86	0.48
21	4.60	4.42	4.35	4.28	4.17	4.04	3.89	3.73	3.65	3.55	3.25	3.96	0.54
.													
29	4.21	4.00	3.90	3.83	3.71	3.59	3.46	3.33	3.24	3.15	2.90	3.56	0.53
30	4.11	3.91	3.83	3.76	3.64	3.53	3.43	3.32	3.25	3.16	2.93	3.52	0.47
31	4.13	3.89	3.80	3.72	3.58	3.45	3.32	3.16	3.07	2.96	2.71	3.43	0.56
32	4.17	3.96	3.89	3.81	3.67	3.57	3.45	3.33	3.23	3.15	2.94	3.55	0.50
33	4.13	3.91	3.83	3.75	3.60	3.48	3.35	3.20	3.12	3.02	2.79	3.46	0.54
34	4.12	3.96	3.91	3.86	3.77	3.69	3.60	3.50	3.46	3.41	3.25	3.69	0.35
35	4.00	3.82	3.76	3.71	3.63	3.55	3.48	3.39	3.35	3.30	3.17	3.56	0.32
36	4.29	4.15	4.08	4.03	3.92	3.83	3.73	3.63	3.58	3.52	3.33	3.82	0.38
.													
40	4.47	4.30	4.23	4.16	4.05	3.93	3.81	3.65	3.56	3.47	3.16	3.86	0.54
.													
Scale	90%	80%	75%	70%	60%	50%	40%	30%	25%	20%	10%	Mean	S.D.
A	4.73	4.61	4.56	4.50	4.40	4.29	4.18	4.05	3.97	3.88	3.58	4.21	0.48
B	4.72	4.59	4.54	4.48	4.38	4.27	4.14	4.00	3.92	3.81	3.49	4.17	0.50
C	4.74	4.62	4.57	4.52	4.42	4.33	4.20	4.06	3.97	3.87	3.56	4.22	0.50
D	4.54	4.39	4.33	4.27	4.16	4.06	3.94	3.82	3.73	3.64	3.36	4.00	0.47
F	4.13	3.92	3.84	3.76	3.64	3.52	3.41	3.27	3.18	3.10	2.87	3.50	0.50
G	4.09	3.94	3.89	3.84	3.76	3.69	3.62	3.54	3.49	3.43	3.29	3.69	0.32
I	4.47	4.30	4.23	4.16	4.05	3.93	3.81	3.65	3.56	3.47	3.16	3.86	0.54

The statistics for items 22-28 and 37-39 are not computed.



**Table 7.25.4**  
**Subject: Geography**  
**Four-Year Colleges and Universities**  
**Percentile Distributions of Class Means**  
**Based on 1419 Classes**

Item	90%	80%	75%	70%	60%	50%	40%	30%	25%	20%	10%	Mean	S.D.
1	4.69	4.58	4.55	4.50	4.41	4.32	4.20	4.07	4.05	3.92	3.59	4.22	0.46
2	4.77	4.67	4.61	4.57	4.48	4.38	4.29	4.16	4.08	4.00	3.71	4.29	0.46
3	4.81	4.72	4.67	4.63	4.55	4.46	4.36	4.24	4.16	4.08	3.78	4.37	0.43
4	4.71	4.59	4.55	4.50	4.42	4.31	4.19	4.05	4.00	3.87	3.56	4.20	0.49
5	4.73	4.59	4.54	4.48	4.38	4.24	4.09	3.95	3.83	3.70	3.36	4.13	0.55
6	4.74	4.63	4.57	4.52	4.41	4.28	4.15	4.00	3.88	3.78	3.40	4.16	0.55
7	4.91	4.86	4.83	4.80	4.73	4.67	4.58	4.50	4.44	4.35	4.00	4.54	0.45
8	4.77	4.67	4.62	4.57	4.47	4.38	4.27	4.13	4.05	3.94	3.64	4.28	0.46
9	4.62	4.50	4.43	4.36	4.25	4.15	4.00	3.90	3.82	3.72	3.43	4.08	0.48
10	4.87	4.79	4.75	4.71	4.61	4.53	4.41	4.27	4.20	4.11	3.86	4.42	0.43
11	4.81	4.70	4.65	4.61	4.50	4.40	4.27	4.11	4.00	3.90	3.57	4.28	0.51
12	4.88	4.80	4.76	4.71	4.64	4.57	4.47	4.35	4.25	4.18	3.83	4.45	0.44
13	4.77	4.63	4.56	4.50	4.42	4.32	4.21	4.05	3.94	3.83	3.55	4.22	0.49
14	4.69	4.56	4.50	4.45	4.35	4.24	4.13	4.00	3.88	3.78	3.44	4.15	0.50
15	4.86	4.75	4.71	4.68	4.60	4.50	4.38	4.23	4.13	4.00	3.71	4.37	0.48
16	4.71	4.61	4.57	4.53	4.43	4.36	4.25	4.13	4.06	4.00	3.67	4.26	0.44
17	4.64	4.48	4.43	4.36	4.26	4.13	4.00	3.82	3.73	3.60	3.32	4.03	0.54
18	4.69	4.57	4.50	4.47	4.37	4.23	4.10	3.94	3.87	3.78	3.48	4.15	0.49
19	4.59	4.43	4.38	4.32	4.20	4.09	3.97	3.84	3.75	3.63	3.33	4.01	0.51
20	4.47	4.33	4.25	4.19	4.07	3.96	3.85	3.71	3.64	3.56	3.28	3.91	0.47
21	4.60	4.45	4.40	4.33	4.23	4.13	4.00	3.82	3.75	3.65	3.33	4.03	0.52
.													
29	4.18	4.00	3.93	3.88	3.76	3.64	3.50	3.35	3.28	3.21	2.96	3.59	0.50
30	4.09	3.93	3.87	3.81	3.70	3.59	3.47	3.36	3.30	3.23	3.04	3.57	0.43
31	4.19	4.00	3.93	3.87	3.72	3.58	3.43	3.27	3.18	3.10	2.86	3.54	0.52
32	4.17	4.00	3.92	3.85	3.72	3.59	3.45	3.32	3.25	3.18	3.00	3.57	0.48
33	4.20	4.00	3.92	3.86	3.73	3.59	3.46	3.31	3.23	3.13	2.90	3.56	0.52
34	4.05	3.87	3.82	3.75	3.67	3.57	3.47	3.38	3.33	3.25	3.09	3.57	0.38
35	3.94	3.80	3.75	3.70	3.62	3.53	3.44	3.35	3.30	3.25	3.14	3.53	0.32
36	4.13	3.92	3.83	3.77	3.67	3.56	3.45	3.34	3.28	3.21	3.00	3.56	0.44
.													
40	4.43	4.29	4.23	4.17	4.07	3.96	3.83	3.71	3.63	3.53	3.22	3.88	0.49
.													
Scale	90%	80%	75%	70%	60%	50%	40%	30%	25%	20%	10%	Mean	S.D.
A	4.72	4.62	4.57	4.53	4.43	4.34	4.23	4.09	4.01	3.91	3.65	4.24	0.45
B	4.74	4.65	4.62	4.58	4.49	4.39	4.28	4.15	4.09	4.00	3.71	4.30	0.43
C	4.78	4.68	4.62	4.59	4.50	4.41	4.29	4.15	4.06	3.96	3.64	4.29	0.46
D	4.57	4.43	4.38	4.34	4.23	4.14	4.02	3.90	3.82	3.72	3.45	4.06	0.45
F	4.15	3.98	3.90	3.84	3.73	3.61	3.46	3.33	3.26	3.18	2.97	3.57	0.47
G	4.00	3.85	3.77	3.73	3.64	3.56	3.46	3.37	3.32	3.28	3.12	3.56	0.35
I	4.43	4.29	4.23	4.17	4.07	3.96	3.83	3.71	3.63	3.53	3.22	3.88	0.49

The statistics for items 22-28 and 37-39 are not computed.

**Table 7.25.5**  
**Subject: History**  
**Four-Year Colleges and Universities**  
**Percentile Distributions of Class Means**  
**Based on 7259 Classes**

Item	90%	80%	75%	70%	60%	50%	40%	30%	25%	20%	10%	Mean	S.D.
1	4.75	4.64	4.60	4.56	4.48	4.39	4.29	4.17	4.05	4.00	3.75	4.31	0.42
2	4.82	4.73	4.69	4.67	4.59	4.50	4.40	4.29	4.22	4.13	3.87	4.41	0.41
3	4.88	4.80	4.76	4.72	4.66	4.58	4.50	4.38	4.31	4.23	4.00	4.49	0.39
4	4.78	4.68	4.64	4.60	4.50	4.43	4.32	4.18	4.11	4.00	3.69	4.31	0.46
5	4.78	4.67	4.62	4.57	4.47	4.36	4.25	4.10	4.00	3.88	3.56	4.25	0.51
6	4.80	4.69	4.64	4.59	4.50	4.39	4.28	4.14	4.05	3.93	3.58	4.28	0.50
7	4.92	4.87	4.84	4.82	4.76	4.71	4.65	4.57	4.52	4.46	4.24	4.62	0.35
8	4.76	4.65	4.60	4.56	4.46	4.37	4.26	4.13	4.04	3.93	3.67	4.27	0.46
9	4.69	4.56	4.50	4.45	4.35	4.24	4.13	4.00	3.92	3.83	3.56	4.17	0.46
10	4.90	4.83	4.79	4.75	4.69	4.61	4.52	4.40	4.33	4.25	3.97	4.50	0.41
11	4.82	4.71	4.67	4.62	4.53	4.43	4.32	4.17	4.09	4.00	3.67	4.32	0.48
12	4.89	4.80	4.77	4.73	4.67	4.58	4.48	4.37	4.30	4.21	3.92	4.47	0.43
13	4.77	4.64	4.59	4.54	4.44	4.33	4.22	4.08	4.00	3.89	3.59	4.24	0.48
14	4.70	4.57	4.51	4.46	4.36	4.26	4.14	4.00	3.92	3.82	3.53	4.17	0.47
15	4.86	4.77	4.73	4.69	4.62	4.53	4.43	4.31	4.23	4.13	3.83	4.42	0.45
16	4.74	4.64	4.59	4.55	4.46	4.37	4.27	4.14	4.07	4.00	3.74	4.29	0.43
17	4.71	4.59	4.53	4.48	4.38	4.27	4.15	4.00	3.92	3.81	3.54	4.18	0.48
18	4.75	4.64	4.59	4.54	4.44	4.35	4.24	4.11	4.04	3.94	3.65	4.26	0.45
19	4.67	4.53	4.48	4.43	4.32	4.20	4.08	3.94	3.86	3.75	3.46	4.12	0.49
20	4.54	4.38	4.31	4.25	4.14	4.03	3.91	3.77	3.70	3.61	3.35	3.97	0.48
21	4.64	4.50	4.44	4.38	4.27	4.16	4.04	3.90	3.81	3.71	3.43	4.08	0.49
.													
29	4.34	4.17	4.10	4.04	3.91	3.80	3.68	3.54	3.45	3.36	3.11	3.76	0.49
30	4.22	4.04	4.00	3.92	3.81	3.71	3.60	3.48	3.42	3.34	3.13	3.69	0.43
31	4.33	4.13	4.06	4.00	3.84	3.71	3.58	3.43	3.34	3.25	2.96	3.68	0.53
32	4.30	4.11	4.04	4.00	3.83	3.71	3.60	3.47	3.38	3.30	3.07	3.70	0.49
33	4.27	4.06	4.00	3.90	3.76	3.63	3.50	3.35	3.27	3.17	2.89	3.60	0.53
34	4.21	4.05	4.00	3.93	3.83	3.74	3.65	3.55	3.50	3.44	3.27	3.74	0.38
35	4.09	3.93	3.88	3.81	3.71	3.62	3.53	3.44	3.39	3.33	3.18	3.63	0.36
36	4.27	4.10	4.03	4.00	3.86	3.75	3.65	3.54	3.48	3.40	3.21	3.74	0.43
.													
40	4.54	4.40	4.33	4.29	4.19	4.09	4.00	3.85	3.76	3.67	3.39	4.01	0.47
.													
Scale	90%	80%	75%	70%	60%	50%	40%	30%	25%	20%	10%	Mean	S.D.
A	4.78	4.69	4.65	4.61	4.53	4.45	4.35	4.24	4.16	4.07	3.80	4.35	0.41
B	4.78	4.69	4.65	4.61	4.54	4.46	4.37	4.26	4.18	4.10	3.84	4.37	0.40
C	4.78	4.69	4.64	4.60	4.52	4.42	4.32	4.19	4.11	4.03	3.72	4.33	0.44
D	4.63	4.51	4.46	4.41	4.32	4.22	4.11	3.99	3.92	3.83	3.58	4.15	0.43
F	4.26	4.09	4.02	3.95	3.83	3.71	3.60	3.46	3.38	3.30	3.06	3.68	0.48
G	4.15	4.00	3.94	3.89	3.79	3.71	3.62	3.52	3.47	3.41	3.26	3.70	0.36
I	4.54	4.40	4.33	4.29	4.19	4.09	4.00	3.85	3.76	3.67	3.39	4.01	0.47

The statistics for items 22-28 and 37-39 are not computed.

**Table 7.25.6**  
**Subject: International Relations**  
**Four-Year Colleges and Universities**  
**Percentile Distributions of Class Means**  
**Based on 269 Classes**

Item	90%	80%	75%	70%	60%	50%	40%	30%	25%	20%	10%	Mean	S.D.
1	4.78	4.67	4.61	4.56	4.48	4.39	4.29	4.15	4.05	4.00	3.70	4.31	0.43
2	4.83	4.75	4.71	4.67	4.62	4.53	4.45	4.36	4.30	4.19	3.72	4.42	0.45
3	4.92	4.82	4.80	4.77	4.70	4.64	4.56	4.45	4.40	4.32	3.92	4.53	0.38
4	4.77	4.65	4.63	4.59	4.48	4.40	4.27	4.13	4.05	3.93	3.58	4.28	0.46
5	4.83	4.69	4.64	4.57	4.47	4.37	4.24	4.09	4.00	3.89	3.50	4.27	0.47
6	4.83	4.70	4.64	4.57	4.50	4.38	4.27	4.15	4.08	4.00	3.56	4.29	0.49
7	4.94	4.89	4.86	4.84	4.80	4.75	4.71	4.67	4.59	4.52	4.25	4.67	0.33
8	4.80	4.71	4.64	4.59	4.52	4.44	4.33	4.20	4.15	4.05	3.73	4.35	0.43
9	4.82	4.69	4.64	4.56	4.50	4.37	4.29	4.14	4.07	4.00	3.67	4.31	0.44
10	4.93	4.87	4.83	4.81	4.76	4.67	4.60	4.47	4.43	4.35	4.07	4.58	0.38
11	4.87	4.78	4.73	4.67	4.56	4.46	4.35	4.24	4.18	4.10	3.81	4.40	0.41
12	4.91	4.84	4.82	4.77	4.68	4.60	4.50	4.44	4.39	4.33	4.11	4.54	0.35
13	4.80	4.71	4.67	4.60	4.50	4.39	4.25	4.14	4.08	4.00	3.75	4.33	0.40
14	4.76	4.67	4.60	4.50	4.44	4.33	4.23	4.09	4.04	3.94	3.69	4.28	0.41
15	4.91	4.82	4.80	4.75	4.67	4.57	4.47	4.38	4.33	4.24	4.00	4.51	0.37
16	4.78	4.67	4.61	4.56	4.47	4.36	4.27	4.15	4.09	4.00	3.71	4.29	0.44
17	4.76	4.64	4.59	4.55	4.40	4.27	4.19	4.08	4.00	3.92	3.72	4.25	0.45
18	4.81	4.70	4.65	4.60	4.50	4.41	4.29	4.19	4.14	4.08	3.79	4.34	0.42
19	4.70	4.56	4.53	4.45	4.31	4.16	4.08	3.93	3.87	3.78	3.45	4.13	0.49
20	4.63	4.47	4.39	4.32	4.17	4.05	3.94	3.86	3.77	3.68	3.43	4.03	0.49
21	4.74	4.60	4.55	4.45	4.32	4.20	4.11	4.00	3.91	3.80	3.40	4.16	0.48
.													
29	4.40	4.26	4.15	4.11	4.00	3.91	3.83	3.67	3.59	3.50	3.13	3.86	0.47
30	4.30	4.11	4.00	4.00	3.87	3.78	3.67	3.57	3.50	3.44	3.22	3.77	0.42
31	4.50	4.27	4.18	4.14	4.00	3.85	3.78	3.64	3.56	3.39	3.12	3.85	0.50
32	4.47	4.31	4.22	4.13	4.06	3.96	3.82	3.71	3.62	3.53	3.25	3.91	0.45
33	4.45	4.26	4.15	4.08	3.96	3.88	3.75	3.67	3.56	3.46	3.17	3.84	0.49
34	4.33	4.15	4.06	4.00	3.90	3.79	3.67	3.56	3.53	3.44	3.29	3.79	0.40
35	4.11	3.92	3.82	3.79	3.68	3.57	3.50	3.40	3.36	3.28	3.11	3.60	0.37
36	4.42	4.24	4.10	4.06	3.94	3.84	3.73	3.62	3.53	3.45	3.25	3.82	0.44
.													
40	4.59	4.47	4.44	4.36	4.26	4.18	4.06	3.92	3.85	3.73	3.38	4.09	0.45
Scale	90%	80%	75%	70%	60%	50%	40%	30%	25%	20%	10%	Mean	S.D.
A	4.82	4.69	4.65	4.62	4.54	4.46	4.38	4.28	4.16	4.09	3.72	4.36	0.41
B	4.84	4.74	4.70	4.65	4.60	4.53	4.41	4.33	4.29	4.22	3.92	4.44	0.37
C	4.83	4.74	4.71	4.66	4.56	4.47	4.35	4.25	4.22	4.15	3.89	4.41	0.37
D	4.68	4.60	4.55	4.46	4.35	4.24	4.14	4.05	4.00	3.94	3.82	4.23	0.39
F	4.41	4.23	4.14	4.07	3.96	3.88	3.79	3.67	3.56	3.48	3.19	3.85	0.45
G	4.25	4.08	3.98	3.93	3.83	3.74	3.62	3.54	3.48	3.43	3.26	3.74	0.38
I	4.59	4.47	4.44	4.36	4.26	4.18	4.06	3.92	3.85	3.73	3.38	4.09	0.45

The statistics for items 22-28 and 37-39 are not computed.

**Table 7.25.7**  
**Subject: Political Science and Government**  
**Four-Year Colleges and Universities**  
**Percentile Distributions of Class Means**  
**Based on 3055 Classes**

<b>Item</b>	<b>90%</b>	<b>80%</b>	<b>75%</b>	<b>70%</b>	<b>60%</b>	<b>50%</b>	<b>40%</b>	<b>30%</b>	<b>25%</b>	<b>20%</b>	<b>10%</b>	<b>Mean</b>	<b>S.D.</b>
1	4.81	4.70	4.67	4.61	4.53	4.44	4.33	4.24	4.05	4.08	3.84	4.37	0.41
2	4.86	4.78	4.73	4.69	4.61	4.52	4.43	4.33	4.25	4.18	3.91	4.44	0.40
3	4.91	4.84	4.81	4.78	4.70	4.63	4.56	4.45	4.39	4.30	4.08	4.55	0.37
4	4.82	4.70	4.67	4.62	4.52	4.42	4.31	4.19	4.10	4.00	3.74	4.34	0.44
5	4.83	4.73	4.67	4.63	4.53	4.44	4.31	4.19	4.10	4.00	3.70	4.33	0.47
6	4.83	4.74	4.70	4.65	4.56	4.46	4.36	4.21	4.13	4.00	3.71	4.35	0.46
7	4.95	4.90	4.88	4.86	4.81	4.76	4.70	4.63	4.56	4.50	4.26	4.67	0.34
8	4.82	4.71	4.67	4.63	4.53	4.45	4.36	4.23	4.15	4.07	3.81	4.37	0.42
9	4.79	4.67	4.63	4.57	4.48	4.38	4.29	4.17	4.09	4.00	3.76	4.32	0.42
10	4.93	4.87	4.83	4.80	4.74	4.67	4.59	4.50	4.42	4.33	4.10	4.58	0.37
11	4.88	4.78	4.74	4.70	4.61	4.52	4.43	4.31	4.24	4.15	3.86	4.43	0.44
12	4.92	4.86	4.82	4.79	4.71	4.65	4.56	4.46	4.40	4.33	4.07	4.55	0.40
13	4.83	4.72	4.67	4.63	4.53	4.43	4.32	4.20	4.13	4.05	3.77	4.35	0.45
14	4.80	4.67	4.63	4.56	4.46	4.36	4.26	4.13	4.07	4.00	3.71	4.29	0.45
15	4.91	4.83	4.81	4.77	4.70	4.63	4.53	4.44	4.38	4.29	4.04	4.53	0.40
16	4.80	4.69	4.64	4.60	4.50	4.42	4.33	4.21	4.14	4.06	3.80	4.34	0.43
17	4.75	4.63	4.58	4.53	4.43	4.33	4.21	4.08	4.00	3.90	3.61	4.24	0.48
18	4.81	4.69	4.64	4.60	4.52	4.43	4.33	4.22	4.15	4.07	3.79	4.35	0.43
19	4.75	4.60	4.54	4.48	4.38	4.27	4.16	4.05	3.96	3.88	3.59	4.21	0.46
20	4.64	4.50	4.44	4.38	4.27	4.15	4.04	3.92	3.85	3.77	3.50	4.11	0.45
21	4.73	4.58	4.50	4.45	4.35	4.25	4.14	4.00	3.94	3.84	3.58	4.19	0.46
.													
29	4.45	4.27	4.20	4.14	4.00	3.90	3.78	3.64	3.56	3.47	3.23	3.86	0.49
30	4.33	4.16	4.08	4.00	3.91	3.80	3.69	3.57	3.50	3.43	3.23	3.79	0.44
31	4.44	4.26	4.19	4.12	4.00	3.87	3.73	3.59	3.50	3.41	3.14	3.82	0.51
32	4.46	4.29	4.22	4.16	4.05	3.93	3.81	3.69	3.61	3.53	3.30	3.90	0.46
33	4.45	4.25	4.18	4.11	4.00	3.86	3.73	3.58	3.50	3.40	3.15	3.82	0.51
34	4.30	4.12	4.04	4.00	3.87	3.76	3.67	3.56	3.50	3.44	3.28	3.77	0.40
35	4.15	3.97	3.90	3.83	3.73	3.64	3.54	3.44	3.38	3.33	3.19	3.65	0.38
36	4.38	4.18	4.10	4.03	3.92	3.81	3.70	3.58	3.52	3.45	3.25	3.81	0.45
.													
40	4.63	4.50	4.43	4.38	4.29	4.20	4.09	3.96	3.88	3.80	3.54	4.12	0.44
.													
<b>Scale</b>	<b>90%</b>	<b>80%</b>	<b>75%</b>	<b>70%</b>	<b>60%</b>	<b>50%</b>	<b>40%</b>	<b>30%</b>	<b>25%</b>	<b>20%</b>	<b>10%</b>	<b>Mean</b>	<b>S.D.</b>
A	4.82	4.73	4.69	4.65	4.57	4.48	4.39	4.28	4.21	4.12	3.90	4.40	0.39
B	4.84	4.75	4.72	4.68	4.60	4.53	4.46	4.35	4.28	4.20	3.97	4.46	0.37
C	4.84	4.76	4.72	4.68	4.59	4.51	4.42	4.32	4.26	4.18	3.91	4.43	0.41
D	4.70	4.58	4.53	4.48	4.39	4.30	4.21	4.10	4.04	3.96	3.71	4.24	0.41
F	4.41	4.22	4.15	4.09	3.98	3.88	3.76	3.62	3.55	3.46	3.23	3.84	0.46
G	4.24	4.06	4.00	3.94	3.83	3.73	3.64	3.54	3.49	3.43	3.27	3.74	0.38
I	4.63	4.50	4.43	4.38	4.29	4.20	4.09	3.96	3.88	3.80	3.54	4.12	0.44

The statistics for items 22-28 and 37-39 are not computed.

**Table 7.25.8**  
**Subject: Sociology**  
**Four-Year Colleges and Universities**  
**Percentile Distributions of Class Means**  
**Based on 4126 Classes**

Item	90%	80%	75%	70%	60%	50%	40%	30%	25%	20%	10%	Mean	S.D.
1	4.77	4.65	4.60	4.55	4.45	4.36	4.23	4.10	4.05	3.92	3.67	4.26	0.46
2	4.80	4.70	4.65	4.61	4.52	4.42	4.30	4.17	4.08	4.00	3.73	4.32	0.44
3	4.83	4.75	4.70	4.67	4.57	4.48	4.36	4.23	4.14	4.06	3.80	4.38	0.43
4	4.77	4.67	4.61	4.55	4.45	4.35	4.24	4.08	4.00	3.89	3.61	4.26	0.48
5	4.79	4.68	4.63	4.57	4.46	4.36	4.22	4.05	3.96	3.86	3.54	4.24	0.52
6	4.80	4.68	4.63	4.58	4.47	4.35	4.21	4.04	3.93	3.82	3.50	4.23	0.53
7	4.91	4.86	4.83	4.79	4.73	4.67	4.58	4.47	4.40	4.29	3.95	4.52	0.46
8	4.80	4.69	4.64	4.60	4.50	4.39	4.27	4.12	4.04	3.92	3.65	4.29	0.47
9	4.74	4.61	4.55	4.50	4.38	4.27	4.14	4.00	3.91	3.81	3.55	4.19	0.48
10	4.89	4.81	4.77	4.72	4.63	4.54	4.43	4.29	4.21	4.11	3.82	4.43	0.45
11	4.85	4.73	4.69	4.64	4.54	4.44	4.31	4.16	4.05	3.94	3.61	4.31	0.52
12	4.90	4.82	4.78	4.74	4.67	4.59	4.48	4.35	4.26	4.17	3.85	4.46	0.46
13	4.82	4.70	4.65	4.60	4.50	4.39	4.25	4.10	4.00	3.91	3.60	4.28	0.50
14	4.75	4.62	4.56	4.50	4.41	4.29	4.14	4.00	3.91	3.83	3.53	4.19	0.50
15	4.89	4.80	4.76	4.72	4.64	4.55	4.44	4.31	4.22	4.12	3.80	4.43	0.47
16	4.77	4.66	4.61	4.55	4.45	4.36	4.24	4.10	4.00	3.94	3.67	4.27	0.46
17	4.71	4.58	4.51	4.45	4.32	4.20	4.06	3.89	3.80	3.69	3.36	4.10	0.55
18	4.77	4.64	4.58	4.53	4.43	4.32	4.20	4.06	3.96	3.87	3.56	4.23	0.49
19	4.70	4.57	4.50	4.45	4.33	4.21	4.07	3.91	3.82	3.72	3.41	4.12	0.52
20	4.60	4.45	4.40	4.33	4.23	4.11	4.00	3.86	3.78	3.70	3.44	4.05	0.47
21	4.69	4.55	4.50	4.43	4.31	4.19	4.06	3.89	3.81	3.71	3.41	4.11	0.51
.													
29	4.33	4.14	4.07	4.00	3.86	3.74	3.61	3.45	3.38	3.29	3.05	3.70	0.51
30	4.25	4.07	4.00	3.93	3.82	3.70	3.59	3.46	3.39	3.32	3.12	3.69	0.45
31	4.36	4.17	4.10	4.00	3.88	3.75	3.61	3.46	3.39	3.29	3.00	3.71	0.54
32	4.40	4.21	4.14	4.07	3.94	3.82	3.70	3.56	3.48	3.40	3.17	3.79	0.49
33	4.38	4.19	4.11	4.04	3.89	3.76	3.63	3.48	3.40	3.30	3.05	3.73	0.52
34	4.21	4.00	3.94	3.89	3.79	3.68	3.58	3.48	3.42	3.36	3.19	3.69	0.40
35	4.11	3.94	3.88	3.81	3.71	3.62	3.52	3.42	3.37	3.31	3.18	3.63	0.37
36	4.27	4.05	3.96	3.88	3.74	3.63	3.52	3.40	3.33	3.25	3.06	3.64	0.47
.													
40	4.55	4.39	4.33	4.27	4.17	4.06	3.94	3.79	3.71	3.61	3.36	3.99	0.48
.													
Scale	90%	80%	75%	70%	60%	50%	40%	30%	25%	20%	10%	Mean	S.D.
A	4.78	4.67	4.63	4.58	4.48	4.39	4.27	4.13	4.04	3.95	3.69	4.29	0.45
B	4.80	4.70	4.66	4.62	4.53	4.43	4.32	4.18	4.10	4.00	3.73	4.33	0.44
C	4.82	4.71	4.67	4.63	4.54	4.45	4.33	4.19	4.10	4.00	3.71	4.33	0.47
D	4.67	4.54	4.49	4.44	4.33	4.23	4.11	3.96	3.88	3.79	3.51	4.15	0.46
F	4.33	4.14	4.07	4.00	3.88	3.76	3.63	3.49	3.42	3.33	3.09	3.73	0.49
G	4.17	3.98	3.91	3.85	3.74	3.64	3.54	3.44	3.39	3.33	3.18	3.65	0.39
I	4.55	4.39	4.33	4.27	4.17	4.06	3.94	3.79	3.71	3.61	3.36	3.99	0.48

The statistics for items 22-28 and 37-39 are not computed.

**Table 7.26**  
**Subject: Trade and Industrial Technologies**  
**Four-Year Colleges and Universities**  
**Percentile Distributions of Class Means**  
**Based on 568 Classes**

Item	90%	80%	75%	70%	60%	50%	40%	30%	25%	20%	10%	Mean	S.D.
1	4.80	4.70	4.65	4.62	4.55	4.46	4.35	4.26	4.05	4.10	3.85	4.37	0.41
2	4.80	4.69	4.67	4.63	4.57	4.50	4.42	4.30	4.23	4.14	3.86	4.39	0.42
3	4.86	4.79	4.75	4.69	4.64	4.57	4.50	4.38	4.33	4.22	3.94	4.47	0.40
4	4.79	4.69	4.67	4.63	4.55	4.47	4.36	4.25	4.14	4.00	3.67	4.33	0.49
5	4.80	4.69	4.64	4.60	4.54	4.44	4.33	4.21	4.13	4.00	3.69	4.32	0.48
6	4.80	4.71	4.67	4.61	4.55	4.47	4.36	4.23	4.13	4.00	3.69	4.34	0.47
7	4.91	4.85	4.82	4.78	4.73	4.67	4.63	4.54	4.47	4.42	4.23	4.60	0.32
8	4.80	4.73	4.69	4.67	4.59	4.50	4.45	4.33	4.27	4.15	3.88	4.42	0.40
9	4.77	4.65	4.60	4.55	4.46	4.38	4.27	4.15	4.06	4.00	3.68	4.28	0.45
10	4.80	4.73	4.69	4.67	4.60	4.53	4.43	4.32	4.25	4.13	3.88	4.41	0.42
11	4.86	4.75	4.69	4.67	4.60	4.52	4.42	4.28	4.17	4.08	3.76	4.39	0.46
12	4.88	4.80	4.76	4.72	4.66	4.59	4.50	4.36	4.25	4.17	3.87	4.46	0.43
13	4.80	4.71	4.67	4.61	4.53	4.46	4.33	4.18	4.11	3.94	3.64	4.33	0.47
14	4.79	4.67	4.64	4.58	4.50	4.43	4.33	4.16	4.08	4.00	3.64	4.31	0.45
15	4.85	4.75	4.72	4.67	4.60	4.51	4.43	4.31	4.24	4.13	3.81	4.41	0.43
16	4.79	4.67	4.63	4.59	4.50	4.44	4.33	4.20	4.14	4.07	3.85	4.35	0.41
17	4.77	4.64	4.58	4.53	4.44	4.34	4.19	4.07	4.00	3.90	3.65	4.24	0.47
18	4.80	4.69	4.64	4.60	4.52	4.44	4.35	4.25	4.15	4.05	3.79	4.35	0.42
19	4.75	4.64	4.58	4.55	4.44	4.30	4.21	4.06	3.96	3.87	3.63	4.23	0.47
20	4.69	4.55	4.50	4.43	4.33	4.23	4.13	4.00	3.90	3.80	3.55	4.16	0.44
21	4.75	4.63	4.58	4.53	4.45	4.33	4.23	4.06	4.00	3.85	3.63	4.24	0.46
.													
29	4.50	4.36	4.29	4.21	4.11	4.00	3.93	3.82	3.76	3.65	3.40	3.98	0.47
30	4.43	4.31	4.24	4.17	4.08	4.00	3.88	3.78	3.70	3.63	3.43	3.95	0.42
31	4.48	4.33	4.29	4.25	4.14	4.00	3.91	3.81	3.75	3.62	3.43	3.98	0.46
32	4.46	4.29	4.25	4.17	4.07	3.94	3.88	3.77	3.69	3.63	3.42	3.94	0.43
33	4.63	4.45	4.38	4.33	4.23	4.11	4.00	3.92	3.84	3.75	3.53	4.08	0.45
34	4.42	4.22	4.17	4.13	4.00	3.91	3.82	3.71	3.64	3.57	3.38	3.90	0.40
35	4.30	4.17	4.11	4.05	3.92	3.83	3.73	3.62	3.54	3.48	3.29	3.82	0.41
36	4.44	4.27	4.20	4.14	4.04	3.93	3.85	3.73	3.65	3.59	3.35	3.91	0.44
.													
40	4.50	4.33	4.29	4.24	4.17	4.10	4.00	3.89	3.82	3.75	3.50	4.03	0.43
.													
Scale	90%	80%	75%	70%	60%	50%	40%	30%	25%	20%	10%	Mean	S.D.
A	4.79	4.68	4.65	4.61	4.55	4.49	4.38	4.30	4.23	4.14	3.83	4.38	0.42
B	4.79	4.71	4.66	4.63	4.57	4.51	4.43	4.33	4.22	4.13	3.93	4.41	0.38
C	4.83	4.71	4.68	4.65	4.56	4.50	4.40	4.26	4.17	4.08	3.75	4.38	0.43
D	4.74	4.62	4.58	4.54	4.44	4.34	4.24	4.12	4.03	3.95	3.73	4.27	0.41
F	4.45	4.33	4.27	4.21	4.11	4.02	3.93	3.84	3.77	3.69	3.48	3.99	0.42
G	4.33	4.20	4.14	4.09	3.97	3.89	3.80	3.70	3.64	3.56	3.36	3.88	0.39
I	4.50	4.33	4.29	4.24	4.17	4.10	4.00	3.89	3.82	3.75	3.50	4.03	0.43

The statistics for items 22-28 and 37-39 are not computed.

**Table 7.27**  
**Subject: Visual and Performing Arts**  
**Four-Year Colleges and Universities**  
**Percentile Distributions of Class Means**  
**Based on 14499 Classes**

Item	90%	80%	75%	70%	60%	50%	40%	30%	25%	20%	10%	Mean	S.D.
1	4.81	4.69	4.64	4.60	4.50	4.40	4.29	4.16	4.05	4.00	3.71	4.31	0.47
2	4.85	4.75	4.69	4.64	4.55	4.45	4.33	4.21	4.13	4.05	3.75	4.36	0.46
3	4.91	4.83	4.79	4.75	4.67	4.57	4.47	4.35	4.27	4.19	3.92	4.48	0.43
4	4.82	4.70	4.64	4.59	4.50	4.38	4.25	4.11	4.00	3.92	3.60	4.27	0.51
5	4.83	4.70	4.65	4.60	4.50	4.38	4.25	4.11	4.00	3.91	3.60	4.27	0.51
6	4.84	4.73	4.67	4.63	4.53	4.42	4.30	4.16	4.08	4.00	3.64	4.31	0.51
7	5.00	4.91	4.89	4.86	4.80	4.75	4.69	4.60	4.56	4.50	4.29	4.67	0.33
8	4.87	4.76	4.71	4.67	4.60	4.50	4.40	4.27	4.20	4.11	3.82	4.41	0.44
9	4.76	4.62	4.56	4.50	4.38	4.27	4.15	4.00	3.92	3.83	3.56	4.20	0.48
10	4.94	4.88	4.83	4.80	4.73	4.65	4.55	4.43	4.36	4.27	4.00	4.55	0.40
11	4.90	4.80	4.75	4.71	4.62	4.50	4.39	4.25	4.15	4.06	3.71	4.39	0.51
12	4.92	4.85	4.81	4.78	4.69	4.60	4.50	4.36	4.29	4.19	3.86	4.48	0.48
13	4.88	4.78	4.73	4.67	4.57	4.47	4.35	4.21	4.13	4.00	3.73	4.37	0.49
14	4.80	4.67	4.62	4.56	4.44	4.33	4.20	4.07	4.00	3.87	3.56	4.24	0.51
15	4.91	4.82	4.78	4.74	4.65	4.56	4.44	4.31	4.23	4.13	3.81	4.44	0.48
16	4.75	4.62	4.56	4.50	4.39	4.28	4.14	4.00	3.92	3.81	3.50	4.18	0.52
17	4.80	4.67	4.60	4.55	4.43	4.33	4.20	4.05	4.00	3.86	3.55	4.23	0.52
18	4.83	4.71	4.67	4.60	4.50	4.40	4.29	4.14	4.06	4.00	3.67	4.31	0.48
19	4.77	4.63	4.57	4.50	4.40	4.27	4.14	4.00	3.91	3.80	3.50	4.19	0.52
20	4.69	4.50	4.45	4.40	4.27	4.14	4.00	3.88	3.80	3.70	3.43	4.09	0.51
21	4.78	4.64	4.58	4.53	4.42	4.30	4.17	4.00	3.94	3.84	3.56	4.22	0.50
.													
29	4.46	4.29	4.20	4.13	4.00	3.87	3.73	3.57	3.50	3.38	3.13	3.82	0.53
30	4.42	4.23	4.17	4.10	4.00	3.85	3.73	3.59	3.50	3.43	3.20	3.82	0.48
31	4.50	4.33	4.25	4.18	4.00	3.90	3.76	3.60	3.50	3.40	3.11	3.85	0.54
32	4.50	4.31	4.24	4.17	4.00	3.91	3.78	3.63	3.55	3.45	3.20	3.87	0.51
33	4.67	4.48	4.41	4.33	4.21	4.08	3.91	3.74	3.64	3.54	3.25	4.00	0.55
34	4.42	4.22	4.15	4.08	3.95	3.82	3.69	3.55	3.47	3.39	3.18	3.80	0.48
35	4.27	4.08	4.00	3.92	3.81	3.70	3.60	3.50	3.43	3.36	3.20	3.71	0.41
36	4.43	4.23	4.14	4.08	3.92	3.78	3.64	3.50	3.40	3.30	3.06	3.75	0.54
.													
40	4.64	4.50	4.42	4.36	4.25	4.13	4.00	3.88	3.80	3.70	3.42	4.07	0.50
Scale	90%	80%	75%	70%	60%	50%	40%	30%	25%	20%	10%	Mean	S.D.
A	4.82	4.71	4.66	4.62	4.53	4.43	4.32	4.20	4.12	4.02	3.75	4.34	0.45
B	4.84	4.75	4.71	4.67	4.59	4.50	4.41	4.31	4.24	4.16	3.91	4.43	0.39
C	4.86	4.77	4.72	4.68	4.59	4.49	4.38	4.25	4.17	4.07	3.77	4.38	0.47
D	4.74	4.61	4.55	4.49	4.39	4.28	4.18	4.05	3.98	3.88	3.61	4.22	0.46
F	4.48	4.31	4.24	4.17	4.04	3.92	3.78	3.64	3.56	3.46	3.20	3.87	0.50
G	4.33	4.15	4.08	4.00	3.88	3.77	3.65	3.52	3.45	3.38	3.18	3.76	0.44
I	4.64	4.50	4.42	4.36	4.25	4.13	4.00	3.88	3.80	3.70	3.42	4.07	0.50

The statistics for items 22-28 and 37-39 are not computed.

**Table 7.27.1**  
**Subject: Art History**  
**Four-Year Colleges and Universities**  
**Percentile Distributions of Class Means**  
**Based on 1257 Classes**

Item	90%	80%	75%	70%	60%	50%	40%	30%	25%	20%	10%	Mean	S.D.
1	4.69	4.59	4.54	4.50	4.40	4.31	4.22	4.10	4.05	3.93	3.64	4.23	0.44
2	4.79	4.69	4.64	4.60	4.52	4.43	4.33	4.22	4.14	4.06	3.75	4.33	0.45
3	4.84	4.75	4.71	4.67	4.58	4.50	4.41	4.30	4.24	4.16	3.92	4.42	0.40
4	4.73	4.62	4.57	4.53	4.42	4.33	4.21	4.08	4.00	3.92	3.61	4.23	0.47
5	4.70	4.59	4.53	4.47	4.38	4.27	4.17	4.00	3.93	3.82	3.50	4.17	0.50
6	4.78	4.67	4.62	4.56	4.47	4.38	4.25	4.13	4.04	3.94	3.62	4.27	0.49
7	4.91	4.86	4.83	4.81	4.75	4.69	4.63	4.56	4.50	4.44	4.26	4.62	0.32
8	4.85	4.76	4.73	4.69	4.63	4.55	4.47	4.36	4.30	4.22	4.00	4.47	0.39
9	4.56	4.44	4.38	4.32	4.23	4.12	4.00	3.88	3.80	3.71	3.47	4.05	0.46
10	4.88	4.80	4.77	4.73	4.65	4.57	4.47	4.35	4.28	4.18	3.90	4.47	0.41
11	4.80	4.67	4.62	4.57	4.47	4.36	4.25	4.13	4.04	3.93	3.59	4.26	0.51
12	4.86	4.77	4.73	4.69	4.60	4.53	4.42	4.32	4.25	4.15	3.84	4.42	0.45
13	4.72	4.60	4.55	4.50	4.39	4.29	4.17	4.00	3.94	3.85	3.55	4.19	0.49
14	4.66	4.53	4.47	4.41	4.30	4.18	4.08	3.93	3.86	3.75	3.43	4.11	0.50
15	4.84	4.73	4.67	4.63	4.55	4.46	4.38	4.25	4.17	4.06	3.76	4.36	0.47
16	4.68	4.57	4.52	4.48	4.38	4.29	4.17	4.05	4.00	3.90	3.60	4.19	0.46
17	4.67	4.55	4.50	4.44	4.33	4.22	4.08	3.94	3.85	3.74	3.44	4.12	0.50
18	4.70	4.58	4.53	4.49	4.40	4.30	4.18	4.04	3.98	3.88	3.61	4.20	0.46
19	4.63	4.46	4.42	4.36	4.25	4.15	4.00	3.87	3.78	3.70	3.38	4.06	0.50
20	4.53	4.40	4.33	4.28	4.18	4.09	4.00	3.85	3.78	3.71	3.46	4.02	0.46
21	4.58	4.45	4.40	4.32	4.20	4.09	4.00	3.85	3.77	3.67	3.41	4.03	0.49
.													
29	4.23	4.05	4.00	3.92	3.81	3.69	3.58	3.45	3.38	3.30	3.04	3.66	0.48
30	4.10	3.92	3.87	3.80	3.70	3.60	3.50	3.40	3.33	3.27	3.08	3.59	0.42
31	4.28	4.07	4.00	3.92	3.80	3.69	3.56	3.43	3.33	3.24	3.00	3.65	0.51
32	4.22	4.04	3.97	3.90	3.78	3.67	3.58	3.46	3.38	3.30	3.07	3.66	0.46
33	4.18	3.95	3.85	3.78	3.65	3.52	3.42	3.29	3.22	3.13	2.88	3.53	0.50
34	4.13	3.95	3.89	3.83	3.71	3.62	3.53	3.42	3.36	3.29	3.13	3.62	0.39
35	3.94	3.79	3.73	3.68	3.59	3.50	3.43	3.33	3.28	3.23	3.11	3.52	0.34
36	4.16	3.94	3.88	3.83	3.71	3.61	3.50	3.36	3.28	3.20	3.00	3.58	0.46
.													
40	4.48	4.33	4.29	4.21	4.12	4.00	3.91	3.77	3.69	3.59	3.31	3.95	0.48
.													
Scale	90%	80%	75%	70%	60%	50%	40%	30%	25%	20%	10%	Mean	S.D.
A	4.73	4.62	4.58	4.54	4.46	4.36	4.27	4.16	4.08	3.98	3.74	4.28	0.43
B	4.76	4.68	4.64	4.60	4.53	4.45	4.36	4.26	4.19	4.11	3.87	4.38	0.37
C	4.76	4.64	4.59	4.55	4.46	4.36	4.26	4.14	4.06	3.96	3.67	4.27	0.47
D	4.58	4.46	4.42	4.38	4.28	4.18	4.09	3.97	3.88	3.80	3.56	4.11	0.43
F	4.18	3.98	3.92	3.85	3.73	3.64	3.54	3.42	3.36	3.26	3.05	3.62	0.45
G	4.02	3.86	3.81	3.76	3.67	3.58	3.49	3.39	3.33	3.27	3.10	3.57	0.36
I	4.48	4.33	4.29	4.21	4.12	4.00	3.91	3.77	3.69	3.59	3.31	3.95	0.48

The statistics for items 22-28 and 37-39 are not computed.



**Table 7.27.2**  
**Subject: Design**  
**Four-Year Colleges and Universities**  
**Percentile Distributions of Class Means**  
**Based on 1604 Classes**

Item	90%	80%	75%	70%	60%	50%	40%	30%	25%	20%	10%	Mean	S.D.
1	4.75	4.64	4.60	4.54	4.42	4.30	4.20	4.08	4.05	3.89	3.55	4.22	0.50
2	4.79	4.67	4.63	4.57	4.46	4.36	4.25	4.10	4.00	3.91	3.58	4.26	0.52
3	4.86	4.77	4.73	4.67	4.57	4.47	4.36	4.23	4.15	4.08	3.71	4.37	0.48
4	4.75	4.63	4.55	4.50	4.39	4.27	4.13	3.95	3.85	3.71	3.33	4.13	0.58
5	4.75	4.63	4.56	4.50	4.38	4.27	4.14	4.00	3.89	3.78	3.44	4.16	0.54
6	4.78	4.64	4.58	4.53	4.43	4.30	4.17	4.00	3.92	3.80	3.50	4.19	0.55
7	4.93	4.88	4.85	4.82	4.77	4.70	4.64	4.56	4.50	4.44	4.22	4.62	0.36
8	4.82	4.73	4.68	4.64	4.55	4.43	4.33	4.20	4.13	4.00	3.71	4.34	0.48
9	4.70	4.56	4.50	4.44	4.33	4.22	4.10	4.00	3.88	3.79	3.50	4.14	0.50
10	4.90	4.80	4.77	4.73	4.64	4.55	4.45	4.32	4.23	4.15	3.88	4.45	0.45
11	4.84	4.75	4.69	4.64	4.54	4.44	4.33	4.18	4.09	4.00	3.63	4.32	0.52
12	4.89	4.80	4.75	4.70	4.63	4.54	4.44	4.31	4.20	4.10	3.79	4.42	0.49
13	4.82	4.71	4.67	4.62	4.50	4.40	4.30	4.17	4.08	4.00	3.67	4.32	0.48
14	4.75	4.62	4.55	4.47	4.38	4.25	4.14	4.00	3.92	3.83	3.53	4.18	0.51
15	4.87	4.75	4.71	4.67	4.57	4.50	4.36	4.23	4.13	4.00	3.73	4.36	0.49
16	4.67	4.50	4.43	4.36	4.23	4.10	4.00	3.81	3.73	3.60	3.25	4.02	0.56
17	4.75	4.60	4.55	4.47	4.33	4.25	4.11	4.00	3.90	3.78	3.40	4.15	0.56
18	4.80	4.67	4.62	4.55	4.43	4.30	4.17	4.00	4.00	3.86	3.59	4.23	0.52
19	4.71	4.57	4.50	4.44	4.33	4.20	4.08	3.92	3.86	3.76	3.44	4.13	0.53
20	4.64	4.45	4.39	4.32	4.18	4.07	4.00	3.83	3.71	3.63	3.31	4.01	0.52
21	4.76	4.63	4.57	4.50	4.40	4.30	4.20	4.08	4.00	3.90	3.58	4.22	0.50
.													
29	4.45	4.31	4.25	4.18	4.08	3.94	3.83	3.69	3.60	3.50	3.20	3.88	0.51
30	4.40	4.27	4.21	4.14	4.06	3.93	3.83	3.70	3.64	3.55	3.30	3.89	0.45
31	4.50	4.33	4.27	4.21	4.10	4.00	3.87	3.75	3.67	3.56	3.29	3.93	0.49
32	4.50	4.33	4.27	4.21	4.10	4.00	3.91	3.78	3.70	3.62	3.38	3.96	0.45
33	4.63	4.47	4.42	4.38	4.25	4.15	4.05	3.90	3.82	3.73	3.50	4.09	0.46
34	4.50	4.36	4.29	4.23	4.13	4.00	3.91	3.80	3.71	3.63	3.42	3.99	0.43
35	4.29	4.13	4.07	4.00	3.89	3.80	3.70	3.60	3.55	3.50	3.31	3.80	0.38
36	4.50	4.33	4.27	4.22	4.10	4.00	3.88	3.73	3.65	3.56	3.29	3.93	0.48
.													
40	4.60	4.45	4.38	4.33	4.22	4.11	4.00	3.86	3.78	3.67	3.36	4.03	0.51
Scale	90%	80%	75%	70%	60%	50%	40%	30%	25%	20%	10%	Mean	S.D.
A	4.75	4.64	4.58	4.54	4.43	4.32	4.21	4.08	4.00	3.88	3.57	4.23	0.50
B	4.79	4.69	4.64	4.61	4.51	4.42	4.34	4.22	4.15	4.06	3.83	4.35	0.42
C	4.80	4.71	4.66	4.61	4.51	4.43	4.32	4.17	4.09	4.00	3.70	4.32	0.48
D	4.72	4.58	4.50	4.46	4.34	4.21	4.12	3.99	3.91	3.84	3.50	4.16	0.48
F	4.46	4.32	4.28	4.21	4.11	4.01	3.90	3.78	3.70	3.60	3.35	3.95	0.45
G	4.39	4.25	4.18	4.12	4.03	3.93	3.83	3.73	3.66	3.58	3.38	3.90	0.40
I	4.60	4.45	4.38	4.33	4.22	4.11	4.00	3.86	3.78	3.67	3.36	4.03	0.51

The statistics for items 22-28 and 37-39 are not computed.

**Table 7.27.3**  
**Subject: Dramatic Arts**  
**Four-Year Colleges and Universities**  
**Percentile Distributions of Class Means**  
**Based on 1632 Classes**

Item	90%	80%	75%	70%	60%	50%	40%	30%	25%	20%	10%	Mean	S.D.
1	4.80	4.69	4.64	4.59	4.50	4.39	4.27	4.14	4.05	3.94	3.64	4.28	0.50
2	4.85	4.74	4.69	4.64	4.55	4.45	4.33	4.20	4.10	4.00	3.67	4.33	0.51
3	4.95	4.88	4.85	4.80	4.73	4.64	4.55	4.42	4.33	4.27	4.00	4.53	0.43
4	4.80	4.67	4.61	4.57	4.45	4.34	4.23	4.07	3.98	3.86	3.50	4.22	0.55
5	4.82	4.71	4.67	4.62	4.50	4.40	4.29	4.13	4.00	3.91	3.55	4.28	0.53
6	4.86	4.73	4.70	4.64	4.55	4.45	4.33	4.18	4.10	4.00	3.64	4.33	0.51
7	5.00	4.93	4.91	4.89	4.84	4.79	4.73	4.64	4.60	4.54	4.33	4.70	0.31
8	4.85	4.74	4.69	4.64	4.56	4.46	4.36	4.23	4.15	4.07	3.73	4.36	0.46
9	4.78	4.63	4.56	4.50	4.38	4.27	4.13	4.00	3.90	3.80	3.53	4.19	0.50
10	5.00	4.92	4.89	4.86	4.80	4.74	4.65	4.55	4.50	4.40	4.15	4.63	0.39
11	4.90	4.80	4.76	4.71	4.63	4.50	4.38	4.21	4.13	4.00	3.61	4.37	0.54
12	4.92	4.85	4.80	4.77	4.68	4.58	4.46	4.30	4.20	4.10	3.73	4.43	0.54
13	4.89	4.77	4.73	4.67	4.56	4.43	4.30	4.17	4.07	3.96	3.63	4.33	0.53
14	4.79	4.67	4.60	4.54	4.42	4.29	4.15	4.00	3.90	3.78	3.47	4.19	0.54
15	4.92	4.82	4.79	4.75	4.65	4.54	4.42	4.26	4.17	4.00	3.69	4.40	0.53
16	4.71	4.60	4.53	4.47	4.35	4.22	4.09	3.93	3.83	3.71	3.31	4.11	0.57
17	4.73	4.60	4.55	4.50	4.40	4.27	4.14	4.00	3.89	3.79	3.39	4.16	0.55
18	4.79	4.67	4.62	4.57	4.47	4.38	4.25	4.10	4.00	3.90	3.56	4.26	0.51
19	4.76	4.64	4.57	4.50	4.38	4.25	4.11	3.96	3.86	3.76	3.39	4.16	0.56
20	4.70	4.50	4.44	4.38	4.26	4.13	4.00	3.83	3.75	3.64	3.30	4.06	0.53
21	4.78	4.64	4.57	4.50	4.39	4.28	4.14	4.00	3.89	3.79	3.44	4.18	0.53
.													
29	4.50	4.30	4.22	4.14	4.00	3.86	3.70	3.55	3.45	3.35	3.06	3.81	0.56
30	4.50	4.29	4.20	4.13	4.00	3.85	3.70	3.57	3.50	3.39	3.16	3.82	0.51
31	4.57	4.36	4.29	4.20	4.05	3.90	3.75	3.58	3.48	3.36	3.06	3.85	0.58
32	4.57	4.33	4.27	4.20	4.05	3.89	3.74	3.58	3.50	3.38	3.14	3.86	0.55
33	4.79	4.62	4.54	4.44	4.30	4.15	4.00	3.80	3.71	3.61	3.29	4.08	0.57
34	4.44	4.22	4.14	4.07	3.93	3.78	3.64	3.50	3.43	3.35	3.17	3.79	0.50
35	4.30	4.08	4.00	3.92	3.80	3.69	3.57	3.44	3.38	3.31	3.14	3.70	0.43
36	4.46	4.24	4.14	4.07	3.90	3.73	3.57	3.42	3.33	3.24	3.00	3.74	0.55
.													
40	4.71	4.53	4.46	4.38	4.27	4.13	4.00	3.87	3.78	3.68	3.36	4.07	0.55
.													
Scale	90%	80%	75%	70%	60%	50%	40%	30%	25%	20%	10%	Mean	S.D.
A	4.81	4.71	4.67	4.62	4.54	4.45	4.33	4.20	4.12	4.02	3.70	4.33	0.47
B	4.85	4.76	4.72	4.68	4.62	4.53	4.45	4.33	4.26	4.17	3.94	4.44	0.40
C	4.86	4.76	4.71	4.67	4.58	4.47	4.35	4.20	4.10	4.00	3.67	4.34	0.51
D	4.68	4.56	4.50	4.45	4.34	4.24	4.13	3.96	3.90	3.79	3.45	4.14	0.50
F	4.55	4.37	4.28	4.21	4.07	3.92	3.78	3.64	3.54	3.44	3.16	3.89	0.53
G	4.36	4.16	4.08	4.00	3.87	3.74	3.60	3.47	3.40	3.32	3.13	3.74	0.47
I	4.71	4.53	4.46	4.38	4.27	4.13	4.00	3.87	3.78	3.68	3.36	4.07	0.55

The statistics for items 22-28 and 37-39 are not computed.

**Table 7.27.4**  
**Subject: Film Arts**  
**Four-Year Colleges and Universities**  
**Percentile Distributions of Class Means**  
**Based on 637 Classes**

Item	90%	80%	75%	70%	60%	50%	40%	30%	25%	20%	10%	Mean	S.D.
1	4.79	4.69	4.67	4.62	4.50	4.42	4.33	4.22	4.05	4.08	3.83	4.35	0.43
2	4.82	4.71	4.67	4.63	4.54	4.44	4.36	4.25	4.20	4.09	3.85	4.37	0.43
3	4.90	4.82	4.77	4.71	4.64	4.57	4.47	4.38	4.31	4.25	4.00	4.50	0.38
4	4.78	4.67	4.64	4.58	4.50	4.38	4.25	4.09	4.00	3.90	3.62	4.27	0.49
5	4.80	4.69	4.64	4.60	4.50	4.40	4.27	4.15	4.08	4.00	3.67	4.30	0.47
6	4.83	4.71	4.67	4.60	4.54	4.43	4.33	4.20	4.10	4.00	3.69	4.33	0.46
7	5.00	4.89	4.87	4.85	4.78	4.71	4.65	4.56	4.50	4.44	4.25	4.64	0.32
8	4.85	4.75	4.70	4.67	4.58	4.50	4.40	4.30	4.21	4.11	3.86	4.42	0.40
9	4.75	4.63	4.56	4.50	4.40	4.31	4.19	4.07	4.00	3.91	3.64	4.24	0.46
10	4.93	4.85	4.82	4.79	4.73	4.67	4.57	4.44	4.38	4.30	4.10	4.56	0.37
11	4.90	4.79	4.76	4.73	4.64	4.55	4.43	4.33	4.25	4.14	3.86	4.44	0.44
12	4.92	4.86	4.80	4.78	4.71	4.65	4.55	4.43	4.36	4.25	3.93	4.52	0.42
13	4.86	4.75	4.70	4.67	4.60	4.54	4.40	4.27	4.20	4.13	3.78	4.40	0.44
14	4.79	4.67	4.62	4.57	4.50	4.39	4.27	4.15	4.08	4.00	3.63	4.29	0.47
15	4.92	4.82	4.79	4.75	4.69	4.62	4.50	4.40	4.32	4.25	3.91	4.50	0.43
16	4.73	4.60	4.55	4.50	4.40	4.29	4.20	4.08	4.00	3.90	3.67	4.22	0.48
17	4.79	4.67	4.60	4.56	4.43	4.35	4.27	4.13	4.04	3.92	3.60	4.26	0.49
18	4.82	4.69	4.64	4.58	4.50	4.43	4.32	4.18	4.10	4.00	3.73	4.32	0.45
19	4.78	4.66	4.60	4.55	4.46	4.36	4.23	4.10	4.00	3.93	3.63	4.27	0.47
20	4.71	4.56	4.50	4.45	4.35	4.20	4.09	3.91	3.84	3.74	3.47	4.14	0.49
21	4.82	4.68	4.63	4.57	4.46	4.36	4.27	4.11	4.05	3.92	3.67	4.29	0.47
.													
29	4.53	4.38	4.33	4.25	4.09	4.00	3.83	3.71	3.63	3.56	3.25	3.93	0.51
30	4.46	4.31	4.25	4.19	4.07	3.94	3.82	3.71	3.67	3.55	3.32	3.91	0.46
31	4.57	4.42	4.36	4.30	4.16	4.00	3.92	3.79	3.71	3.60	3.36	3.99	0.50
32	4.55	4.38	4.33	4.27	4.16	4.07	3.93	3.81	3.73	3.64	3.36	4.00	0.47
33	4.70	4.53	4.46	4.40	4.27	4.17	4.00	3.87	3.80	3.67	3.38	4.09	0.52
34	4.44	4.29	4.23	4.17	4.07	3.93	3.80	3.68	3.60	3.50	3.28	3.89	0.46
35	4.27	4.09	4.00	4.00	3.88	3.78	3.69	3.57	3.50	3.44	3.26	3.77	0.39
36	4.42	4.29	4.18	4.13	4.00	3.90	3.75	3.62	3.56	3.45	3.23	3.85	0.48
.													
40	4.62	4.46	4.40	4.36	4.28	4.18	4.00	3.92	3.86	3.80	3.53	4.10	0.46
Scale	90%	80%	75%	70%	60%	50%	40%	30%	25%	20%	10%	Mean	S.D.
A	4.80	4.70	4.66	4.61	4.52	4.43	4.33	4.23	4.17	4.06	3.85	4.36	0.41
B	4.82	4.74	4.69	4.65	4.59	4.50	4.42	4.33	4.27	4.18	3.92	4.44	0.36
C	4.85	4.75	4.72	4.69	4.61	4.54	4.45	4.33	4.25	4.16	3.85	4.43	0.42
D	4.76	4.60	4.56	4.50	4.42	4.33	4.23	4.11	4.02	3.93	3.64	4.25	0.44
F	4.53	4.38	4.32	4.27	4.13	4.03	3.93	3.79	3.70	3.62	3.38	3.99	0.47
G	4.36	4.18	4.14	4.08	3.96	3.88	3.79	3.63	3.58	3.50	3.28	3.84	0.42
I	4.62	4.46	4.40	4.36	4.28	4.18	4.00	3.92	3.86	3.80	3.53	4.10	0.46

The statistics for items 22-28 and 37-39 are not computed.

**Table 7.27.5**  
**Subject: Fine Arts**  
**Four-Year Colleges and Universities**  
**Percentile Distributions of Class Means**  
**Based on 3427 Classes**

Item	90%	80%	75%	70%	60%	50%	40%	30%	25%	20%	10%	Mean	S.D.
1	4.82	4.70	4.64	4.60	4.50	4.40	4.30	4.18	4.05	4.00	3.74	4.33	0.44
2	4.83	4.73	4.69	4.64	4.55	4.44	4.35	4.22	4.14	4.06	3.80	4.37	0.44
3	4.92	4.83	4.80	4.76	4.67	4.58	4.50	4.38	4.30	4.20	3.95	4.49	0.42
4	4.83	4.72	4.67	4.62	4.50	4.40	4.29	4.14	4.07	3.96	3.67	4.31	0.48
5	4.82	4.70	4.65	4.60	4.50	4.38	4.25	4.11	4.00	3.92	3.63	4.29	0.50
6	4.84	4.73	4.69	4.63	4.54	4.42	4.31	4.17	4.08	4.00	3.64	4.32	0.49
7	5.00	4.92	4.90	4.88	4.82	4.77	4.70	4.63	4.57	4.50	4.33	4.69	0.30
8	4.89	4.79	4.73	4.70	4.62	4.50	4.42	4.29	4.20	4.12	3.86	4.43	0.43
9	4.75	4.63	4.56	4.50	4.41	4.30	4.18	4.06	4.00	3.88	3.60	4.23	0.47
10	4.94	4.88	4.83	4.80	4.74	4.67	4.56	4.45	4.38	4.30	4.00	4.55	0.40
11	4.91	4.82	4.78	4.73	4.64	4.55	4.44	4.30	4.20	4.09	3.78	4.43	0.48
12	4.93	4.86	4.83	4.79	4.70	4.62	4.53	4.40	4.32	4.21	3.90	4.50	0.46
13	4.89	4.80	4.75	4.70	4.60	4.50	4.40	4.27	4.18	4.09	3.80	4.41	0.46
14	4.82	4.67	4.62	4.56	4.45	4.33	4.22	4.09	4.00	3.89	3.58	4.26	0.50
15	4.91	4.83	4.80	4.75	4.67	4.57	4.47	4.33	4.25	4.17	3.86	4.46	0.46
16	4.73	4.57	4.50	4.44	4.33	4.20	4.07	3.90	3.82	3.73	3.42	4.12	0.52
17	4.83	4.68	4.64	4.58	4.44	4.33	4.22	4.08	4.00	3.89	3.59	4.26	0.49
18	4.83	4.71	4.67	4.63	4.50	4.40	4.30	4.17	4.10	4.00	3.71	4.33	0.47
19	4.80	4.67	4.60	4.55	4.43	4.31	4.18	4.00	3.93	3.85	3.57	4.22	0.51
20	4.71	4.50	4.45	4.40	4.25	4.12	4.00	3.82	3.73	3.64	3.40	4.07	0.52
21	4.80	4.67	4.63	4.56	4.46	4.36	4.23	4.10	4.00	3.91	3.64	4.27	0.48
.													
29	4.50	4.33	4.25	4.19	4.07	3.93	3.80	3.65	3.57	3.47	3.22	3.89	0.51
30	4.46	4.30	4.22	4.15	4.07	3.93	3.83	3.70	3.63	3.54	3.31	3.91	0.45
31	4.57	4.40	4.33	4.27	4.15	4.00	3.89	3.73	3.64	3.55	3.27	3.96	0.51
32	4.55	4.40	4.33	4.27	4.14	4.00	3.90	3.77	3.67	3.59	3.36	3.98	0.47
33	4.70	4.55	4.50	4.43	4.33	4.22	4.11	4.00	3.88	3.75	3.50	4.14	0.48
34	4.50	4.33	4.25	4.20	4.08	4.00	3.85	3.71	3.64	3.55	3.33	3.93	0.45
35	4.33	4.14	4.09	4.00	3.90	3.80	3.69	3.58	3.53	3.45	3.30	3.80	0.40
36	4.50	4.31	4.23	4.17	4.00	3.91	3.78	3.64	3.56	3.46	3.20	3.87	0.51
.													
40	4.67	4.50	4.45	4.40	4.30	4.20	4.08	3.93	3.86	3.77	3.50	4.12	0.48
.													
Scale	90%	80%	75%	70%	60%	50%	40%	30%	25%	20%	10%	Mean	S.D.
A	4.82	4.72	4.67	4.62	4.53	4.44	4.33	4.21	4.14	4.05	3.79	4.36	0.43
B	4.84	4.76	4.72	4.68	4.60	4.52	4.43	4.33	4.26	4.18	3.94	4.44	0.38
C	4.87	4.78	4.73	4.69	4.61	4.51	4.41	4.28	4.20	4.11	3.82	4.41	0.45
D	4.75	4.63	4.56	4.51	4.41	4.30	4.20	4.06	4.01	3.91	3.66	4.24	0.44
F	4.52	4.36	4.31	4.25	4.14	4.03	3.91	3.77	3.70	3.60	3.36	3.98	0.46
G	4.40	4.23	4.17	4.11	4.00	3.89	3.78	3.67	3.59	3.52	3.31	3.87	0.42
I	4.67	4.50	4.45	4.40	4.30	4.20	4.08	3.93	3.86	3.77	3.50	4.12	0.48

The statistics for items 22-28 and 37-39 are not computed.

**Table 7.27.6**  
**Subject: Music**  
**Four-Year Colleges and Universities**  
**Percentile Distributions of Class Means**  
**Based on 3360 Classes**

Item	90%	80%	75%	70%	60%	50%	40%	30%	25%	20%	10%	Mean	S.D.
1	4.86	4.75	4.70	4.64	4.55	4.45	4.34	4.23	4.05	4.07	3.80	4.37	0.44
2	4.89	4.80	4.75	4.69	4.60	4.50	4.40	4.27	4.19	4.12	3.84	4.42	0.44
3	4.94	4.86	4.82	4.78	4.70	4.61	4.50	4.40	4.33	4.25	4.00	4.53	0.39
4	4.86	4.73	4.68	4.63	4.53	4.43	4.31	4.17	4.09	4.00	3.69	4.33	0.48
5	4.88	4.75	4.70	4.64	4.55	4.44	4.31	4.17	4.09	4.00	3.67	4.33	0.50
6	4.87	4.76	4.71	4.67	4.56	4.44	4.33	4.20	4.11	4.00	3.71	4.35	0.49
7	5.00	4.92	4.89	4.88	4.82	4.76	4.70	4.62	4.57	4.50	4.27	4.68	0.33
8	4.89	4.78	4.73	4.69	4.60	4.50	4.40	4.28	4.21	4.13	3.84	4.42	0.44
9	4.82	4.67	4.61	4.56	4.43	4.31	4.18	4.04	3.96	3.87	3.60	4.24	0.49
10	5.00	4.89	4.86	4.83	4.75	4.67	4.59	4.49	4.42	4.33	4.11	4.59	0.36
11	4.92	4.83	4.79	4.75	4.67	4.55	4.42	4.28	4.20	4.10	3.80	4.42	0.50
12	4.95	4.88	4.83	4.80	4.73	4.64	4.54	4.41	4.33	4.24	3.92	4.51	0.47
13	4.91	4.82	4.78	4.73	4.63	4.50	4.39	4.25	4.17	4.07	3.78	4.41	0.49
14	4.86	4.74	4.68	4.63	4.50	4.40	4.25	4.12	4.00	3.91	3.64	4.30	0.51
15	4.93	4.86	4.81	4.77	4.68	4.59	4.47	4.34	4.27	4.17	3.86	4.47	0.48
16	4.83	4.71	4.67	4.60	4.50	4.42	4.31	4.18	4.12	4.00	3.78	4.34	0.46
17	4.85	4.73	4.67	4.62	4.50	4.40	4.29	4.15	4.07	3.97	3.67	4.31	0.50
18	4.88	4.77	4.71	4.67	4.57	4.47	4.36	4.24	4.17	4.07	3.80	4.39	0.46
19	4.81	4.68	4.61	4.56	4.44	4.33	4.20	4.07	4.00	3.88	3.60	4.25	0.51
20	4.75	4.60	4.54	4.47	4.36	4.25	4.13	4.00	3.92	3.83	3.57	4.19	0.48
21	4.83	4.70	4.64	4.57	4.45	4.33	4.21	4.08	4.00	3.87	3.58	4.25	0.51
.													
29	4.50	4.27	4.18	4.10	3.97	3.82	3.67	3.52	3.43	3.33	3.10	3.79	0.54
30	4.40	4.21	4.13	4.06	3.91	3.78	3.67	3.50	3.44	3.38	3.17	3.78	0.49
31	4.50	4.27	4.19	4.11	4.00	3.82	3.67	3.50	3.42	3.31	3.03	3.79	0.56
32	4.46	4.25	4.18	4.10	3.94	3.81	3.67	3.50	3.43	3.35	3.10	3.79	0.53
33	4.62	4.43	4.36	4.27	4.12	3.96	3.80	3.63	3.55	3.44	3.18	3.92	0.55
34	4.33	4.10	4.00	3.94	3.80	3.67	3.55	3.40	3.33	3.27	3.08	3.68	0.48
35	4.20	4.00	3.92	3.86	3.73	3.63	3.50	3.40	3.35	3.29	3.13	3.65	0.42
36	4.40	4.15	4.07	4.00	3.81	3.66	3.50	3.36	3.28	3.20	3.00	3.67	0.55
.													
40	4.67	4.50	4.44	4.38	4.25	4.13	4.00	3.87	3.80	3.70	3.44	4.08	0.50
.													
Scale	90%	80%	75%	70%	60%	50%	40%	30%	25%	20%	10%	Mean	S.D.
A	4.86	4.76	4.71	4.67	4.58	4.48	4.38	4.25	4.18	4.09	3.84	4.40	0.43
B	4.87	4.78	4.74	4.69	4.61	4.52	4.43	4.33	4.27	4.20	3.96	4.46	0.38
C	4.90	4.81	4.77	4.73	4.63	4.53	4.42	4.28	4.20	4.11	3.82	4.42	0.47
D	4.79	4.67	4.61	4.56	4.46	4.35	4.24	4.13	4.06	3.98	3.74	4.29	0.44
F	4.46	4.28	4.20	4.11	3.98	3.84	3.69	3.55	3.47	3.38	3.15	3.81	0.51
G	4.27	4.05	3.98	3.91	3.77	3.64	3.53	3.41	3.33	3.27	3.11	3.66	0.45
I	4.67	4.50	4.44	4.38	4.25	4.13	4.00	3.87	3.80	3.70	3.44	4.08	0.50

The statistics for items 22-28 and 37-39 are not computed.