

***2025 CGS/ETS Graduate
Enrollment and Degrees Survey***

**2025 CGS/ETS Graduate Enrollment and Degrees
Survey Handbook**



Table of Contents

Message from CGS and ETS	3
Important Tips for Completing Survey	4
Survey Instructions	6
General Information	6
Viewing Institutional Users	7
Instructions for Completing the Survey	7
Using CIP Codes for Data Sheets	7
Uploading or Entering Institution Data	
Option A: Uploading Data from a Data File	8
Option B: Manually Complete Data Sheets	10
Data Validation	11
Rollback of a Data Sheet	12
Submitting Your Survey	12
Correcting Data after Your Survey Has Been Submitted	12
Survey Deadline	12
Technical Requirements	12
Frequently Asked Questions	14
APPENDICES:	
A: Survey Definitions	17
B: Record Layout for Data Uploads	20
C. Sample Data Sheet.....	40
D. Adding/Managing/Removing a User.....	48

Questions about the Survey

Questions	Office to Contact
Technical problems, passwords, survey completion and other general questions	ETS: CGSEnrollmentSurvey@ets.org .
Survey term definitions and graduate education policy matters	CGS: surveys@cgs.nche.edu

Confidentiality

All information submitted for the CGS/ETS Survey of Graduate Enrollment and Degrees is treated as confidential and will only be used by the survey sponsors for research or statistical purposes, including market research and product development. Any information released publicly will be in a format that does not allow the identification of institutions or the personal identification of students. All survey data are stored on a secure, password-protected server, and access to the raw survey data is restricted to those individuals directly involved in the data collection and analysis. Participation in the CGS/ETS Survey of Graduate Enrollment and Degrees is voluntary.

Message from the CGS and ETS

Dear Colleague,

The Council of Graduate Schools (CGS) and ETS Global Higher Education announce the launch of the **2025 CGS/ETS Survey of Graduate Enrollment and Degrees** on September 30, 2025. This survey provides extensive data on graduate enrollment in the United States to support understanding of national trends in applications, enrollment, and degrees awarded. You are receiving this invitation for your institution to participate in the survey because you are listed as the graduate dean (or equivalent) at your institution, have previously completed the CGS/ETS Survey, or have been designated by your institution for this purpose.

What's New for 2025

New Fielding Period: The 2025 survey cycle will run from *late September through late February* (previously late November–late May). As a result, survey results will be available earlier (late spring/early summer) than in previous years (fall).

New Survey Format: The survey now uses a 10-part format that integrates and updates data elements from both the CGS/ETS Graduate Enrollment and Degrees Survey and the CGS International Graduate Admissions Survey. This format was tested with 41 institutions in Fall 2024 (collecting 2024 data) and is now available to all institutions participating in the survey.

The changes described above are designed to better align with institutional planning and decision-making timelines, while also providing more comprehensive data to support those efforts.

Confirm and Update User/Contact Information

Please review and update the contact information for those responsible for completing and submitting your institution's data to ensure proper receipt of instructions and support. You can view a list of survey users by logging into the CGS submission site at <https://cgsenrollmentsurvey.ets.org/>. To add/manage users, please follow the instructions in Appendix D (page 49) of the [survey manual](#).

Survey Access

The CGS submission site can be accessed at <https://cgsenrollmentsurvey.ets.org/> using the credentials from the 2024 survey. For password assistance, click “Forgot Your Password” on the login page and enter your email address to receive a reset link.

Deadline

Please complete and submit your institution's survey by February 27, 2026.

Support


For technical assistance with the submission portal, contact ETS Global Higher Education at cgsenrollmentsurvey@ets.org. For questions about survey definitions, contact CGS at surveys@cgs.nche.edu.

Thank you in advance for your continued support of this important initiative. Your institution's participation helps ensure the graduate education community has timely and accurate data to inform decisions that shape its future

Sincerely,



Dr. Chevelle Newsome
President, CGS



Chrystal Molnar
Executive Director, Global Higher Education, ETS

Important Tips for Completing Survey

1. To access the survey, please use the login information you received by email and log in at <https://cgsenrollmentsurvey.ets.org>
2. To add/manage or delete users, please use the same login information you received in an e-mail at <https://portal.ets.org>. For instructions how to do so, please see Appendix D.
3. If you plan to upload a data file, the data must be in .csv format. The system cannot upload Microsoft® Excel or Microsoft® Access files, but files from these systems can be saved as .csv files. **Avoid special characters # and % in the file name, they will not upload. It is recommended to use _ or – between words in the file name.**
4. If you are uploading data by CIP code(s), no total data sheet is required. The total data sheet will be calculated automatically by the data submission system. If you are **only** submitting a total data sheet, it must be uploaded.
5. If you are uploading a file, a toggle button will pop-up to ask if you are uploading a total data sheet. The default for the toggle is “no”—if you are uploading a total data sheet, you will need to switch the toggle button to “yes”. **There can only be one record in the file if you are uploading a total data sheet.**
Your data file may be **REJECTED** for any of the following reasons:
 - The survey year is not the current survey year (2025).
 - The IPEDS code is missing.
 - The record contains values other than blanks and numbers, separated by commas.
 - A “completed” CIP Data Sheet for the record you are attempting to upload is already in the system.
 - The numbers for each field are not right justified.
 - The file is not in .csv format
 - Institution ID does not match the logged user
 - IPEDS Code id is not correct for the institution
 - CIP Code
 - Is not valid
 - Is not 00 if TOTAL
 - is duplicated in the file
 - The number of columns in each record is not correct (793 columns)
6. To make an update to any uploaded and completed data sheet, the data sheet will need to be rolled back (using the “rollback” arrow button in the Actions column of the survey data sheets page) to make any update.
7. The columns should not contain values other than numbers and blanks, separated by commas.
8. Within a section, if data are included in any row, then all cells must be completed (e.g., zeroes or completed data, where appropriate). For example, in this datasheet sample, there are no Master’s or other Programs, only Doctoral, and all students are full time. The full/part time data must produce the same column totals as the Master’s/Doctorate data. The same logic is true in the upload file.

I. Graduate Enrollment for 2025 Fall Term								
	First Time				Total (Includes First Time)			
	Men	Women	Other	Total	Men	Women	Other	Total
Master's and Other	0	0	0	0	0	0	0	0
Doctorate	5	5	1	11	5	5	1	11
Total	5	5	1	11	5	5	1	11
Full Time	5	5	1	11	5	5	1	11
Part Time	0	0	0	0	0	0	0	0
Total	5	5	1	11	5	5	1	11

10. If data for TOTAL **only** is being uploaded

- File should have just 1 record with data for 00
- No CIP data for that year should exist in the system (user has to delete data entered by CIP in the system first)

11. If CIPs are being uploaded

- A user-created Total data sheet should not exist. However, a total data sheet created by the system will be added to as data for additional CIP codes are added to the system.
- 00 (Total) should not be in the file

12. All CIP Data Sheets that you have selected to complete must be completed before you can submit the survey. If you selected CIP Data Sheets and are not going to complete them, you must delete them to submit the survey. To do so, click on the “trash can” icon in the Actions column on the Survey data sheets page.

13. Once you have completed all data sheets, the Submit” button will be enabled to submit your completed survey. If the “Submit” button is disabled, then it is likely that you have blank or incomplete data sheets. (See “Submitting Your Survey” on page 9.) **Please note: The system will automatically calculate the total data sheet for you, this may take several minutes before it is complete and the submit button enables.**

14. If you would like to give full system access to additional users or remove users from the survey system, contact the ETS Global Higher Education Division at CGSEnrollmentSurvey@ets.org.

Survey Instructions

General Information

Data for graduate programs offered by **ALL** divisions, schools, colleges or departments of your institution should be reported in this survey. Please note the following:

Data to Include:	Data Not to Include:
<ul style="list-style-type: none"> • The time periods for which data are being requested are noted on the Total Data Sheet and Discipline Data Sheets. • All matriculated students in graduate certificate, master's, education specialist, and doctoral programs. • All Master of Science (M.S.) and Master of Arts (M.A.) programs • Master's programs in such areas as <ul style="list-style-type: none"> ○ Business (e.g., M.B.A.) ○ Fine Arts (e.g., M.F.A.) ○ Health Sciences (e.g., M.P.H.) ○ Public Administration (e.g., M.P.A.) ○ Social Work (e.g., M.S.W.) • Students in doctoral programs, such as <ul style="list-style-type: none"> ○ Ph.D. ○ Ed.D. ○ D.B.A. ○ D.F.A. ○ Psy.D • Students in graduate certificate programs or other graduate programs (e.g., Ed.S.) should be included, except in Question II where graduate certificates are reported separately. • In Question II, students in education specialist programs should still be included in "Master's and Other." • Data for students in professional programs not listed in the right-hand column should be included in the survey. 	<ul style="list-style-type: none"> • Students in the following first professional programs: <ul style="list-style-type: none"> ○ Chiropractic (D.C. or D.C.M.) ○ Dentistry (D.D.S. or D.M.D.) ○ Law (LL.B., J.D.) ○ Medicine (M.D.) ○ Optometry (O.D.) ○ Osteopathic Medicine (D.O.) ○ Pharmacy (Pharm.D.) ○ Podiatry (D.P.M., D.P., or Pod.D.) ○ Theology (M.Div., M.H.L., B.D., or Ordination) ○ Veterinary Medicine (D.V.M.) • Non-degree students

Viewing Institutional Users

To view the active users for your institution, go into the CGS survey via <https://cgsenrollmentsurvey.ets.org> . Click on “I am an Institution User”, and you will be sent to a sign in page. Enter for Username and Password (provided in the e-mail sent to you) and log in.

Click on “View Institution” on the left-hand navigation panel. You will be able to see the active users. If changes are needed, please see Appendix D for instructions on how to add/manage (including changing roles)/remove users.

Institution Overview

Institution Code 1111

Name CGS University

Institution Short Name CGSU

Address Line 1 111 Perry Road

Address Line 2

City University City

State AK

Zip 08852

Main Telephone Number 1234567890

Main Fax Number

IPEDS Code 123456

CGS Member? Y

Institution Type **Non-Pilot**

View Uploads

View Survey Data Sheets

Users

First Name	Last Name	Email	Actions
Ronald	Fisher	rfisher@cgsu.edu	
John	Tukey	jtukey@cgsu.edu	
Florence	Nightingale	notjustanurse@cgsu.edu	
Gertrude	Cox	gcox@cgsu.edu	
Dionne	Price	dprice@cgsu.edu	

Items per page: 25

1 - 6 of 6

< >

Instructions for Completing the Survey

Using CIP Codes for Data Sheets

Rather than using Discipline data sheets as in previous surveys, data will be entered at the CIP code level. Institutions have the option to use different levels of CIP codes.

For example:

- CIP code 45 (Social Sciences) could be used, or
- 45.01 (Social Sciences, General), or
- 45.0102 (Research Methodology and Quantitative Methods)

Data can be aggregated to the 2-digit CIP code level or at the 4-digit code or at the 6-digit level, **but each program must only be counted once** (i.e., do not include data reported at the 4- or 6-digit code level at the 2-digit code level as well).

If only reporting Total level data for your institution, use CIP code 00.

If reporting data at the CIP code level, do not create a Total level data sheet, it will be calculated automatically.

Uploading or Entering Institution Data

To guide you through the survey process, we have provided two different sets of instructions based on how you will be completing the survey.

On the main menu, choose one of the following options:

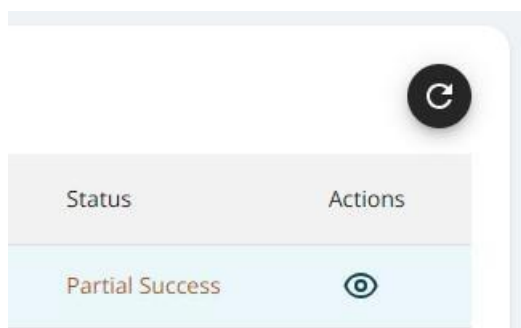
Option A: Upload institution data from a data file directly into the CGS/ETS database system. The response will be in the form of a computer-generated data set in .csv format. The data set will be created according to CGS/ETS record layout specifications.

Option B: Complete the survey manually.

Option A: Upload Institution Data from a Data File

1. Review the Record Layout for Data Uploads (Appendix B) which has been revised for this survey. Changes to the layout include:
 - the addition of the IPEDS ID (IPEDS ID can be found at [College Navigator - National Center for Education Statistics](#))
 - changes question IV to reflect graduate enrollment by race/ethnicity for master's and other programs
 - the addition of questions V through X
2. Note the following:
 - The number of records in the data file should equal the number of disciplines for which data are provided. No total data sheet record should be uploaded; it will be calculated by the system.
 - If **ONLY** a Total data sheet is being submitted, the discipline code for the Total Data Sheet should be entered as "00." It must be the only record in the upload file.
3. The data must be in .csv format. The system cannot upload Microsoft® Excel or Microsoft® Access files, but files from these systems can be saved as .csv files.
 - The correct number of columns in the file is 793. **Avoid special characters # and % in the file name, they will not upload. It is recommended to use _ or – between words in the file names.**
4. When the data file is ready, upload the data to the survey using the "Upload Data" link at the top right of the Survey Data Sheets page. Select the "Browse" button to activate the File Explorer menu. Select the appropriate file, from any drive to which you have access, and select "Upload."
5. An upload file will be validated as follows:
 - The survey year must be the current survey year (2025).
 - The record must not contain values other than numbers and commas.
 - There must not be a "completed" CIP Data Sheet for the record you are attempting to upload already in the system.

- The file must be in .csv format
 - Institution id must match the logged user
 - IPEDS Code id must be correct for the institution
 - CIP Code
 - Must be valid
 - Is 00 if TOTAL (note, Total should only be uploaded if ONLY Total is being uploaded)
 - Is not duplicated in the file
 - The number of columns in each record must be correct (793 columns)
5. Once a file is uploaded, the status of the upload can be viewed on the “My Uploads” page (found on the left panel). This page will list all uploads and their status. If an error has occurred, an “eye” icon under the “Actions” column will be available to click on to see messages with information about the error(s).
 6. The auto-summing feature is disabled for Data Sheets that contain data entered during the upload process. The system assumes that all data (including totals for each CIP code) will be uploaded from the data file.
 7. Review the data sheets to make sure the data upload was successful, then select “Complete” in the Actions column to begin the data validation. If any of the rows and columns do not add up to the total fields, you will be alerted with an error message. If errors are identified, make the necessary changes and select “Complete” to validate.
 8. **IMPORTANT NOTE: If you upload data, it will be possible to view the data in the data sheets in the portal once the data are uploaded. HOWEVER, for correcting errors, it is advisable to correct them in the data file and re-upload, rather than trying to correct directly in the sheet. It is not necessary to delete existing uploaded files, they will be overwritten with the re-upload.** The data on the Data Sheets will be overwritten with the new data from the data upload as long as they have not been marked as complete. **If they are marked as complete, they must be rolled back before they are reloaded. If a completed data sheet is re-loaded, it will cause an error message.**
 9. To view error messages, click on the eye icon at the far right of the upload log (pictured below).



The error details will be displayed for each error in the upload file. (sample below).

Error Details



Where?

What?

Row# 1 NOT_FOUND_INST_CODE(4.0902)

10. Once the status of all Data Sheets is “Completed,” the “Submit” button will be displayed and you can submit your survey. The “Submit” button will not display if any of the selected Discipline Data Sheets or the Total Data Sheet has a status other than “Completed.” **Please note, the system may take a few minutes to calculate the Total data sheet, and so it may be several minutes delay before the “Submit” button is enabled.** After successfully submitting your survey, a message will appear onscreen indicating that the survey has been submitted, and you will receive an email confirmation.

Option B: Manually Complete Data Sheets

1. **If entering CIP-level data**, choose the CIP codes to be included in the survey. If others are assisting you, you can assign individuals to complete specific sheets. Then, scroll to the bottom of the page and select “Save.” You will see a list of the CIP codes you have selected, and your name (and the names of those assisting you) will appear as the “Respondent.” **The Total data sheet will be automatically calculated by the system if you enter CIP-level data. Note: you can have only one Data Sheet open at a time within a given browser page, though different users can have more than one sheet open for an institution.**
2. For instructions on how to add individuals as respondents, please see section above “How to Add New Respondents.”
3. Enter information on each CIP code Data Sheet. Totals will be calculated and appear in the shaded total cells after **all** the white cells that sum to the total cells have been completed (i.e., no blanks), except for sections VIII, IX and X, where partial data entry is allowed. Data manually entered in the white cells (boxes) in each question (e.g., Question 1 – doctorate men + doctorate women + doctorate other) will automatically sum (auto-sum) to the shaded total cells (e.g., Question 1 – doctorate total). This will ensure that all information will correctly sum to the information in the total cells. For the auto-sum feature to work correctly for any given question, the following rules apply to manual data entry:
 - a. **To fill out all cells within a question**, begin data entry in the white cells first and the shaded total cells will automatically be calculated.
 - b. **If you enter data in the white cells, the auto-sum will fill in the row and column totals once the row or column is complete. A zero (0) must be entered in any white cell without a value to auto-sum the total for each row and column.** The only exception to this rule is in sections XII, IX and X where partial data entry is allowed and the auto-sum feature will calculate totals without every white cell being populated.
 - c. **To fill out only the shaded total cells**, begin data entry in the shaded total cells. If you have entered data in the white cells first, entering data in the shaded total cells will result in the data in the white cells being erased.

- Enter “0” (ZERO) when the information you are supplying is zero. For example, if you do not have part-time students, you would enter “0”.
- If you want to clear all entries in a **section** of Data Sheet, use the “Clear” button at the **bottom left** corner of the data sheet.
- If you want to clear all entries in **all sections** of a Data Sheet, select “Clear All Sections” at the **top** of the data sheet. **WARNING: this will clear ALL DATA in ALL SECTIONS of the data sheet (I to X).**

4. Select “Save” to save any work in progress, although an auto-save function is active.
5. Select “Complete” to validate the information and mark each CIP code Data Sheet as completed. If any of the rows and columns do not add up to the total columns, or if there are other discrepancies on the CIP code Data Sheet, you will be alerted with an error message during data validation. Review the Data Sheet for those errors, make the necessary changes and select “Complete” again to validate the information and mark the Data Sheet completed.
6. If you need to remove a particular CIP Code Data Sheet that you selected to be included in the survey, you can click on the trash can icon in the “Actions” column (“Remove” will appear if you hover over it) to remove it.
7. **If entering Total Data Sheet ONLY, select the “Add Total” button** at the top of the menu **to** enter information on the Total Data Sheet. Select “Save” to save any work in progress (or “Complete” to validate the information and mark the Total Data Sheet as completed).
8. **Once all data sheets are complete, the “Submit” button will be enabled. Please note, the system may take a few minutes to calculate the Total data sheet, and so it may be several minutes delay before the “Submit” button is enabled.**
9. Select “Submit” to submit your survey. Note that the “Submit” button will not display if any of the selected CIP code Data Sheets or the Total Data Sheet has a status other than “Completed.” After successfully submitting your survey, a message will appear onscreen indicating that the survey has been submitted, and you will receive an email confirmation.

Data Validation

When you have finished entering data, open each Data Sheet and select “Complete” to save the data sheet and begin data validation.

If you have uploaded the data from a data file, you must review each Data Sheet after the upload; select “Complete” to save the data sheet and begin data validation.

The data validation process includes the following checks:

- The sum of all total rows and columns in any particular question must equal the total total (e.g., total men + total women + total other = total total).
- If data is provided in the white cells in any given section, there can be no blank white cells.
- In Section I, the total for Masters + Doctoral in any given column must be equal to the total for Full time + Part time for the same column.
- In Sections I, IV, V, and X, total enrollment data must be greater than or equal to first-time enrollment data.

- In Section VI, VII, and IX, total applications must be greater than or equal to accepted/offers of admission.

During validation, if discrepancies are found within any question, a list of errors will be presented, and you will be prompted to correct the errors. When you have corrected the errors, select “Complete” to begin validation again. When data validation detects no errors, a message will appear onscreen that the Data Sheet is complete, and the status of the Data Sheet will be changed from “In progress” to “Complete.”

If you uploaded the data and you would like to correct the data file and reload it to correct the errors, the system will allow you to do so. Data that is reloaded will overwrite the data in each Data Sheet. Note, however, that data will not be overwritten on any Data Sheet that has a status of “Complete.”

Rollback of a Data Sheet

Once the status of a Data Sheet is “Completed” you will not be able to make any changes to it. If you would like to make changes, go to the list of Data Sheets and select “Rollback” next to the Data Sheet you would like to edit. The status of the Data Sheet will be changed from “Completed” to “In Progress.”

Submitting Your Survey

Once the status of all Data Sheets is “Completed,” the “Submit” button will be enabled and you can submit your survey. The “Submit” button will not enable if any of the selected CIP code Data Sheets or the Total Data Sheet has a status other than “Completed.” **Please note, the system may take a few minutes to calculate the Total data sheet, and so it may be several minutes delay before the “Submit” button is enabled.** After successfully submitting your survey, a message will appear onscreen indicating that the survey has been submitted, and you will receive an email confirmation.

Correcting Data After Your Survey Has Been Submitted

If you would like to correct survey data that has already been submitted, please contact ETS at cgsenrollmentsurvey@ets.org. The status of your survey will be changed from “Submitted” to “Completed-Not Submitted.” Next, roll back any Data Sheets that you would like to edit from “Completed” to “In Progress.” Once the status of the Data Sheet is “In Progress,” you will be able to edit the Data Sheet or upload new data to replace the existing data on the Data Sheet. After you have finished updating the Data Sheet, select “Complete” to validate the data. Once the status of all Data Sheets is “Completed,” the survey can be resubmitted.

Survey Deadline

The survey should be submitted no later than Friday, February 27, 2026.

Technical Requirements

System

This application is certified to work using a Windows 10 or 11 operating system and Microsoft Edge version 10 or 11 or Chrome version 118 or higher. The survey will not work in a Firefox browser.

Data Upload

Data files to be uploaded must be in .csv format. The records will be rejected. Data files cannot be Microsoft Excel Spreadsheets or Access Databases; however, files created in those applications can be saved as .csv files.

Data files should contain the current Survey Year (2025). If a file contains records that do not have the current Survey Year, those records will be rejected.

Frequently Asked Questions About the Survey

General Information

How do I reset my password?

Select the “Forgot Your Password” link at <https://cgsenrollmentsurvey.ets.org> and enter your login ID (i.e., email address) to receive your password via email. If you have any problems, contact ETS Global Higher Education via email at CGSEnrollmentSurvey@ets.org.

I have questions about the survey. Whom should I contact?

For questions regarding technical problems, passwords, survey completion and other general questions, contact ETS at CGSEnrollmentSurvey@ets.org. For questions regarding survey term definitions and graduate education policy matters, contact CGS at surveys@cgs.nche.edu.

What is the due date for completing the survey?

The survey should be submitted by Friday, December 19, 2025.

Should I include pending applications?

The Survey of Graduate Enrollment & Degrees collects data on the number of completed applications for admission to U.S. graduate schools. The survey intends to count completed applications, not applicants. If a student applied to more than one graduate program, all of the individual applications should be counted and included in the survey. Include data for all individuals who have fulfilled your institution’s requirements to be considered for admissions, including payment or waiving of the application fee, if any. In the event that an application is pending (i.e., the application has been completed to the satisfaction of the graduate school, but a decision has not been made as to whether or not to extend an offer of admission to the student), count the application as received, but not as being accepted.

Our institution has a rolling admissions policy. How do we treat those applications?

Only count those applications received for the fall admission cycle.

How do you define “first-time” students?

We define “first-time graduate students” as those students who are enrolled for the first-time in a given program at a given institution to which they submitted an application. For example, a student starting a Ph.D. after already earning a master’s degree would be considered a first-time graduate student if they submitted an application for admission to the Ph.D. program. If they did NOT apply to the Ph.D. program (e.g., the master’s degree was earned *en route* to the Ph.D.), then the student would not be considered a first-time graduate student.

How do you define the “Other” gender category?

The “Other” gender category includes students whose gender identities are not male or female, and students whose gender identities are unknown.

Should I include post-bac certificates?

The Survey of Graduate Enrollment & Degrees defines a graduate certificate as those that require the completion of 15 to 18 credit hours beyond the bachelor’s degree and are part of a graduate program or school. If your post-baccalaureate programs meet those criteria, then report students in these programs. Otherwise, they fall out of bounds of this study and should be excluded.

How do I report students who are enrolled in two programs?

For students enrolled in two programs, count them in the more advanced program. For example, students enrolled in a master's and a certificate program should be counted as a master's students, not certificate students. If a student is enrolled in two separate graduate programs, count enrollment only once. For example, in the case of a student who is enrolled in two master's programs, choose one of the programs for reporting purposes.

How do I report students who earn two degrees?

Students enrolled in a joint degree program should be counted only once. In all other instances, report both degrees awarded. For example, if a student earns a master's degree and a certificate, record both degrees. If a student is enrolled in two separate graduate programs, count both degrees.

What is the difference between a respondent and a user?

There is no difference. Respondent and user are used synonymously throughout the survey materials and Web-based system. A respondent (or user) refers to an individual who has been assigned by the institution administrator to complete one or more CIP Data Sheets.

How were the race/ethnicity and citizenship categories developed?

The race/ethnicity and citizenship categories reflect the categories implemented by the U.S. Department of Education for the Integrated Postsecondary Education Data System (IPEDS).

Institution Account Information

How do I give someone access to this system for our institution?

Please see the instructions in Appendix D.

I need to make changes/corrections to the graduate dean or institution administrator information that was included in the e-mail you sent to me. How do I make updates?

These types of changes are now self-serve. Please see the instructions in Appendix D.

Uploading Data

Can I upload my institution's data from an Excel file?

No. The system only accepts files in .csv format, but in Excel you can "save as" a .csv file.

I had problems with the data upload and need to reload the data file. Do I need to delete the data that is already in the Data Sheets before I reload the data?

No. The data on the Data Sheets will be overwritten with the new data from the data upload as long as they have not been marked as complete. If they are marked as complete, they must be rolled back before they are reloaded.

My data file won't upload. Why?

Records can be rejected for the following reasons:

- The survey year is not the current survey year
- The record contains values other than blanks and numbers
- A "Completed" Data Sheet for a record you are trying to upload is already in the system (that file must be rolled back first)

I've uploaded my institution's data and don't understand why I have to go into each Data Sheet to "Complete" the sheet. Couldn't the data validation for all Data Sheets be performed in batch mode for users who upload their data?

The system requires data validation to ensure that any data errors are corrected before data is saved in the survey database. Bulk updates may be added in a future release.

Manual Data Entry

I entered data in the shaded total cells in question 1 and now I am unable to enter data in the white cells?

To enter data into the white (detail) cells, you must first delete the data in the shaded (total) cells. Once the data in the shaded cells are deleted, you will be able to enter data into the white cells, and the data will automatically sum to the totals in the shaded cells.

Survey Submission

I'm ready to submit the survey, but I don't see a "Submit" button.

The "Submit" button will be displayed only if the status of the Total Data Sheet and all Data sheets are in a "Completed" status. If the "Submit" button does not display, check to make sure that all Data Sheets have a status of "Completed." For any Data Sheets that have a status of "In Progress," you will need to go into the Data Sheet and click on the "Complete" button to begin data validation and change the status from "In Progress" to "Completed." Once the status of all Data Sheets is "Completed," the "Submit" button will enable. Please note, the system will automatically calculate a "Total" data sheet if CIP data sheets are entered/uploaded and it may take several minutes for it to complete and the "Submit" button to enable.

I submitted my survey and now I need to make a change. What do I do?

Contact ETS at CGSEnrollmentSurvey@ets.org. ETS staff will change the status of your survey to "Completed-Not Submitted" and then you will be able to make the necessary changes.

I've submitted the survey and would like to print a set of completed Data Sheets for my institution. Can I do that?

Once your data are submitted, if you navigate to view the survey data sheets, you can click on the green "download all" button, and a datafile will be created with all data sheets in it. It can be saved as .xls, .csv or other file formats.

How do I know if my survey has been successfully submitted?

You will receive both a message on the screen and an email confirmation indicating that your survey was successfully submitted.

Appendix A

Survey Definitions

Gender

Men – Individuals who indicate their gender identity is male.

Other – Individuals who indicate a gender identity other than male or female, or whose gender identity is unknown.

Women – Individuals who indicate their gender identity is female.

Race/Ethnicity and Citizenship

American Indian/Alaskan Native – A U.S. citizen or permanent resident having origins in any of the original peoples of North and South America (including Central America) who maintains cultural identification through tribal affiliation or community attachment.

Asian – A U.S. citizen or permanent resident having origins in any of the original peoples of the Far East, Southeast Asia, or the Indian subcontinent, including, for example, Cambodia, China, India, Japan, Malaysia, Pakistan, the Philippines, South Korea, Thailand and Vietnam.

Black/African American – A U.S. citizen or permanent resident having origins in any of the Black racial groups of Africa (except those of Hispanic origin).

Citizenship Unknown – Includes individuals whose citizenship is not known.

Hispanic/Latino – A U.S. citizen or permanent resident of Cuban, Mexican, Puerto Rican, South or Central American, or other Spanish culture or origin, regardless of race.

International Student – A person who is not a citizen, national, or permanent resident of the United States and who is in the country on a visa or temporary basis and does not have the right to remain indefinitely.

Native Hawaiian/Other Pacific Islander – A U.S. citizen or permanent resident having origins in any of the original peoples of Hawaii, Guam, Samoa or other Pacific islands.

Race/Ethnicity Unknown – Includes U.S. citizens and permanent residents whose race/ethnicity is not known.

Two or More Races – A U.S. citizen or permanent resident having origins in any two or more of the following race categories: American Indian/Alaskan Native, Asian, Black/African American, Native Hawaiian/Other Pacific Islander or White. **Note:** All individuals of Hispanic/Latino origin should be reported as Hispanic/Latino, regardless of race.

White – A U.S. citizen or permanent resident having origins in any of the original peoples of Europe, North Africa or the Middle East (except those of Hispanic origin).

Enrollment

Doctoral Enrollment – The total number of students enrolled in programs leading directly to the doctoral degree AND the total number of students enrolled in doctoral programs where a master's degree is earned in route to the doctoral degree.

Doctoral First-time Enrollment – The total number of students enrolled for the first time in programs leading directly to the doctoral degree AND the total number of students enrolled in doctoral programs where a master's degree is earned in route to the doctoral degree.

First-time Enrollment – Students admitted and enrolled for the first time in graduate certificate, master's, education specialist, or doctoral programs at your institution for the fall term.

Full-time Enrollment – Students enrolled for credit in graduate degree programs who are engaged full time in training activities in their field; these activities may embrace any appropriate combination of study, teaching, and research, depending on your institution's own policy.

Master's & Other Enrollment – The total number of students enrolled in programs specifically leading to the master's degree and other non-doctoral programs (for example, graduate certificate programs and education specialist programs).

Master's & Other First-time Enrollment – The total number of students enrolled for the first time in programs specifically leading to the master's degree and other non-doctoral programs (for example, graduate certificate programs and education specialist programs).

Part-time Enrollment – Students enrolled in graduate degree programs who are NOT pursuing graduate work full time as defined above.

Degrees Conferred

Doctoral Degrees Conferred – Degrees conferred in doctoral programs.

Education Specialist – An award that requires completion of an organized program of study generally equivalent to 30 to 45 credit hours beyond the master's degree.

Graduate Certificates - An award that requires completion of an organized program of study equivalent to 15 to 18 semester credit hours beyond the bachelor's degree. It is designed for persons who have completed a baccalaureate degree but does not meet the requirements of a master's degree. Graduate certificates include both post-baccalaureate and post-master's certificates.

Master's and Other Degrees Conferred – Degrees conferred in master's and other non-doctoral programs (for example, education specialist programs).

Completed Applications Submitted

Offers of Admission – The number of individuals who have fulfilled the institution's requirements to be considered for admission (including payment or waiving of the application fee, if any) and have been granted an offer of acceptance. Do not include students who have applied as transfers or for readmission. Exclude applications withdrawn by the student.

Doctoral Applications – The total number of individuals who have fulfilled the institution's requirements to be considered for admission (including payment or waiving of the application fee, if any) at the doctoral level.

Master's & Other Applications – The total number of individuals who have fulfilled the institution's requirements to be considered for admission (including payment or waiving of the application fee, if any) at the master's level and other non-doctoral programs for which admission is required.

Not Accepted – The number of individuals who have fulfilled the institution's requirements to be considered for admission (including payment or waiving of the application fee, if any) and have been denied acceptance. Do not include students who have applied as transfers or for readmission. Exclude applications withdrawn by the student.

Other

Rural Status - Individuals who attended high school in rural areas. Following the NCES locale classification, a general geographic indicator that categorizes U.S. territory into four types of areas: City, Suburban, Town, and Rural. Each type of area contains three subtypes. The rural areas in this survey include the NCES rural locale three subtypes: Rural-Fringe, Rural-Distant and Rural-Remote. The NCES rural locale assignments rely on the Census Bureau's designation of non-urban territory as rural.

Disability Status - Individuals self-identifying as having a disability or condition that impacts their learning, working, or living activities.

Veteran Status - Individuals who are veteran or military service members, including current or former member of the U.S. Armed Forces, Reserves, or National Guard.

First-generation Status - Individuals who self-identify as first-generation students. Individuals neither of whose parents or guardians earned a bachelor's degree or higher.

Appendix B

Record Layout for Data Uploads

Field	Start
	Column
Institution code	1
IPEDS ID Code	2
CIP code (Enter 00 for Total)	3
Survey Year	4
Question I: Graduate Enrollment for 2025 Fall Term	
First-time Enrollment, Master's & Other Men	5
First-time Enrollment, Master's & Other Women	6
First-time Enrollment, Master's & Other Other	7
First-time Enrollment, Master's & Other Total	8
First-time Enrollment, Doctorate Men	9
First-time Enrollment, Doctorate Women	10
First-time Enrollment, Doctorate Other	11
First-time Enrollment, Doctorate Total	12
First-time Enrollment, Total Men	13
First-time Enrollment, Total Women	14
First-time Enrollment, Total Other	15
First-time Enrollment, Total Total	16
First-time Enrollment, Full-time Men	17
First-time Enrollment, Full-time Women	18
First-time Enrollment, Full-time Other	19
First-time Enrollment, Full-time Total	20
First-time Enrollment, Part-time Men	21
First-time Enrollment, Part-time Women	22
First-time Enrollment, Part-time Other	23
First-time Enrollment, Part-time Total	24
First-time Enrollment, Total Men	25
First-time Enrollment, Total Women	26
First-time Enrollment, Total Other	27
First-time Enrollment, Total Total	28
Total Enrollment, Master's & Other Men	29
Total Enrollment, Master's & Other Women	30
Total Enrollment, Master's & Other Other	31
Total Enrollment, Master's & Other Total	32
Total Enrollment, Doctorate Men	33

Total Enrollment, Doctorate Women	34
Total Enrollment, Doctorate Other	35
Total Enrollment, Doctorate Total	36
Total Enrollment, Total Men	37
Total Enrollment, Total Women	38
Total Enrollment, Total Other	39
Total Enrollment, Total Total	40
Total Enrollment, Full-time Men	41
Total Enrollment, Full-time Women	42
Total Enrollment, Full-time Other	43
Total Enrollment, Full-time Total	44
Total Enrollment, Part-time Men	45
Total Enrollment, Part-time Women	46
Total Enrollment, Part-time Other	47
Total Enrollment, Part-time Total	48
Total Enrollment, Total Men	49
Total Enrollment, Total Women	50
Total Enrollment, Total Other	51
Total Enrollment, Total Total	52
Question II: Number of Degrees Conferred between July 1, 2024 and June 30, 2025	
Master's and Other Degrees Conferred, Men	53
Master's and Other Degrees Conferred, Women	54
Master's and Other Degrees Conferred, Other	55
Master's and Other Degrees Conferred, Total	56
Doctorate Degrees Conferred, Men	57
Doctorate Degrees Conferred, Women	58
Doctorate Degrees Conferred, Other	59
Doctorate Degrees Conferred, Total	60
Graduate Certificates, Men	61
Graduate Certificates, Women	62
Graduate Certificates, Other	63
Graduate Certificates, Total	64
Question III: Number of Completed Applications Submitted for 2025 Fall Term	
Offers of Admission Master's & Other	65
Offers of Admission, Doctorate	66
Offers of Admission, Total	67
Applications Not Accepted, Master's & Other	68
Applications Not Accepted, Doctorate	69
Applications Not Accepted, Total	70
Total Applications, Master's & Other	71
Total Applications, Doctorate	72
Total Applications, Total	73

Question IV: Master's and Other Graduate Enrollment by Race/Ethnicity for 2025 Fall Term	
Master's & Other First-time, Hispanic/Latino (of any race) Men	74
Master's & Other First-time, Hispanic/Latino (of any race) Women	75
Master's & Other First-time, Hispanic/Latino (of any race) Other	76
Master's & Other First-time, Hispanic/Latino (of any race) Total	77
Master's & Other First-time, American Indian/Alaskan Native Men	78
Master's & Other First-time, American Indian/Alaskan Native Women	79
Master's & Other First-time, American Indian/Alaskan Native Other	80
Master's & Other First-time, American Indian/Alaskan Native Total	81
Master's & Other First-time, Asian Men	82
Master's & Other First-time, Asian Women	83
Master's & Other First-time, Asian Other	84
Master's & Other First-time, Asian Total	85
Master's & Other First-time, Black/African American Men	86
Master's & Other First-time, Black/African American Women	87
Master's & Other First-time, Black/African American Other	88
Master's & Other First-time, Black/African American Total	89
Master's & Other First-time, Native Hawaiian/Other Pacific Islander Men	90
Master's & Other First-time, Native Hawaiian/Other Pacific Islander Women	91
Master's & Other First-time, Native Hawaiian/Other Pacific Islander Other	92
Master's & Other First-time, Native Hawaiian/Other Pacific Islander Total	93
Master's & Other First-time, White Men	94
Master's & Other First-time, White Women	95
Master's & Other First-time, White Other	96
Master's & Other First-time, White Total	97
Master's & Other First-time, Two or More Races Men	98
Master's & Other First-time, Two or More Races Women	99
Master's & Other First-time, Two or More Races Other	100
Master's & Other First-time, Two or More Races Total	101
Master's & Other First-time, Race/Ethnicity Unknown Men	102
Master's & Other First-time, Race/Ethnicity Unknown Women	103
Master's & Other First-time, Race/Ethnicity Unknown Other	104
Master's & Other First-time, Race/Ethnicity Unknown Total	105
Master's & Other First-time, U.S Citizens and Permanent Residents Men	106
Master's & Other First-time, U.S Citizens and Permanent Residents Women	107
Master's & Other First-time, U.S Citizens and Permanent Residents Other	108
Master's & Other First-time, U.S Citizens and Permanent Residents Total	109
Master's & Other First-time, International Students Men	110
Master's & Other First-time, International Students Women	111
Master's & Other First-time, International Students Other	112
Master's & Other First-time, International Students Total	113
Master's & Other First-time, Citizenship Unknown Men	114

Master's & Other First-time, Citizenship Unknown Women	115
Master's & Other First-time, Citizenship Unknown Other	116
Master's & Other First-time, Citizenship Unknown Total	117
Master's & Other First-time, Total Men	118
Master's & Other First-time, Total Women	119
Master's & Other First-time, Total Other	120
Master's & Other First-time, Total Total	121
Master's & Other Total, Hispanic/Latino (of any race) Men	122
Master's & Other Total, Hispanic/Latino (of any race) Women	123
Master's & Other Total, Hispanic/Latino (of any race) Other	124
Master's & Other Total, Hispanic/Latino (of any race) Total	125
Master's & Other Total, American Indian/Alaskan Native Men	126
Master's & Other Total, American Indian/Alaskan Native Women	127
Master's & Other Total, American Indian/Alaskan Native Other	128
Master's & Other Total, American Indian/Alaskan Native Total	129
Master's & Other Total, Asian Men	130
Master's & Other Total, Asian Women	131
Master's & Other Total, Asian Other	132
Master's & Other Total, Asian Total	133
Master's & Other Total, Black/African American Men	134
Master's & Other Total, Black/African American Women	135
Master's & Other Total, Black/African American Other	136
Master's & Other Total, Black/African American Total	137
Master's & Other Total, Native Hawaiian/Other Pacific Islander Men	138
Master's & Other Total, Native Hawaiian/Other Pacific Islander Women	139
Master's & Other Total, Native Hawaiian/Other Pacific Islander Other	140
Master's & Other Total, Native Hawaiian/Other Pacific Islander Total	141
Master's & Other Total, White Men	142
Master's & Other Total, White Women	143
Master's & Other Total, White Other	144
Master's & Other Total, White Total	145
Master's & Other Total, Two or More Races Men	146
Master's Total, Two or More Races Women	147
Master's Total, Two or More Races Other	148
Master's Total, Two or More Races Total	149
Master's Total, Race/Ethnicity Unknown Men	150
Master's Total, Race/Ethnicity Unknown Women	151
Master's Total, Race/Ethnicity Unknown Other	152
Master's Total, Race/Ethnicity Unknown Total	153
Master's Total, U.S Citizens and Permanent Residents Men	154
Master's Total, U.S Citizens and Permanent Residents Women	155
Master's Total, U.S Citizens and Permanent Residents Other	156

Master's Total, U.S Citizens and Permanent Residents Total	157
Master's & Other Total, International Students Men	158
Master's & Other Total, International Students Women	159
Master's & Other Total, International Students Other	160
Master's & Other Total, International Students Total	161
Master's Total, Citizenship Unknown Men	162
Master's Total, Citizenship Unknown Women	163
Master's Total, Citizenship Unknown Other	164
Master's Total, Citizenship Unknown Total	165
Master's Total, Total Men	166
Master's Total, Total Women	167
Master's Total, Total Other	168
Master's Total, Total Total	169
Question V: Doctoral Graduate Enrollment by Race/Ethnicity for 2025 Fall Term	
Doctoral First-time, Hispanic/Latino (of any race) Men	170
Doctoral First-time, Hispanic/Latino (of any race) Women	171
Doctoral First-time, Hispanic/Latino (of any race) Other	172
Doctoral First-time, Hispanic/Latino (of any race) Total	173
Doctoral First-time, American Indian/Alaskan Native Men	174
Doctoral First-time, American Indian/Alaskan Native Women	175
Doctoral First-time, American Indian/Alaskan Native Other	176
Doctoral First-time, American Indian/Alaskan Native Total	177
Doctoral First-time, Asian Men	178
Doctoral First-time, Asian Women	179
Doctoral First-time, Asian Other	180
Doctoral First-time, Asian Total	181
Doctoral First-time, Black/African American Men	182
Doctoral First-time, Black/African American Women	183
Doctoral First-time, Black/African American Other	184
Doctoral First-time, Black/African American Total	185
Doctoral First-time, Native Hawaiian/Other Pacific Islander Men	186
Doctoral First-time, Native Hawaiian/Other Pacific Islander Women	187
Doctoral First-time, Native Hawaiian/Other Pacific Islander Other	188
Doctoral First-time, Native Hawaiian/Other Pacific Islander Total	189
Doctoral First-time, White Men	190
Doctoral First-time, White Women	191
Doctoral First-time, White Other	192
Doctoral First-time, White Total	193
Doctoral First-time, Two or More Races Men	194
Doctoral First-time, Two or More Races Women	195
Doctoral First-time, Two or More Races Other	196
Doctoral First-time, Two or More Races Total	197

Doctoral First-time, Race/Ethnicity Unknown Men	198
Doctoral First-time, Race/Ethnicity Unknown Women	199
Doctoral First-time, Race/Ethnicity Unknown Other	200
Doctoral First-time, Race/Ethnicity Unknown Total	201
Doctoral First-time, U.S Citizens and Permanent Residents Men	202
Doctoral First-time, U.S Citizens and Permanent Residents Women	203
Doctoral First-time, U.S Citizens and Permanent Residents Other	204
Doctoral First-time, U.S Citizens and Permanent Residents Total	205
Doctoral First-time, International Students Men	206
Doctoral First-time, International Students Women	207
Doctoral First-time, International Students Other	208
Doctoral First-time, International Students Total	209
Doctoral First-time, Citizenship Unknown Men	210
Doctoral First-time, Citizenship Unknown Women	211
Doctoral First-time, Citizenship Unknown Other	212
Doctoral First-time, Citizenship Unknown Total	213
Doctoral First-time, Total Men	214
Doctoral First-time, Total Women	215
Doctoral First-time, Total Other	216
Doctoral First-time, Total Total	217
Doctoral Total, Hispanic/Latino (of any race) Men	218
Doctoral Total, Hispanic/Latino (of any race) Women	219
Doctoral Total, Hispanic/Latino (of any race) Other	220
Doctoral Total, Hispanic/Latino (of any race) Total	221
Doctoral Total, American Indian/Alaskan Native Men	222
Doctoral Total, American Indian/Alaskan Native Women	223
Doctoral Total, American Indian/Alaskan Native Other	224
Doctoral Total, American Indian/Alaskan Native Total	225
Doctoral Total, Asian Men	226
Doctoral Total, Asian Women	227
Doctoral Total, Asian Other	228
Doctoral Total, Asian Total	229
Doctoral Total, Black/African American Men	230
Doctoral Total, Black/African American Women	231
Doctoral Total, Black/African American Other	232
Doctoral Total, Black/African American Total	233
Doctoral Total, Native Hawaiian/Other Pacific Islander Men	234
Doctoral Total, Native Hawaiian/Other Pacific Islander Women	235
Doctoral Total, Native Hawaiian/Other Pacific Islander Other	236
Doctoral Total, Native Hawaiian/Other Pacific Islander Total	237
Doctoral Total, White Men	238
Doctoral Total, White Women	239

Doctoral Total, White Other	240
Doctoral Total, White Total	241
Doctoral Total, Two or More Races Men	242
Doctoral Total, Two or More Races Women	243
Doctoral Total, Two or More Races Other	244
Doctoral Total, Two or More Races Total	245
Doctoral Total, Race/Ethnicity Unknown Men	246
Doctoral Total, Race/Ethnicity Unknown Women	247
Doctoral Total, Race/Ethnicity Unknown Other	248
Doctoral Total, Race/Ethnicity Unknown Total	249
Doctoral Total, U.S Citizens and Permanent Residents Men	250
Doctoral Total, U.S Citizens and Permanent Residents Women	251
Doctoral Total, U.S Citizens and Permanent Residents Other	252
Doctoral Total, U.S Citizens and Permanent Residents Total	253
Doctoral Total, International Students Men	254
Doctoral Total, International Students Women	255
Doctoral Total, International Students Other	256
Doctoral Total, International Students Total	257
Doctoral Total, Citizenship Unknown Men	258
Doctoral Total, Citizenship Unknown Women	259
Doctoral Total, Citizenship Unknown Other	260
Doctoral Total, Citizenship Unknown Total	261
Doctoral Total, Total Men	262
Doctoral Total, Total Women	263
Doctoral Total, Total Other	264
Doctoral Total, Total Total	265
Question VI: Master's and Other Applications by Race/Ethnicity for 2025 Fall Term	
Master's & Other Applications, Hispanic/Latino (of any race) Men	266
Master's & Other Applications, Hispanic/Latino (of any race) Women	267
Master's & Other Applications, Hispanic/Latino (of any race) Other	268
Master's & Other Applications, Hispanic/Latino (of any race) Total	269
Master's & Other Applications, American Indian/Alaskan Native Men	270
Master's & Other Applications, American Indian/Alaskan Native Women	271
Master's & Other Applications, American Indian/Alaskan Native Other	272
Master's & Other Applications, American Indian/Alaskan Native Total	273
Master's & Other Applications, Asian Men	274
Master's & Other Applications, Asian Women	275
Master's & Other Applications, Asian Other	276
Master's & Other Applications, Asian Total	277
Master's & Other Applications, Black/African American Men	278
Master's & Other Applications, Black/African American Women	279
Master's & Other Applications, Black/African American Other	280

Master's & Other Applications, Black/African American Total	281
Master's & Other Applications, Native Hawaiian/Other Pacific Islander Men	282
Master's & Other Applications, Native Hawaiian/Other Pacific Islander Women	283
Master's & Other Applications, Native Hawaiian/Other Pacific Islander Other	284
Master's & Other Applications, Native Hawaiian/Other Pacific Islander Total	285
Master's & Other Applications, White Men	286
Master's & Other Applications, White Women	287
Master's & Other Applications, White Other	288
Master's & Other Applications, White Total	289
Master's & Other Applications, Two or More Races Men	290
Master's & Other Applications, Two or More Races Women	291
Master's & Other Applications, Two or More Races Other	292
Master's & Other Applications, Two or More Races Total	293
Master's & Other Applications, Race/Ethnicity Unknown Men	294
Master's & Other Applications, Race/Ethnicity Unknown Women	295
Master's & Other Applications, Race/Ethnicity Unknown Other	296
Master's & Other Applications, Race/Ethnicity Unknown Total	297
Master's & Other Applications, U.S Citizens and Permanent Residents Men	298
Master's & Other Applications, U.S Citizens and Permanent Residents Women	299
Master's & Other Applications, U.S Citizens and Permanent Residents Other	300
Master's & Other Applications, U.S Citizens and Permanent Residents Total	301
Master's & Other Applications, International Students Men	302
Master's & Other Applications, International Students Women	303
Master's & Other Applications, International Students Other	304
Master's & Other Applications, International Students Total	305
Master's & Other Applications, Citizenship Unknown Men	306
Master's & Other Applications, Citizenship Unknown Women	307
Master's & Other Applications, Citizenship Unknown Other	308
Master's & Other Applications, Citizenship Unknown Total	309
Master's & Other Applications, Total Men	310
Master's & Other Applications, Total Women	311
Master's & Other Applications, Total Other	312
Master's & Other Applications, Total Total	313
Master's & Other Offers of Admission, Hispanic/Latino (of any race) Men	314
Master's & Other Offers of Admission, Hispanic/Latino (of any race) Women	315
Master's & Other Offers of Admission, Hispanic/Latino (of any race) Other	316
Master's & Other Offers of Admission, Hispanic/Latino (of any race) Total	317
Master's & Other Offers of Admission, American Indian/Alaskan Native Men	318
Master's & Other Offers of Admission, American Indian/Alaskan Native Women	319
Master's & Other Offers of Admission, American Indian/Alaskan Native Other	320
Master's & Other Offers of Admission, American Indian/Alaskan Native Total	321
Master's & Other Offers of Admission, Asian Men	322

Master's & Other Offers of Admission, Asian Women	323
Master's & Other Offers of Admission, Asian Other	324
Master's & Other Offers of Admission, Asian Total	325
Master's & Other Offers of Admission, Black/African American Men	326
Master's & Other Offers of Admission, Black/African American Women	327
Master's & Other Offers of Admission, Black/African American Other	328
Master's & Other Offers of Admission, Black/African American Total	329
Master's & Other Offers of Admission, Native Hawaiian/Other Pacific Islander Men	330
Master's & Other Offers of Admission, Native Hawaiian/Other Pacific Islander Women	331
Master's & Other Offers of Admission, Native Hawaiian/Other Pacific Islander Other	332
Master's & Other Offers of Admission, Native Hawaiian/Other Pacific Islander Total	333
Master's & Other Offers of Admission, White Men	334
Master's & Other Offers of Admission, White Women	335
Master's & Other Offers of Admission, White Other	336
Master's & Other Offers of Admission, White Total	337
Master's & Other Offers of Admission, Two or More Races Men	338
Master's & Other Offers of Admission, Two or More Races Women	339
Master's & Other Offers of Admission, Two or More Races Other	340
Master's & Other Offers of Admission, Two or More Races Total	341
Master's & Other Offers of Admission, Race/ Ethnicity Unknown Men	342
Master's & Other Offers of Admission, Race/ Ethnicity Unknown Women	343
Master's & Other Offers of Admission, Race/ Ethnicity Unknown Other	344
Master's & Other Offers of Admission, Race/ Ethnicity Unknown Total	345
Master's & Other Offers of Admission, U.S Citizens and Permanent Residents Men	346
Master's & Other Offers of Admission, U.S Citizens and Permanent Residents Women	347
Master's & Other Offers of Admission, U.S Citizens and Permanent Residents Other	348
Master's & Other Offers of Admission, U.S Citizens and Permanent Residents Total	349
Master's & Other Offers of Admission, International Students Men	350
Master's & Other Offers of Admission, International Students Women	351
Master's & Other Offers of Admission, International Students Other	352
Master's & Other Offers of Admission, International Students Total	353
Master's & Other Offers of Admission, Citizenship Unknown Men	354
Master's & Other Offers of Admission, Citizenship Unknown Women	355
Master's & Other Offers of Admission, Citizenship Unknown Other	356
Master's & Other Offers of Admission, Citizenship Unknown Total	357
Master's & Other Offers of Admission, Total Men	358
Master's & Other Offers of Admission, Total Women	359
Master's & Other Offers of Admission, Total Other	360
Master's & Other Offers of Admission, Total Total	361
Question VII: Doctoral Applications by Race/Ethnicity for 2025 Fall Term	
Doctoral Applications, Hispanic/Latino (of any race) Men	362
Doctoral Applications, Hispanic/Latino (of any race) Women	363

Doctoral Applications, Hispanic/Latino (of any race) Other	364
Doctoral Applications, Hispanic/Latino (of any race) Total	365
Doctoral Applications, American Indian/Alaskan Native Men	366
Doctoral Applications, American Indian/Alaskan Native Women	367
Doctoral Applications, American Indian/Alaskan Native Other	368
Doctoral Applications, American Indian/Alaskan Native Total	369
Doctoral Applications, Asian Men	370
Doctoral Applications, Asian Women	371
Doctoral Applications, Asian Other	372
Doctoral Applications, Asian Total	373
Doctoral Applications, Black/African American Men	374
Doctoral Applications, Black/African American Women	375
Doctoral Applications, Black/African American Other	376
Doctoral Applications, Black/African American Total	377
Doctoral Applications, Native Hawaiian/Other Pacific Islander Men	378
Doctoral Applications, Native Hawaiian/Other Pacific Islander Women	379
Doctoral Applications, Native Hawaiian/Other Pacific Islander Other	380
Doctoral Applications, Native Hawaiian/Other Pacific Islander Total	381
Doctoral Applications, White Men	382
Doctoral Applications, White Women	383
Doctoral Applications, White Other	384
Doctoral Applications, White Total	385
Doctoral Applications, Two or More Races Men	386
Doctoral Applications, Two or More Races Women	387
Doctoral Applications, Two or More Races Other	388
Doctoral Applications, Two or More Races Total	389
Doctoral Applications, Race/Ethnicity Unknown Men	390
Doctoral Applications, Race/Ethnicity Unknown Women	391
Doctoral Applications, Race/Ethnicity Unknown Other	392
Doctoral Applications, Race/Ethnicity Unknown Total	393
Doctoral Applications, U.S Citizens and Permanent Residents Men	394
Doctoral Applications, U.S Citizens and Permanent Residents Women	395
Doctoral Applications, U.S Citizens and Permanent Residents Other	396
Doctoral Applications, U.S Citizens and Permanent Residents Total	397
Doctoral Applications, International Students Men	398
Doctoral Applications, International Students Women	399
Doctoral Applications, International Students Other	400
Doctoral Applications, International Students Total	401
Doctoral Applications, Citizenship Unknown Men	402
Doctoral Applications, Citizenship Unknown Women	403
Doctoral Applications, Citizenship Unknown Other	404
Doctoral Applications, Citizenship Unknown Total	405

Doctoral Applications, Total Men	406
Doctoral Applications, Total Women	407
Doctoral Applications, Total Other	408
Doctoral Applications, Total Total	409
Doctoral Offers of Admission, Hispanic/Latino (of any race) Men	410
Doctoral Offers of Admission, Hispanic/Latino (of any race) Women	411
Doctoral Offers of Admission, Hispanic/Latino (of any race) Other	412
Doctoral Offers of Admission, Hispanic/Latino (of any race) Total	413
Doctoral Offers of Admission, American Indian/Alaskan Native Men	414
Doctoral Offers of Admission, American Indian/Alaskan Native Women	415
Doctoral Offers of Admission, American Indian/Alaskan Native Other	416
Doctoral Offers of Admission, American Indian/Alaskan Native Total	417
Doctoral Offers of Admission, Asian Men	418
Doctoral Offers of Admission, Asian Women	419
Doctoral Offers of Admission, Asian Other	420
Doctoral Offers of Admission, Asian Total	421
Doctoral Offers of Admission, Black/African American Men	422
Doctoral Offers of Admission, Black/African American Women	423
Doctoral Offers of Admission, Black/African American Other	424
Doctoral Offers of Admission, Black/African American Total	425
Doctoral Offers of Admission, Native Hawaiian/ Other Pacific Islander Men	426
Doctoral Offers of Admission, Native Hawaiian/ Other Pacific Islander Women	427
Doctoral Offers of Admission, Native Hawaiian/ Other Pacific Islander Other	428
Doctoral Offers of Admission, Native Hawaiian/ Other Pacific Islander Total	429
Doctoral Offers of Admission, White Men	430
Doctoral Offers of Admission, White Women	431
Doctoral Offers of Admission, White Other	432
Doctoral Offers of Admission, White Total	433
Doctoral Offers of Admission, Two or More Races Men	434
Doctoral Offers of Admission, Two or More Races Women	435
Doctoral Offers of Admission, Two or More Races Other	436
Doctoral Offers of Admission, Two or More Races Total	437
Doctoral Offers of Admission, Race/Ethnicity Unknown Men	438
Doctoral Offers of Admission, Race/Ethnicity Unknown Women	439
Doctoral Offers of Admission, Race/Ethnicity Unknown Other	440
Doctoral Offers of Admission, Race/Ethnicity Unknown Total	441
Doctoral Offers of Admission, U.S Citizens and Permanent Residents Men	442
Doctoral Offers of Admission, U.S Citizens and Permanent Residents Women	443
Doctoral Offers of Admission, U.S Citizens and Permanent Residents Other	444
Doctoral Offers of Admission, U.S Citizens and Permanent Residents Total	445
Doctoral Offers of Admission, International Students Men	446
Doctoral Offers of Admission, International Students Women	447

Doctoral Offers of Admission, International Students Other	448
Doctoral Offers of Admission, International Students Total	449
Doctoral Offers of Admission, Citizenship Unknown Men	450
Doctoral Offers of Admission, Citizenship Unknown Women	451
Doctoral Offers of Admission, Citizenship Unknown Other	452
Doctoral Offers of Admission, Citizenship Unknown Total	453
Doctoral Offers of Admission, Total Men	454
Doctoral Offers of Admission, Total Women	455
Doctoral Offers of Admission, Total Other	456
Doctoral Offers of Admission, Total Total	457
Question VIII: Number of Applications and First-Time Enrollment for 2025 Fall Term	
Rural Status, Total Applications	458
Rural Status, Offers of Admission	459
Rural Status, First-Time Enrollment	460
Disability Status, Total Applications	461
Disability Status, Offers of Admission	462
Disability Status, First-Time Enrollment	463
Veteran Status, Total Applications	464
Veteran Status, Offers of Admission	465
Veteran Status, First-Time Enrollment	466
First-Generation Status, Total Applications	467
First-Generation Status, Offers of Admission	468
First-Generation Status, First-Time Enrollment	469
Question IX: International Graduate Applications by Selected Countries/Region for 2025 Fall Term	
Total Applications, Bangladesh, Master's and Other	470
Total Applications, Bangladesh, Doctorate	471
Total Applications, Bangladesh, Total	472
Total Applications, Brazil, Master's and Other	473
Total Applications, Brazil, Doctorate	474
Total Applications, Brazil, Total	475
Total Applications, Canada, Master's and Other	476
Total Applications, Canada, Doctorate	477
Total Applications, Canada, Total	478
Total Applications, China, Master's and Other	479
Total Applications, China, Doctorate	480
Total Applications, China, Total	481
Total Applications, Colombia, Master's and Other	482
Total Applications, Colombia, Doctorate	483
Total Applications, Colombia, Total	484
Total Applications, France, Master's and Other	485
Total Applications, France, Doctorate	486

Total Applications, France, Total	487
Total Applications, Germany, Master's and Other	488
Total Applications, Germany, Doctorate	489
Total Applications, Germany, Total	490
Total Applications, Ghana, Master's and Other	491
Total Applications, Ghana, Doctorate	492
Total Applications, Ghana, Total	493
Total Applications, Hong Kong, Master's and Other	494
Total Applications, Hong Kong, Doctorate	495
Total Applications, Hong Kong, Total	496
Total Applications, India, Master's and Other	497
Total Applications, India, Doctorate	498
Total Applications, India, Total	499
Total Applications, Indonesia, Master's and Other	500
Total Applications, Indonesia, Doctorate	501
Total Applications, Indonesia, Total	502
Total Applications, Iran, Master's and Other	503
Total Applications, Iran, Doctorate	504
Total Applications, Iran, Total	505
Total Applications, Italy, Master's and Other	506
Total Applications, Italy, Doctorate	507
Total Applications, Italy, Total	508
Total Applications, Japan, Master's and Other	509
Total Applications, Japan, Doctorate	510
Total Applications, Japan, Total	511
Total Applications, Mexico, Master's and Other	512
Total Applications, Mexico, Doctorate	513
Total Applications, Mexico, Total	514
Total Applications, Nepal, Master's and Other	515
Total Applications, Nepal, Doctorate	516
Total Applications, Nepal, Total	517
Total Applications, Nigeria, Master's and Other	518
Total Applications, Nigeria, Doctorate	519
Total Applications, Nigeria, Total	520
Total Applications, Pakistan, Master's and Other	521
Total Applications, Pakistan, Doctorate	522
Total Applications, Pakistan, Total	523
Total Applications, Saudi Arabia, Master's and Other	524
Total Applications, Saudi Arabia, Doctorate	525
Total Applications, Saudi Arabia, Total	526
Total Applications, South Korea, Master's and Other	527
Total Applications, South Korea, Doctorate	528

Total Applications, South Korea, Total	529
Total Applications, Spain, Master's and Other	530
Total Applications, Spain, Doctorate	531
Total Applications, Spain, Total	532
Total Applications, Taiwan, Master's and Other	533
Total Applications, Taiwan, Doctorate	534
Total Applications, Taiwan, Total	535
Total Applications, Turkey/Türkiye, Master's and Other	536
Total Applications, Turkey/Türkiye, Doctorate	537
Total Applications, Turkey/Türkiye, Total	538
Total Applications, United Kingdom, Master's and Other	539
Total Applications, United Kingdom, Doctorate	540
Total Applications, United Kingdom, Total	541
Total Applications, Vietnam, Master's and Other	542
Total Applications, Vietnam, Doctorate	543
Total Applications, Vietnam, Total	544
Total Applications, Other Countries not listed, Master's and Other	545
Total Applications, Other Countries not listed, Doctorate	546
Total Applications, Other Countries not listed, Total	547
Total Applications, Total International Students, Master's and Other	548
Total Applications, Total International Students, Doctorate	549
Total Applications, Total International Students, Total	550
Offers of Admissions, Bangladesh, Master's and Other	551
Offers of Admissions, Bangladesh, Doctorate	552
Offers of Admissions, Bangladesh, Total	553
Offers of Admissions, Brazil, Master's and Other	554
Offers of Admissions, Brazil, Doctorate	555
Offers of Admissions, Brazil, Total	556
Offers of Admissions, Canada, Master's and Other	557
Offers of Admissions, Canada, Doctorate	558
Offers of Admissions, Canada, Total	559
Offers of Admissions, China, Master's and Other	560
Offers of Admissions, China, Doctorate	561
Offers of Admissions, China, Total	562
Offers of Admissions, Colombia, Master's and Other	563
Offers of Admissions, Colombia, Doctorate	564
Offers of Admissions, Colombia, Total	565
Offers of Admissions, France, Master's and Other	566
Offers of Admissions, France, Doctorate	567
Offers of Admissions, France, Total	568
Offers of Admissions, Germany, Master's and Other	569
Offers of Admissions, Germany, Doctorate	570

Offers of Admissions, Germany, Total	571
Offers of Admissions, Ghana, Master's and Other	572
Offers of Admissions, Ghana, Doctorate	573
Offers of Admissions, Ghana, Total	574
Offers of Admissions, Hong Kong, Master's and Other	575
Offers of Admissions, Hong Kong, Doctorate	576
Offers of Admissions, Hong Kong, Total	577
Offers of Admissions, India, Master's and Other	578
Offers of Admissions, India, Doctorate	579
Offers of Admissions, India, Total	580
Offers of Admissions, Indonesia, Master's and Other	581
Offers of Admissions, Indonesia, Doctorate	582
Offers of Admissions, Indonesia, Total	583
Offers of Admissions, Iran, Master's and Other	584
Offers of Admissions, Iran, Doctorate	585
Offers of Admissions, Iran, Total	586
Offers of Admissions, Italy, Master's and Other	587
Offers of Admissions, Italy, Doctorate	588
Offers of Admissions, Italy, Total	589
Offers of Admissions, Japan, Master's and Other	590
Offers of Admissions, Japan, Doctorate	591
Offers of Admissions, Japan, Total	592
Offers of Admissions, Mexico, Master's and Other	593
Offers of Admissions, Mexico, Doctorate	594
Offers of Admissions, Mexico, Total	595
Offers of Admissions, Nepal, Master's and Other	596
Offers of Admissions, Nepal, Doctorate	597
Offers of Admissions, Nepal, Total	598
Offers of Admissions, Nigeria, Master's and Other	599
Offers of Admissions, Nigeria, Doctorate	600
Offers of Admissions, Nigeria, Total	601
Offers of Admissions, Pakistan, Master's and Other	602
Offers of Admissions, Pakistan, Doctorate	603
Offers of Admissions, Pakistan, Total	604
Offers of Admissions, Saudi Arabia, Master's and Other	605
Offers of Admissions, Saudi Arabia, Doctorate	606
Offers of Admissions, Saudi Arabia, Total	607
Offers of Admissions, South Korea, Master's and Other	608
Offers of Admissions, South Korea, Doctorate	609
Offers of Admissions, South Korea, Total	610
Offers of Admissions, Spain, Master's and Other	611
Offers of Admissions, Spain, Doctorate	612

Offers of Admissions, Spain, Total	613
Offers of Admissions, Taiwan, Master's and Other	614
Offers of Admissions, Taiwan, Doctorate	615
Offers of Admissions, Taiwan, Total	616
Offers of Admissions, Turkey/Türkiye, Master's and Other	617
Offers of Admissions, Turkey/Türkiye, Doctorate	618
Offers of Admissions, Turkey/Türkiye, Total	619
Offers of Admissions, United Kingdom, Master's and Other	620
Offers of Admissions, United Kingdom, Doctorate	621
Offers of Admissions, United Kingdom, Total	622
Offers of Admissions, Vietnam, Master's and Other	623
Offers of Admissions, Vietnam, Doctorate	624
Offers of Admissions, Vietnam, Total	625
Offers of Admissions, Other Countries not listed, Master's and Other	626
Offers of Admissions, Other Countries not listed, Doctorate	627
Offers of Admissions, Other Countries not listed, Total	628
Offers of Admissions, Total International Students, Master's and Other	629
Offers of Admissions, Total International Students, Doctorate	630
Offers of Admissions, Total International Students, Total	631
Question X: International Graduate Enrollment by Selected Countries/Region and Degree Level for 2025 Fall Term	
First-Time Enrollment, Bangladesh, Master's and Other	632
First-Time Enrollment, Bangladesh, Doctorate	633
First-Time Enrollment, Bangladesh, Total	634
First-Time Enrollment, Brazil, Master's and Other	635
First-Time Enrollment, Brazil, Doctorate	636
First-Time Enrollment, Brazil, Total	637
First-Time Enrollment, Canada, Master's and Other	638
First-Time Enrollment, Canada, Doctorate	639
First-Time Enrollment, Canada, Total	640
First-Time Enrollment, China, Master's and Other	641
First-Time Enrollment, China, Doctorate	642
First-Time Enrollment, China, Total	643
First-Time Enrollment, Colombia, Master's and Other	644
First-Time Enrollment, Colombia, Doctorate	645
First-Time Enrollment, Colombia, Total	646
First-Time Enrollment, France, Master's and Other	647
First-Time Enrollment, France, Doctorate	648
First-Time Enrollment, France, Total	649
First-Time Enrollment, Germany, Master's and Other	650
First-Time Enrollment, Germany, Doctorate	651
First-Time Enrollment, Germany, Total	652

First-Time Enrollment, Ghana, Master's and Other	653
First-Time Enrollment, Ghana, Doctorate	654
First-Time Enrollment, Ghana, Total	655
First-Time Enrollment, Hong Kong, Master's and Other	656
First-Time Enrollment, Hong Kong, Doctorate	657
First-Time Enrollment, Hong Kong, Total	658
First-Time Enrollment, India, Master's and Other	659
First-Time Enrollment, India, Doctorate	660
First-Time Enrollment, India, Total	661
First-Time Enrollment, Indonesia, Master's and Other	662
First-Time Enrollment, Indonesia, Doctorate	663
First-Time Enrollment, Indonesia, Total	664
First-Time Enrollment, Iran, Master's and Other	665
First-Time Enrollment, Iran, Doctorate	666
First-Time Enrollment, Iran, Total	667
First-Time Enrollment, Italy, Master's and Other	668
First-Time Enrollment, Italy, Doctorate	669
First-Time Enrollment, Italy, Total	670
First-Time Enrollment, Japan, Master's and Other	671
First-Time Enrollment, Japan, Doctorate	672
First-Time Enrollment, Japan, Total	673
First-Time Enrollment, Mexico, Master's and Other	674
First-Time Enrollment, Mexico, Doctorate	675
First-Time Enrollment, Mexico, Total	676
First-Time Enrollment, Nepal, Master's and Other	677
First-Time Enrollment, Nepal, Doctorate	678
First-Time Enrollment, Nepal, Total	679
First-Time Enrollment, Nigeria, Master's and Other	680
First-Time Enrollment, Nigeria, Doctorate	681
First-Time Enrollment, Nigeria, Total	682
First-Time Enrollment, Pakistan, Master's and Other	683
First-Time Enrollment, Pakistan, Doctorate	684
First-Time Enrollment, Pakistan, Total	685
First-Time Enrollment, Saudi Arabia, Master's and Other	686
First-Time Enrollment, Saudi Arabia, Doctorate	687
First-Time Enrollment, Saudi Arabia, Total	688
First-Time Enrollment, South Korea, Master's and Other	689
First-Time Enrollment, South Korea, Doctorate	690
First-Time Enrollment, South Korea, Total	691
First-Time Enrollment, Spain, Master's and Other	692
First-Time Enrollment, Spain, Doctorate	693
First-Time Enrollment, Spain, Total	694

First-Time Enrollment, Taiwan, Master's and Other	695
First-Time Enrollment, Taiwan, Doctorate	696
First-Time Enrollment, Taiwan, Total	697
First-Time Enrollment, Turkey/Türkiye, Master's and Other	698
First-Time Enrollment, Turkey/Türkiye, Doctorate	699
First-Time Enrollment, Turkey/Türkiye, Total	700
First-Time Enrollment, United Kingdom, Master's and Other	701
First-Time Enrollment, United Kingdom, Doctorate	702
First-Time Enrollment, United Kingdom, Total	703
First-Time Enrollment, Vietnam, Master's and Other	704
First-Time Enrollment, Vietnam, Doctorate	705
First-Time Enrollment, Vietnam, Total	706
First-Time Enrollment, Other Countries not listed, Master's and Other	707
First-Time Enrollment, Other Countries not listed, Doctorate	708
First-Time Enrollment, Other Countries not listed, Total	709
First-Time Enrollment, Total International Students, Master's and Other	710
First-Time Enrollment, Total International Students, Doctorate	711
First-Time Enrollment, Total International Students, Total	712
Total Enrollment, Bangladesh, Master's and Other	713
Total Enrollment, Bangladesh, Doctorate	714
Total Enrollment, Bangladesh, Total	715
Total Enrollment, Brazil, Master's and Other	716
Total Enrollment, Brazil, Doctorate	717
Total Enrollment, Brazil, Total	718
Total Enrollment, Canada, Master's and Other	719
Total Enrollment, Canada, Doctorate	720
Total Enrollment, Canada, Total	721
Total Enrollment, China, Master's and Other	722
Total Enrollment, China, Doctorate	723
Total Enrollment, China, Total	724
Total Enrollment, Colombia, Master's and Other	725
Total Enrollment, Colombia, Doctorate	726
Total Enrollment, Colombia, Total	727
Total Enrollment, France, Master's and Other	728
Total Enrollment, France, Doctorate	729
Total Enrollment, France, Total	730
Total Enrollment, Germany, Master's and Other	731
Total Enrollment, Germany, Doctorate	732
Total Enrollment, Germany, Total	733
Total Enrollment, Ghana, Master's and Other	734
Total Enrollment, Ghana, Doctorate	735
Total Enrollment, Ghana, Total	736

Total Enrollment, Hong Kong, Master's and Other	737
Total Enrollment, Hong Kong, Doctorate	738
Total Enrollment, Hong Kong, Total	739
Total Enrollment, India, Master's and Other	740
Total Enrollment, India, Doctorate	741
Total Enrollment, India, Total	742
Total Enrollment, Indonesia, Master's and Other	743
Total Enrollment, Indonesia, Doctorate	744
Total Enrollment, Indonesia, Total	745
Total Enrollment, Iran, Master's and Other	746
Total Enrollment, Iran, Doctorate	747
Total Enrollment, Iran, Total	748
Total Enrollment, Italy, Master's and Other	749
Total Enrollment, Italy, Doctorate	750
Total Enrollment, Italy, Total	751
Total Enrollment, Japan, Master's and Other	752
Total Enrollment, Japan, Doctorate	753
Total Enrollment, Japan, Total	754
Total Enrollment, Mexico, Master's and Other	755
Total Enrollment, Mexico, Doctorate	756
Total Enrollment, Mexico, Total	757
Total Enrollment, Nepal, Master's and Other	758
Total Enrollment, Nepal, Doctorate	759
Total Enrollment, Nepal, Total	760
Total Enrollment, Nigeria, Master's and Other	761
Total Enrollment, Nigeria, Doctorate	762
Total Enrollment, Nigeria, Total	763
Total Enrollment, Pakistan, Master's and Other	764
Total Enrollment, Pakistan, Doctorate	765
Total Enrollment, Pakistan, Total	766
Total Enrollment, Saudi Arabia, Master's and Other	767
Total Enrollment, Saudi Arabia, Doctorate	768
Total Enrollment, Saudi Arabia, Total	769
Total Enrollment, South Korea, Master's and Other	770
Total Enrollment, South Korea, Doctorate	771
Total Enrollment, South Korea, Total	772
Total Enrollment, Spain, Master's and Other	773
Total Enrollment, Spain, Doctorate	774
Total Enrollment, Spain, Total	775
Total Enrollment, Taiwan, Master's and Other	776
Total Enrollment, Taiwan, Doctorate	777
Total Enrollment, Taiwan, Total	778

Total Enrollment, Turkey/Türkiye, Master's and Other	779
Total Enrollment, Turkey/Türkiye, Doctorate	780
Total Enrollment, Turkey/Türkiye, Total	781
Total Enrollment, United Kingdom, Master's and Other	782
Total Enrollment, United Kingdom, Doctorate	783
Total Enrollment, United Kingdom, Total	784
Total Enrollment, Vietnam, Master's and Other	785
Total Enrollment, Vietnam, Doctorate	786
Total Enrollment, Vietnam, Total	787
Total Enrollment, Other Countries not listed, Master's and Other	788
Total Enrollment, Other Countries not listed, Doctorate	789
Total Enrollment, Other Countries not listed, Total	790
Total Enrollment, Total International Students, Master's and Other	791
Total Enrollment, Total International Students, Doctorate	792
Total Enrollment, Total International Students, Total	793

Appendix C Sample Data Sheet

Institution:

Code:

IPEDS ID:

I. Graduate Enrollment for 2025 Fall Term								
	First Time				Total (Includes First Time)			
	Men	Women	Other	Total	Men	Women	Other	Total
Master's and Other	C1	C2	C3	C4	C25	C26	C27	C28
Doctorate	C5	C6	C7	C8	C29	C30	C31	C32
Total	C9	C10	C11	C12	C33	C34	C35	C36
Full Time	C13	C14	C15	C16	C37	C38	C39	C40
Part Time	C17	C18	C19	C20	C41	C42	C43	C44
Total	C21	C22	C23	C24	C45	C46	C47	C48

II. Number of Degrees Conferred between July 1, 2024, and June 30, 2025				
	Men	Women	Other	Total
Master's and Other	C49	C50	C51	C52
Doctorate	C53	C54	C55	C56
Graduate Certificate	C57	C58	C59	C60

III. Number of Completed Applications Submitted for 2025 Fall Term			
	Master's and Other	Doctorate	Total
Offers of Admission	C61	C62	C63
Not Offered Admission	C64	C65	C66
Total	C67	C68	C69

IV. Master’s and Other Enrollment by Race/Ethnicity and Gender for 2025 Fall Term										
			Master’s and Other First Time				Master’s and Other Total			
							(Includes First Time)			
			Men	Women	Other	Total	Men	Women	Other	Total
U.S Citizens and Permanent Residents	Hispanic/Latino (of any race)		C70	C71	C72	C73	C118	C119	C120	C121
	Non-Hispanic	American Indian/ Alaskan Native	C74	C75	C76	C77	C122	C123	C124	C125
		Asian	C78	C79	C80	C81	C126	C127	C128	C129
		Black/African American	C82	C83	C84	C85	C130	C131	C132	C133
		Native Hawaiian/ Other Pacific Islander	C86	C87	C88	C89	C134	C135	C136	C137
		White	C90	C91	C92	C93	C138	C139	C140	C141
		Two or More Races	C94	C95	C96	C97	C142	C143	C144	C145
	Race/Ethnicity Unknown		C98	C99	C100	C101	C146	C147	C148	C149
	Total		C102	C103	C104	C105	C150	C151	C152	C153
	International Students			C106	C107	C108	C109	C154	C155	C156
Citizenship Unknown			C110	C111	C112	C113	C158	C159	C160	C161
Total			C114	C115	C116	C117	C162	C163	C164	C165

V. Doctoral Enrollment by Race/Ethnicity and Gender for 2025 Fall Term										
			Doctoral First Time				Doctoral Total			
							(Includes First Time)			
			Men	Women	Other	Total	Men	Women	Other	Total
U.S Citizens and Permanent Residents	Hispanic/Latino (of any race)		C166	C167	C168	C169	C214	C215	C216	C217
	Non-Hispanic	American Indian/ Alaskan Native	C170	C171	C172	C173	C218	C219	C220	C221
		Asian	C174	C175	C176	C177	C222	C223	C224	C225
		Black/African American	C178	C179	C180	C181	C226	C227	C228	C229
		Native Hawaiian/ Other Pacific Islander	C182	C183	C184	C185	C230	C231	C232	C233
		White	C186	C187	C188	C189	C234	C235	C236	C237
		Two or More Races	C190	C191	C192	C193	C238	C239	C240	C241
	Race/Ethnicity Unknown		C194	C195	C196	C197	C242	C243	C244	C245
	Total		C198	C199	C200	C201	C246	C247	C248	C249
International Students			C202	C203	C204	C205	C250	C251	C252	C253
Citizenship Unknown			C206	C207	C208	C209	C254	C255	C256	C257
Total			C210	C211	C212	C213	C258	C259	C260	C261

VI. Master's and Other Applications by Race/Ethnicity for 2025 Fall Term										
			Master's and Other Total Applications				Master's and Other Offers of Admission			
			Men	Women	Other	Total	Men	Women	Other	Total
U.S Citizens and Permanent Residents	Hispanic/Latino (of any race)		C262	C263	C264	C265	C310	C311	C312	C313
	Non-Hispanic	American Indian/ Alaskan Native	C266	C267	C268	C269	C314	C315	C316	C317
		Asian	C270	C271	C272	C273	C318	C319	C320	C321
		Black/African American	C274	C275	C276	C277	C322	C323	C324	C325
		Native Hawaiian/ Other Pacific Islander	C278	C279	C280	C281	C326	C327	C328	C329
		White	C282	C283	C284	C285	C330	C331	C332	C333
		Two or More Races	C286	C287	C288	C289	C334	C335	C336	C337
	Race/Ethnicity Unknown		C290	C291	C292	C293	C338	C339	C340	C341
	Total		C294	C295	C296	C297	C342	C343	C344	C345
International Students			C298	C299	C300	C301	C346	C347	C348	C349
Citizenship Unknown			C302	C303	C304	C305	C350	C351	C352	C353
Total			C306	C307	C308	C309	C354	C355	C356	C357

VII. Doctoral Applications by Race/Ethnicity for 2025 Fall Term										
			Doctoral Total Applications				Doctoral Offers of Admission			
			Men	Women	Other	Total	Men	Women	Other	Total
U.S Citizens and Permanent Residents	Hispanic/Latino (of any race)		C358	C359	C360	C361	C406	C407	C408	C409
	Non-Hispanic	American Indian/ Alaskan Native	C362	C363	C364	C365	C410	C411	C412	C413
		Asian	C366	C367	C368	C369	C414	C415	C416	C417
		Black/African American	C370	C371	C372	C373	C418	C419	C420	C421
		Native Hawaiian/ Other Pacific Islander	C374	C375	C376	C377	C422	C423	C424	C425
		White	C378	C379	C380	C381	C426	C427	C428	C429
		Two or More Races	C382	C383	C384	C385	C430	C431	C432	C433
	Race/Ethnicity Unknown		C386	C387	C388	C389	C434	C435	C436	C437
	Total		C390	C391	C392	C393	C438	C439	C440	C441
	International Students			C394	C395	C396	C397	C442	C443	C444
Citizenship Unknown			C398	C399	C400	C401	C446	C447	C448	C449
Total			C402	C403	C404	C405	C450	C451	C452	C453

VIII. Number of Applications and First-Time Enrollment for 2025 Fall Term			
	Total Applications	Offers of Admission	First Time Enrollment
Rural Status	C454	C455	C456
Disability Status	C457	C458	C459
Veteran Status	C460	C461	C462
First-generation Status	C463	C464	C465

IX. International Graduate Applications by Selected Countries/Region for 2025 Fall Term						
	Total Applications			Offers of Admission		
	Master's and Other	Doctorate	Total	Master's and Other	Doctorate	Total
Bangladesh	C466	C467	C468	C547	C548	C549
Brazil	C469	C470	C471	C550	C551	C552
Canada	C472	C473	C474	C553	C554	C555
China	C475	C476	C477	C556	C557	C558
Colombia	C478	C479	C480	C559	C560	C561
France	C481	C482	C483	C562	C563	C564
Germany	C484	C485	C486	C565	C566	C567
Ghana	C487	C488	C489	C568	C569	C570
Hong Kong	C490	C491	C492	C571	C572	C573
India	C493	C494	C495	C574	C575	C576
Indonesia	C496	C497	C498	C577	C578	C579
Iran	C499	C500	C501	C580	C581	C582
Italy	C502	C503	C504	C583	C584	C585
Japan	C505	C506	C507	C586	C587	C588
Mexico	C508	C509	C510	C589	C590	C591
Nepal	C511	C512	C513	C592	C593	C594
Nigeria	C514	C515	C516	C595	C596	C597
Pakistan	C517	C518	C519	C598	C599	C600
Saudi Arabia	C520	C521	C522	C601	C602	C603
South Korea	C523	C524	C525	C604	C605	C606
Spain	C526	C527	C528	C607	C608	C609
Taiwan	C529	C530	C531	C610	C611	C612
Turkey/Türkiye	C532	C533	C534	C613	C614	C615
United Kingdom	C535	C536	C537	C616	C617	C618
Vietnam	C538	C539	C540	C619	C620	C621
Other Countries not listed	C541	C542	C543	C622	C623	C624
Total International Students	C544	C545	C546	C625	C626	C627

**X. International Graduate Enrollment by Selected Countries/Region and Degree Level
for 2025 Fall Term**

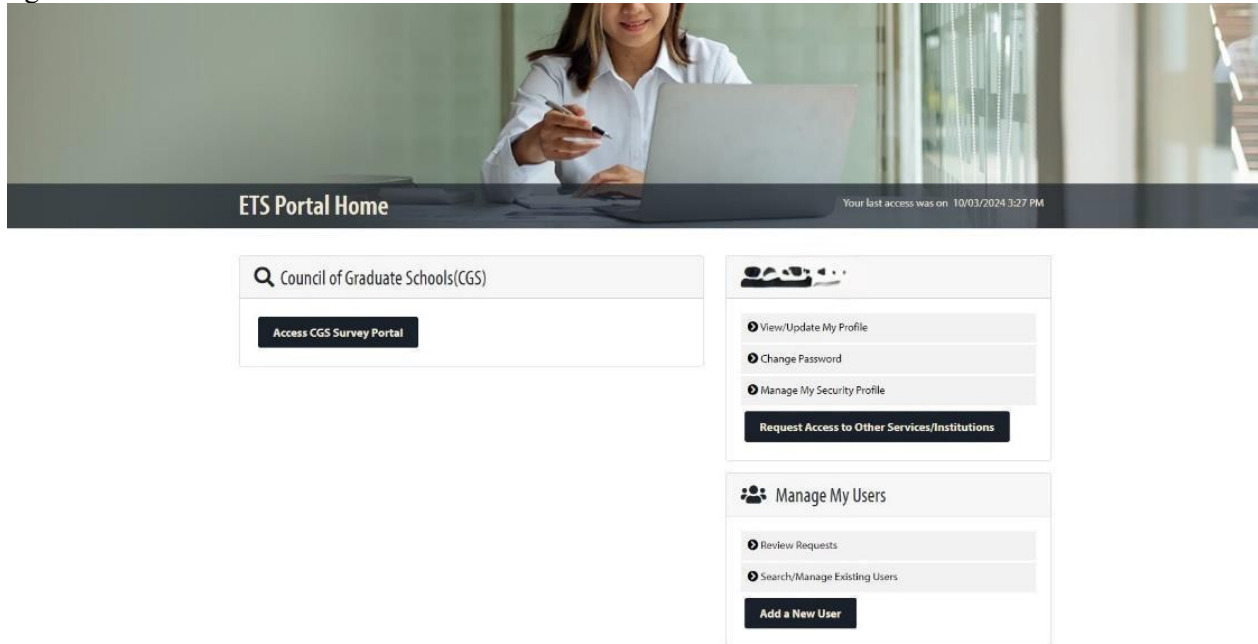
	First Time			Total (Includes First Time)		
	Master's and Other	Doctorate	Total	Master's and Other	Doctorate	Total
Bangladesh	C628	C629	C630	C709	C710	C711
Brazil	C631	C632	C633	C712	C713	C714
Canada	C634	C635	C636	C715	C716	C717
China	C637	C638	C639	C718	C719	C720
Colombia	C640	C641	C642	C721	C722	C723
France	C643	C644	C645	C724	C725	C726
Germany	C646	C647	C648	C727	C728	C729
Ghana	C649	C650	C651	C730	C731	C732
Hong Kong	C652	C653	C654	C733	C734	C735
India	C655	C656	C657	C736	C737	C738
Indonesia	C658	C659	C660	C739	C740	C741
Iran	C661	C662	C663	C742	C743	C744
Italy	C664	C665	C666	C745	C746	C747
Japan	C667	C668	C669	C748	C749	C750
Mexico	C670	C671	C672	C751	C752	C753
Nepal	C673	C674	C675	C754	C755	C756
Nigeria	C676	C677	C678	C757	C758	C759
Pakistan	C679	C680	C681	C760	C761	C762
Saudi Arabia	C682	C683	C684	C763	C764	C765
South Korea	C685	C686	C687	C766	C767	C768
Spain	C688	C689	C690	C769	C770	C771
Taiwan	C691	C692	C693	C772	C773	C774
Turkey/Türkiye	C694	C695	C696	C775	C776	C777
United Kingdom	C697	C698	C699	C778	C779	C780
Vietnam	C700	C701	C702	C781	C782	C783
Other Countries not listed	C703	C704	C705	C784	C785	C786
Total International Students	C706	C707	C708	C787	C788	C789

Appendix D

Add/Managing/Removing Users

Adding a User

To add a user, enter the institutional portal via portal.ets.org , click on “Add a User” on the bottom at the right.



- On the next screen, you will be asked to enter the e-mail address of the user you wish to add.
- If the e-mail address is not currently in the system, you will be prompted to enter information for the user. When complete, click next on the bottom screen.

Last Name:

Glass

Job Title:

Other

Other Job Title:

Other

Country:

United States

Address Line 1:

111 Perry Rd

Address Line 2:

City:

University City

State/Province:

Alaska

ZIP/Postal Code:

08852

Email Address:

gvglass@cgsu.edu

Phone Country Code:

United States - 001

Phone Number:

1234567890

Extension:

Institution Website URL:

What Would You Like This User to Access?

☒ Do you want to access CGS - The Council of Graduate Schools?

CGS serves as a resource for policymakers and others on issues concerning graduate education, research, and scholarship. [Learn more about CGS.](#)

Next >

On the next screen, select the role (Lead, Secondary) and service (Graduate Dean, Data Collection Coordinator, Respondent) and click Next. Note, Respondents can enter/upload data, but cannot submit data.

Council of Graduate Schools

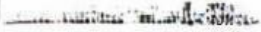
Select Services, Institutions and Roles for which access is required and click Next to proceed

Required Information

CGS Service

Select one or more Institutions and Roles [Edit Selections](#)

Lead Administrators manage staff access to online score data for their institution.
[About Lead Administrators and Secondary Users](#)

Institution Code, Name and Type	Select Your Role	Remove from Your Institutions
	<input type="radio"/> Lead Administrator <input checked="" type="radio"/> Secondary User	Remove

Select a Service for the selected Institutions

☐ CGS Graduate Dean
☐ CGS Data Collection Coordinator
☒ CGS Respondent

[Back](#) [Next](#)

Once complete, you will get this message (below). If you click “Return to Home”, you will be able to add more users, manage other users, or enter the survey.

Request Submitted

✓ New User Added.

This user has been approved to access score data online. An ETS account has been created for the user. The user will receive a confirmation email with instructions on how to sign in.

[Return to Home](#)

Managing/Removing Users

To manage (change role) or remove a user, enter the institutional portal via portal.ets.org, click on “Search/Manage Existing Users”, second from the bottom at the right.

ETS Portal Home

Your last access was on 10/03/2024 3:27 PM

Search Council of Graduate Schools(CGS)

Access CGS Survey Portal

View/Update My Profile

Change Password

Manage My Security Profile

Request Access to Other Services/Institutions

Manage My Users

Review Requests

Search/Manage Existing Users

Add a New User

A list of all current users will be displayed. Click on the name link of the user you wish to manage.

User Search Result

Click a user's name to view/update user's profile.

Export Results to Excel

Name	Email Address	User Status	Program	Institution Code/Name or Search Service Account	Role	Role Status	Services	Country	Last Modified
Glass, Gene (gvglass)	gvglass@cgsw.edu	Active	GRE	9999 CGS University	Lead Administrator	Active	Council of Graduate Schools Service	United States	ETS Representative 08/30/2024

To edit user information (e.g., title, name spelling, etc.), click “Edit Profile Information.” Make the necessary changes and hit save. To change a user’s role or remove a user, click “Edit CGS access.” Make adjustments to role or access using the radio buttons and click “Submit for Approval.”

Edit Profile Information

Council of Graduate Schools

You are approved for the following CGS access. Click the "Edit CGS Access" button.

Testing Program	Institution Code, Name and Type
GRE	9999 CGS University

Edit CGS Access

Username:adeeter

Testing Program	Institution Code, Name and Type	Role	Services	Role Status
GRE	CGS University	<div><div><input checked="" type="radio"/> Lead Administrator</div><div><input type="radio"/> Secondary User</div></div>	<div><div><input type="radio"/> CGS Graduate Dean</div><div><input checked="" type="radio"/> CGS Data Collection Coordinator</div><div><input type="radio"/> CGS Respondent</div></div>	<div><div><input checked="" type="radio"/> Active</div><div><input type="radio"/> Inactive</div><div><input type="radio"/> Remove Access</div></div>

Submit for Approval

Cancel