



GRE

GRADUATE RECORD EXAMINATIONS®

Large Print Figure Supplement (18 point)

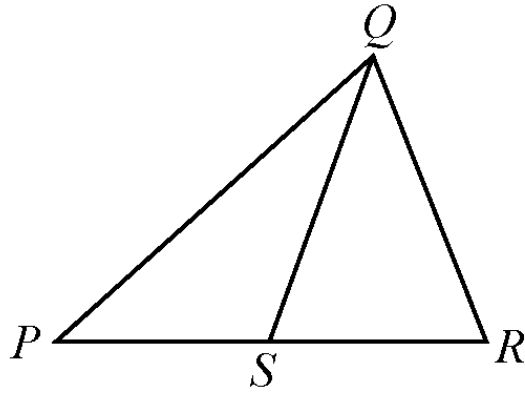
for

Introduction to the
Quantitative Reasoning Measure



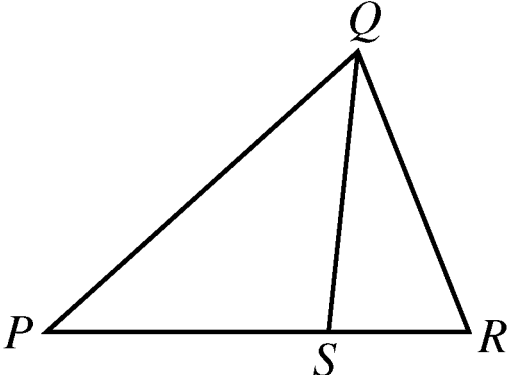
Copyright © 2010 by Educational Testing Service. All rights reserved. ETS, the ETS logo, GRADUATE RECORD EXAMINATIONS, and GRE are registered trademarks of Educational Testing Service (ETS) in the United States and other countries.

Figure 1



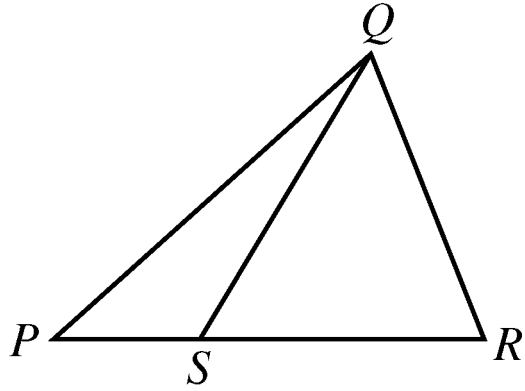
The length of PQ equals the length of PR .

Figure 2



The length of PQ equals the length of PR .

Figure 3



The length of PQ equals the length of PR .

Figure 4

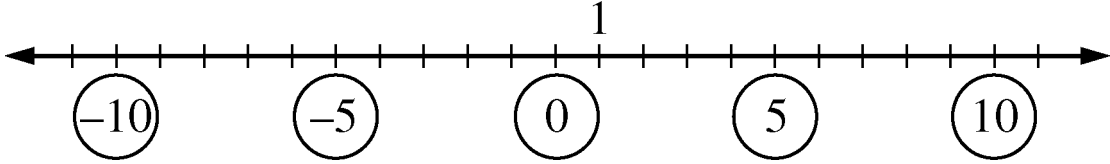


Figure 5

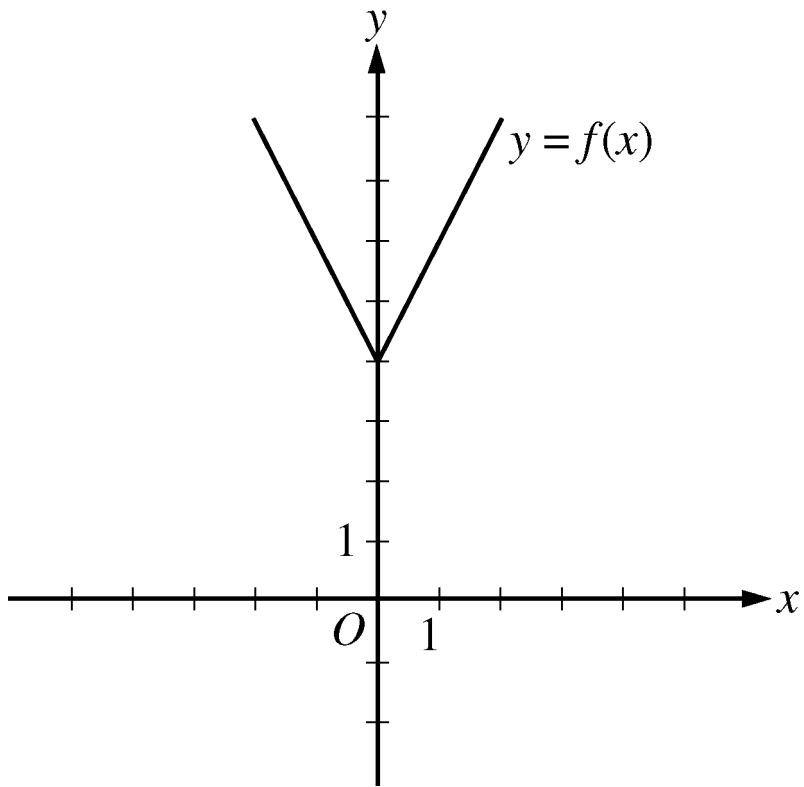


Figure 6

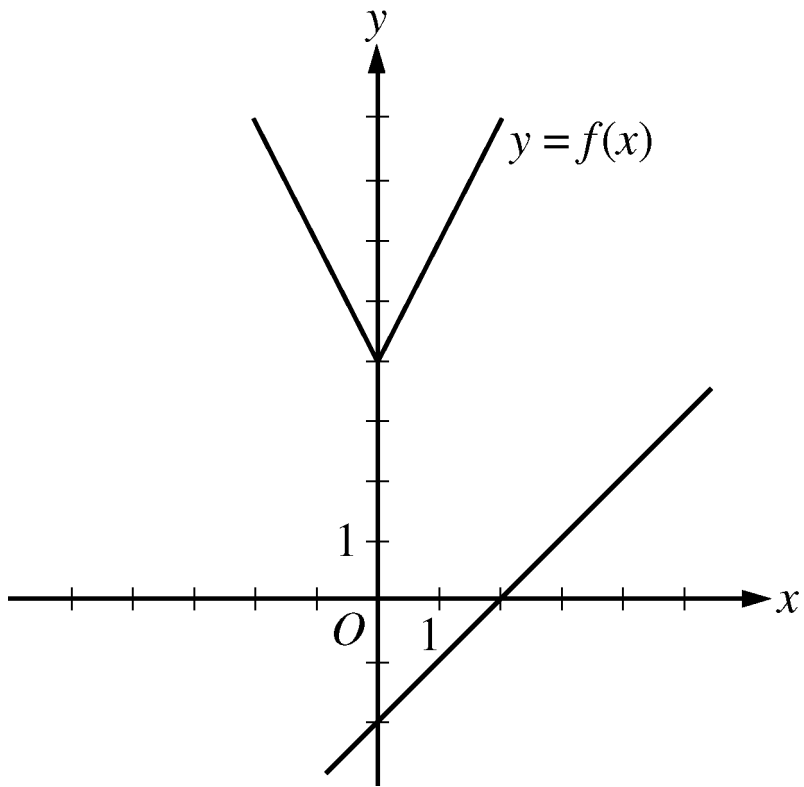


Figure 7

Results of a Used-Car Auction

	<u>Small Cars</u>	<u>Large Cars</u>
Number of cars offered	32	23
Number of cars sold	16	20
Projected sales total for cars offered (in thousands)	\$70	\$150
Actual sales total (in thousands)	\$41	\$120

Figure 8

Annual Percent Change in Dollar Amount of Sales
at Five Retail Stores from 2006 to 2008

Store	Percent Change from 2006 to 2007	Percent Change from 2007 to 2008
<i>P</i>	+10	-10
<i>Q</i>	-20	+9
<i>R</i>	+5	+12
<i>S</i>	-7	-15
<i>T</i>	+17	-8

Figure 9

